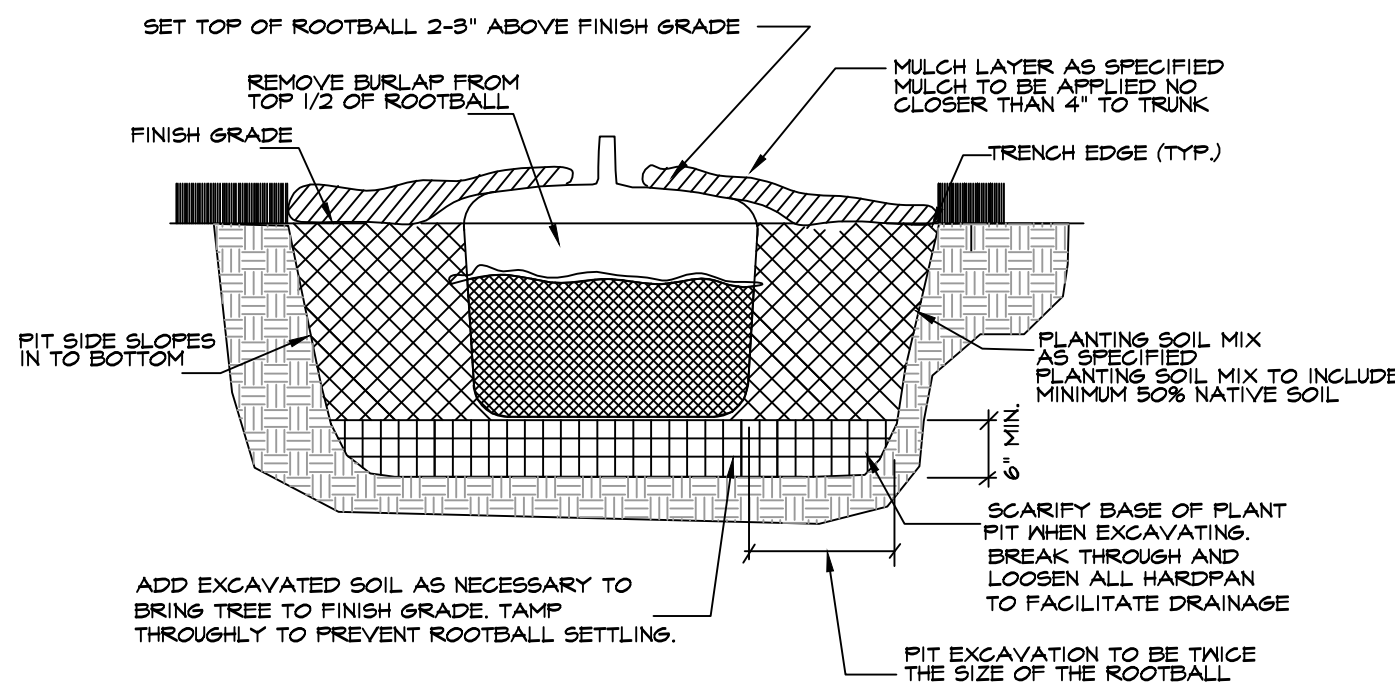
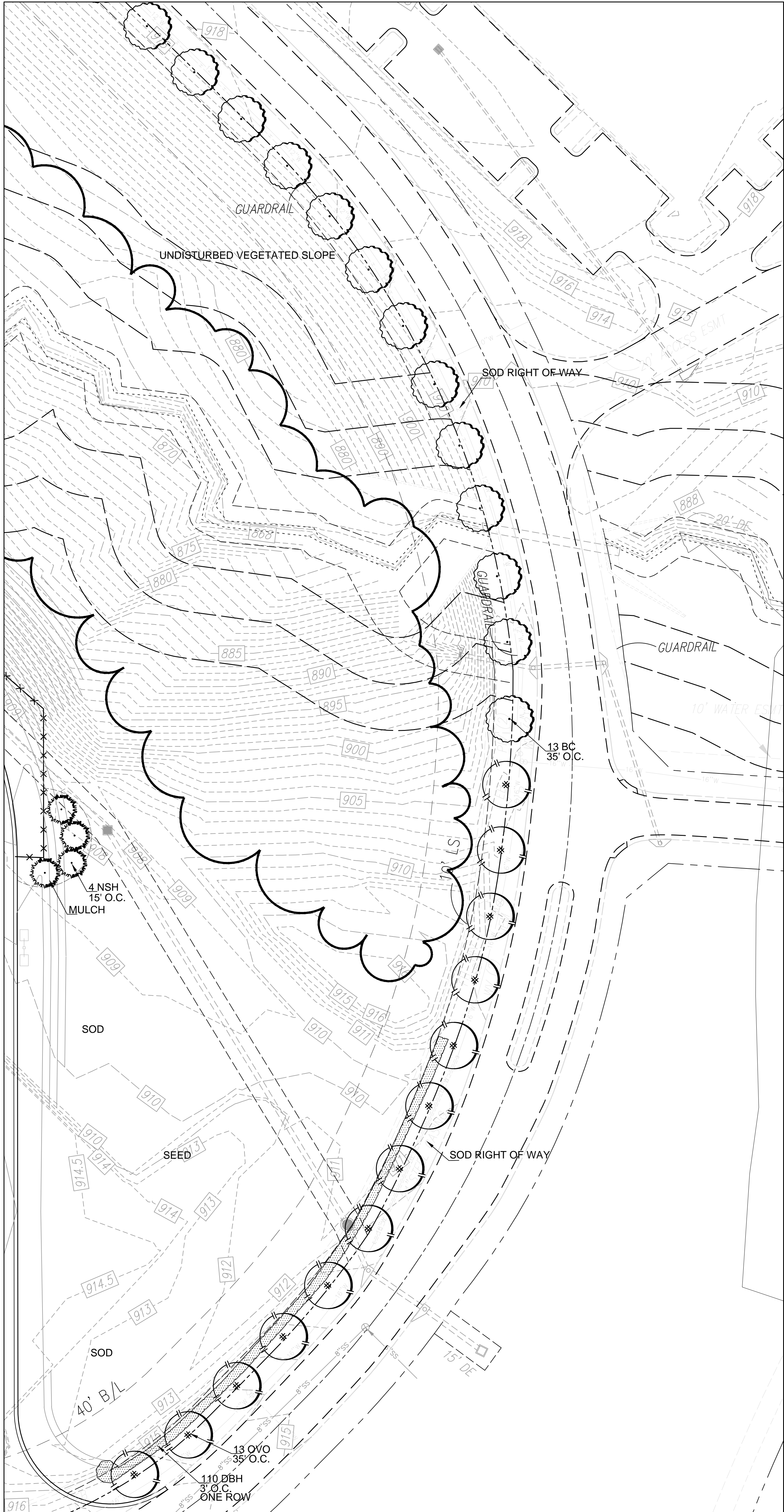
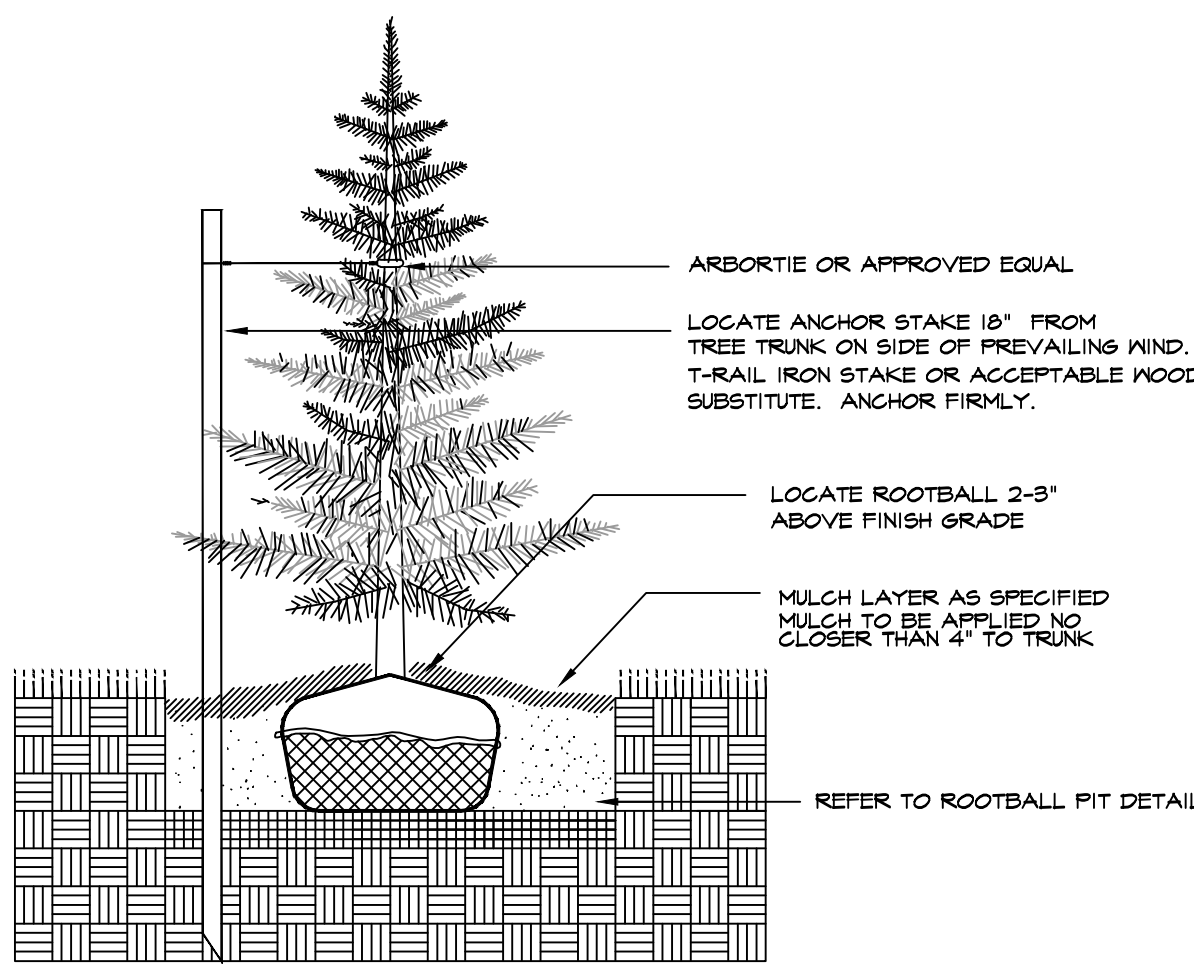


MATCH LINE- SEE SHEET L-1.9 FOR CONTINUATION

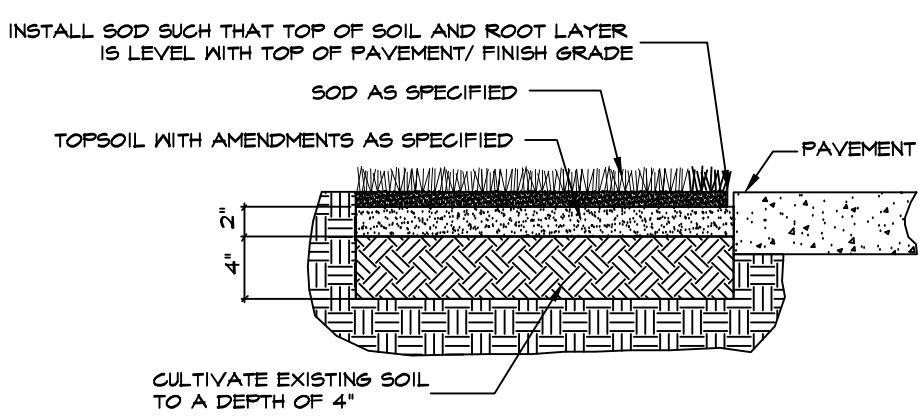
MATCH LINE- SEE SHEET L-1.8 FOR CONTINUATION



2 TREE ROOTBALL PIT
SCALE: N.T.S.



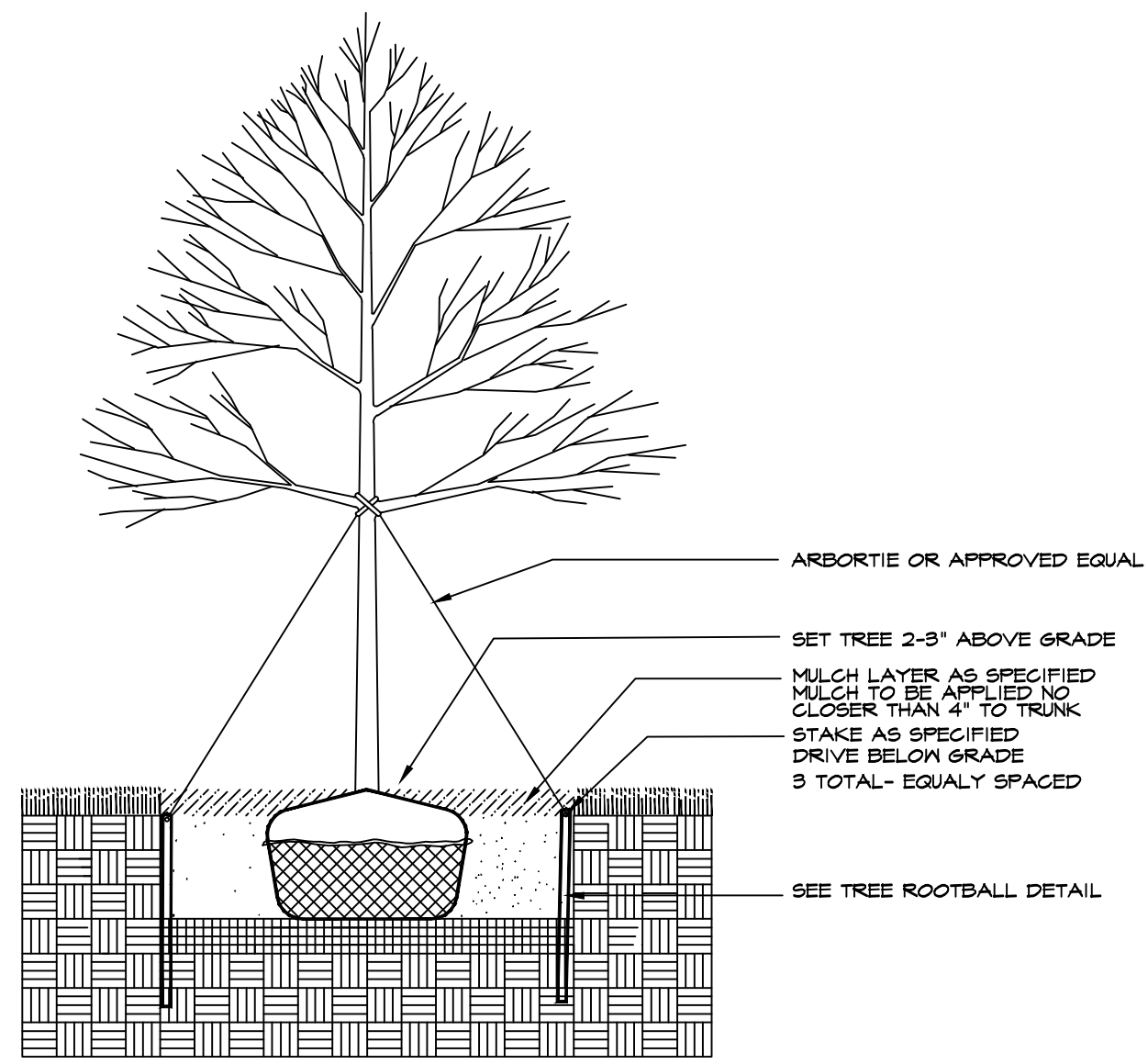
5 EVERGREEN TREE
SCALE: N.T.S.



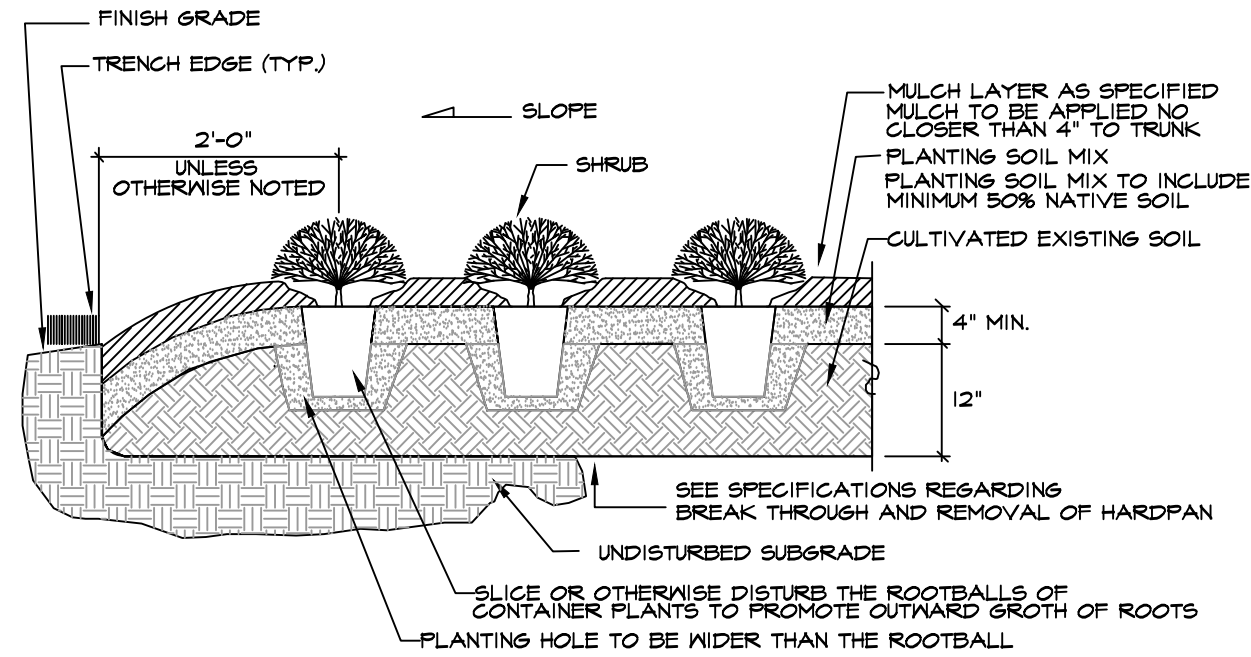
8 SOD DETAIL
SCALE: N.T.S.

FERTILIZER TO BE APPLIED AFTER FIRST GROWING SEASON. LIME AND OTHER CHEMICAL AMENDMENTS TO BE APPLIED PER RECOMMENDATIONS OF A UGA, OR OTHER PROFESSIONALLY PERFORMED SOIL TEST

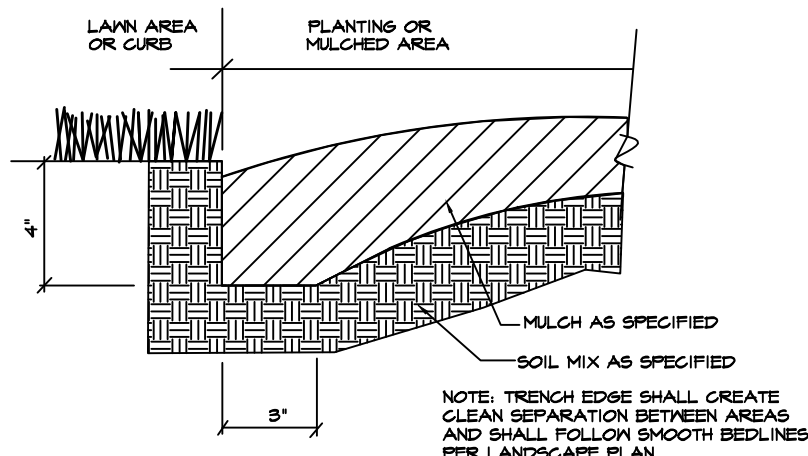
DURING THE BOND PERIOD, REQUIRED REPLACEMENT OF PLANTS INCLUDES THOSE DAMAGED BY ACTS OF NATURE AND VANDALISM



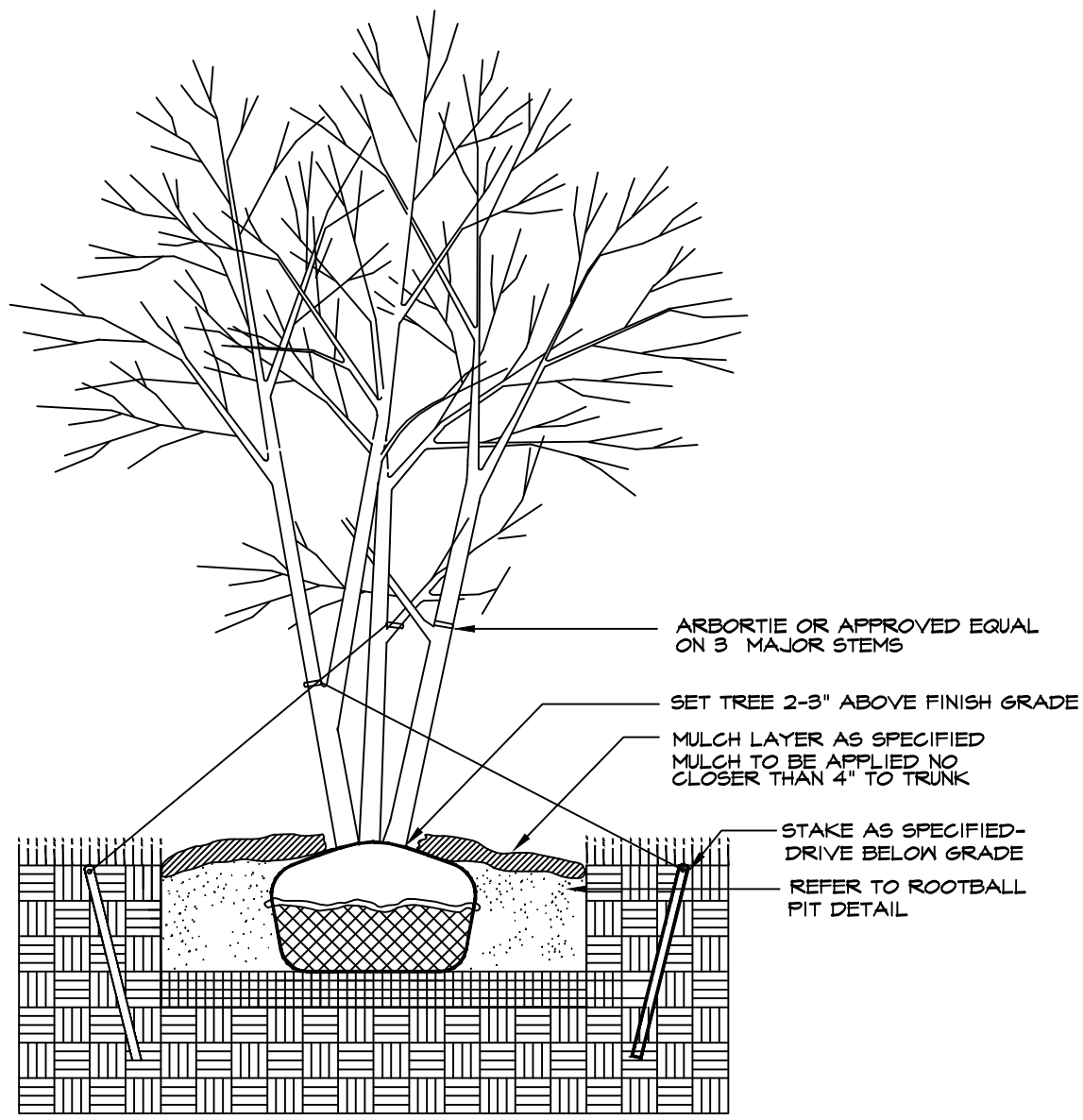
3 DECIDUOUS TREE
SCALE: N.T.S.



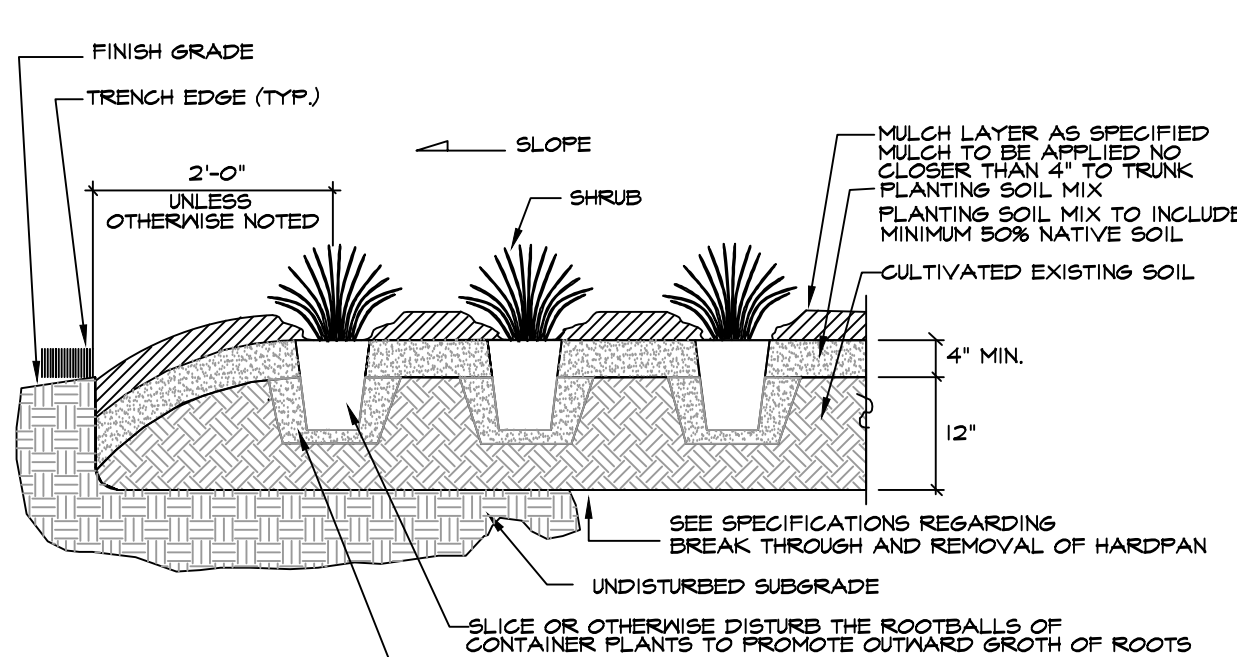
6 SHRUB DETAIL
SCALE: N.T.S.



9 TRENCH EDGE DETAIL
SCALE: N.T.S.



4 MULTISTEM TREE
SCALE: N.T.S.



7 GROUNDCOVER DETAIL
SCALE: N.T.S.

Plant List

Quantity	Symbol	Botanical Name	Common Name	Caliper	Height	Spread	Root	Comments
4	TM	Acer buergerianum	Trident Maple	3"	12'	6'	B&B	Single trunk, dense, uniform branching
1	JM	Acer palmatum 'Bloodgood'	Bloodgood Japanese Maple	3"	7-8'	3'	B&B	Single trunk, dense, uniform branching
20	OGRM	Acer rubrum 'October Glory'	October Glory Red Maple	3"	14-16'	7-8'	B&B	Straight trunk, dense, uniform branching
1	FBH	Carpinus betulus 'Fastigiata'	Pyramidal European Hornbeam	3"	14-16'	4-5'	B&B	Straight trunk, dense, uniform branching
3	ORB	Cercis canadensis 'Oklahoma'	Oklahoma Redbud	2"	10'	4'	B&B	Straight trunk, dense, uniform branching
6	WFT	Chionanthus virginicus	White Fringetree		10'	5'	B&B	3 stem minimum, dense, uniform branching
3	KD	Cornus kousa	Kousa Dogwood	2"	10'	4'	B&B	Straight trunk, dense, uniform branching
77	CRYPT	Cryptomeria japonica 'Yoshino'	Yoshino Japanese Cryptomeria		6-7'	3'	B&B	Full to ground, dense
4	TFYH	Ilex vomitoria 'Roundleaf'	Roundleaf Yaupon Holly		6-7'	3'	B&B	Free to grow, 3 stem minimum, dense
80	NSH	Ilex x Nellie R. Stevens	Nellie Stevens Holly		6-7'	3'	B&B	Full to ground, dense
47	ERC	Juniperus virginiana 'Brodie'	Brodie Eastern Red Cedar	3"	12-14'	5'	B&B	Straight trunk, dense, uniform branching
14	NCM	Lagerstroemia indica 'Natchez'	Natchez Crape Myrtle	3"	14'	5'	B&B	Single trunk, dense, uniform branching
8	PCM	Lagerstroemia indica 'Potomac'	Potomac Crape Myrtle	3"	14'	5'	B&B	Single trunk, dense, uniform branching
20	TP	Liriodendron tulipifera	Tulip Poplar	3"	14-16'	7-8'	B&B	Straight trunk, dense, uniform branching
1	SBM	Magnolia virginiana	Sweetbay Magnolia		8-10'	4'	B&B	3 stem minimum, dense
5	CP	Platanus chinensis	Chinese Platanus	3"	12-14'	6'	B&B	Straight trunk, dense, uniform branching
5	LAO	Quercus laevis	Laurel Oak	3"	14-16'	7-8'	B&B	Straight trunk, dense, central leader
22	OVO	Quercus lyrata	Overcup Oak	3"	14-16'	7-8'	B&B	Straight trunk, dense, central leader
47	WO	Quercus phellos	Willow Oak	3"	14-16'	7-8'	B&B	Straight trunk, dense, central leader
62	BC	Taxodium distichum	Bald Cypress	3"	14-16'	7-8'	B&B	Full to ground, dense
23	ALE	Ulmus parvifolia 'Alee'	Alee Elm	3"	14-16'	7-8'	B&B	Straight trunk, dense, uniform branching
9	VZ	Zelkova serrata 'Village Green'	Village Green Zelkova	3"	14-16'	7-8'	B&B	Straight trunk, dense, uniform branching
217	EGA	Abelia grandifolia 'Ed Goucher'	Ed Goucher Abelia	12-15"	15-18"	3 Gal		Dense form, good color, w/ell rooted in pot
45	ASA	Azalea x 'Autumn Sunburst'	Autumn Sunburst Encore Azalea	12-15"	15-18"	3 Gal		Dense form, good color, w/ell rooted in pot
8	SAS	Camellia sasanqua	Pink Sasanqua	24"	18"	5 Gal		Dense form, good color, w/ell rooted in pot
365	DBH	Ilex cornuta 'Burfordii Nana'	Dwarf Burford Holly	15-18"	12-15"	1 Gal		Dense form, good color, w/ell rooted in pot
877	PJ	Juniperus davurica 'Evensal'	Parsons Juniper		12-15"	1 Gal		Dense form, good color, w/ell rooted in pot
273	BLF	Loropetalum chinense 'Burgundy'	Burgundy Fringeflower		15-18"	12-15"	3 Gal	Dense form, good color, w/ell rooted in pot
225	RFF	Loropetalum chinense 'Purple Pixie'	Purple Pixie Fringeflower		8"	15-18"	3 Gal	Dense form, good color, w/ell rooted in pot
32	MG	Miscanthus sinensis 'Gracillimus'	Maiden Grass		15-18"	12-15"	3 Gal	Dense form, good color, w/ell rooted in pot
216	KOR	Rosa "Knockout" Candy Apple Red	Candy Apple Red Rose		12-15"	15-18"	3 Gal	Dense form, good color, w/ell rooted in pot
256	GMS	Spiraea x 'Goldmound'	Goldmound Spirea		12-15"	15-18"	3 Gal	Dense form, good color, w/ell rooted in pot
63	BPD	Dianthus deltoides 'Bath's Pink'	Bath's Pink Dianthus		1 Gal			Full in pot, good color, dense foliage mass
113	MTD	Hemerocallis 'Ming Toy'	Ming Toy Daylily		1 Gal			Full in pot, good color, dense foliage mass
30	SDD	Hemerocallis 'Stella D'Oro'	Stella D'Oro Daylily		1 Gal			Full in pot, good color, dense foliage mass
2,014	BBL	Liriope muscari 'Big Blue'	Big Blue Liriope		1 Gal			Full in pot, good color, dense foliage mass
160	VL	Liriope muscari 'Variegata'	Variegated Liriope		1 Gal			Full in pot, good color, dense foliage mass
2520	AJ	Trachelospermum asiaticum	Asian Jasmine		1 Gal			Full in pot, good color, dense foliage mass
250	SC	Seasonal Color	Annuals		4" Pot			Owner to select
		Sod	Tifton 419 Bermuda					Certified pure, free of weeds, good color
		Seed	Common Bermuda					Certified pure, free of weeds, good color

LANDSCAPE PLAN- AREA J/ PLANTING DETAILS/ PLANT LIST

HOMEGOODS DISTRIBUTION CENTER

HOMEGOODS, INC.

REVISIONS		
NO.	DATE	DESCRIPTION
1	7-22-13	CITY COMMENTS
2	7-31-13	ISSUED FOR BID/ PERMIT
3	8-8-13	CITY COMMENTS
4	8-15-13	ADDENDUM 2
5		
6		



ANDERSON
DESIGN
LANDSCAPE ARCHITECTURE

P.O. BOX 491632
LAWRENCEVILLE, GA 30049
T: 770.277.1157
F: 770.995.9023
E: andersondesign@bellsouth.net

THIS DRAWING IS AND SHALL REMAIN THE PROPERTY OF ANDERSON DESIGN, INC. AND SHALL NOT BE REPRODUCED OR COPIED IN ANY FORM WITHOUT WRITTEN CONSENT. IF CONTRACTOR FINDS IN THE COURSE OF THE WORK DISCREPANCY BETWEEN THE PLANS AND THE ACTUAL CONDITIONS OF THE CONSTRUCTION SITE OR ANY ERRORS OR OMISSIONS, IT SHALL BE THE RESPONSIBILITY OF THE CONTRACTOR TO NOTIFY ANDERSON DESIGN, INC. IN WRITING. ANY WORK DONE AFTER DISCOVERY, UNLESS AUTHORIZED, WILL BE AT THE CONTRACTOR'S RISK.

DATE: JUNE 24, 2013
JOB #: 13-616
FILE: 13-616 LC-1
SHEET: L 1.10

NOTE: PLAN SHOWS LANDSCAPE REQUIRED PER CITY OF JEFFERSON REQUIREMENTS. ADDITIONAL LANDSCAPE SHOWN MAY BE EDITED TO REFLECT BUDGET CONDITIONS STILL TO BE DETERMINED