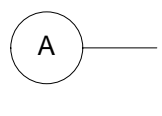
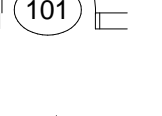
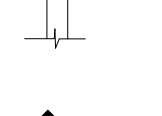
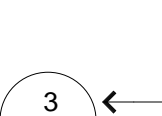
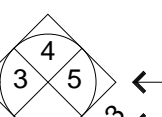

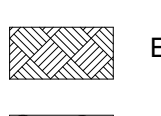
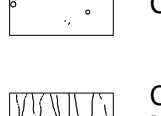
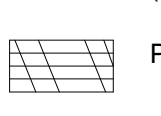
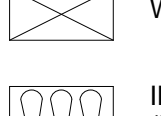
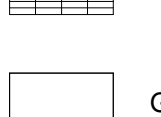




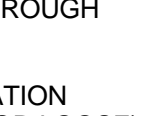




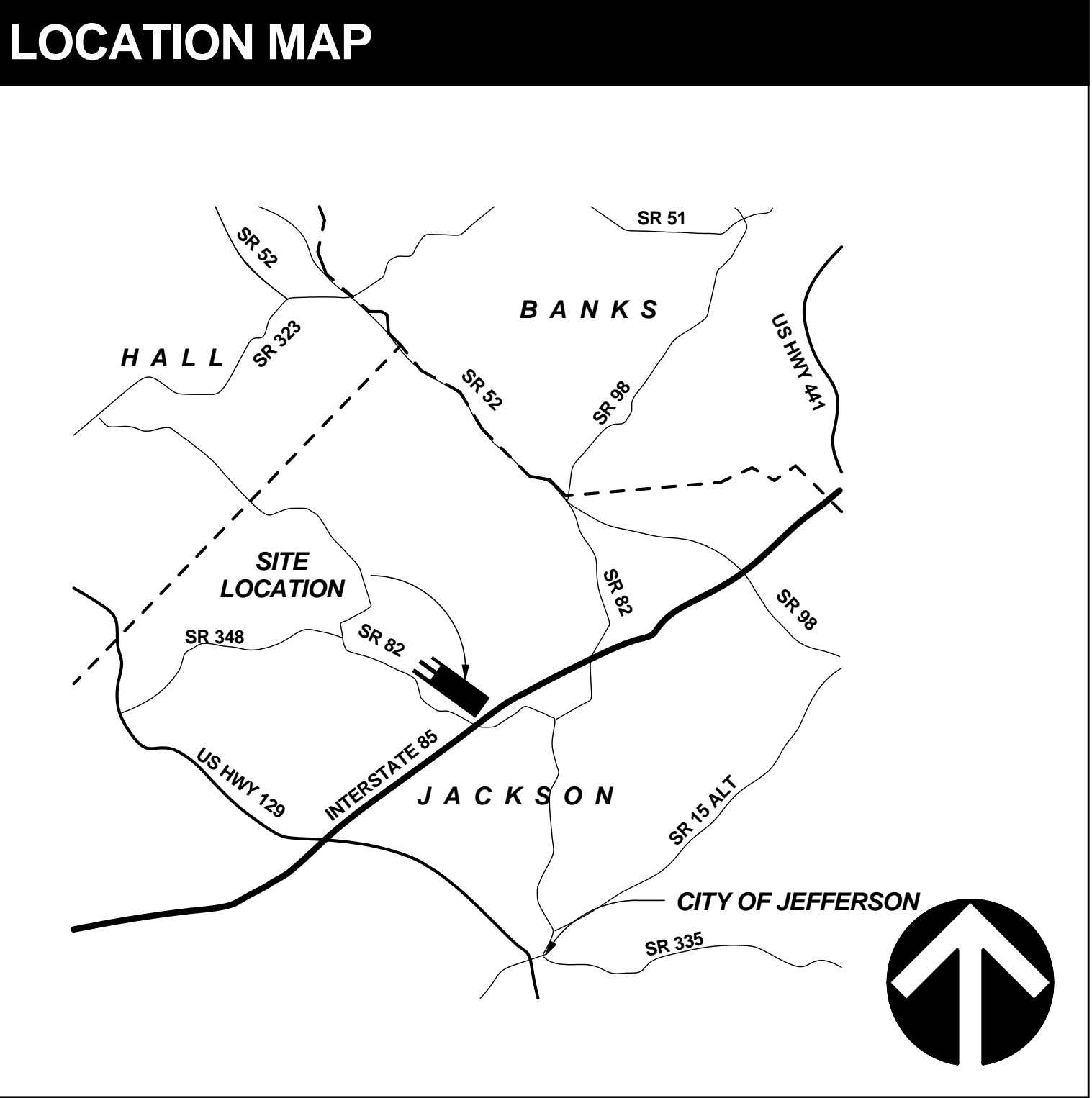
DRAWING LIST		
TITLE	ARCHITECTURAL	ELECTRICAL
T-101 TITLE SHEET	A-603 ENLARGED TOILET PLANS AND ELEVATIONS A-604 ENLARGED TOILET PLANS AND ELEVATIONS A-605 FINISH SCHEDULE AND WAREHOUSE FINISH PLANS A-606 MAIN OFFICE FINISH PLAN A-607 INTERIOR AND MILLWORK ELEVATIONS A-608 INTERIOR AND MILLWORK ELEVATIONS A-609 MILLWORK DETAILS A-610 MILLWORK DETAILS A-701 DOOR SCHEDULE A-702 DOOR SCHEDULE TYPES, HARDWARE AND DETAILS A-703 STOREFRONT ELEVATIONS AND DETAILS A-704 INTERIOR DOOR AND WINDOW TYPES AND DETAILS A-802 FURNITURE PLAN	E-001 ELECTRICAL LEGEND, NOTES AND SCHEDULES E-002 ELECTRICAL LEGEND, NOTES AND SCHEDULES E-101 SITE PLAN - ELECTRICAL E-202 PARTIAL FLOOR PLAN - LIGHTING E-203 PARTIAL FLOOR PLAN - LIGHTING E-204 PARTIAL FLOOR PLAN - LIGHTING E-205 PARTIAL FLOOR PLAN - LIGHTING E-206 PARTIAL FLOOR PLAN - LIGHTING E-206A PARTIAL MEZZANINE PLAN - LIGHTING E-207 PARTIAL FLOOR PLAN AND ENLARGED PUMP HOUSE - LIGHTING E-207A PARTIAL MEZZANINE PLAN - LIGHTING E-208 MAIN OFFICE PLAN - LIGHTING E-210 WAREHOUSE OFFICES AND RESTROOMS FLOOR PLANS AND ROPS - LITG E-302 PARTIAL FLOOR PLAN - POWER E-303 PARTIAL FLOOR PLAN - POWER E-304 PARTIAL FLOOR PLAN - POWER E-305 PARTIAL FLOOR PLAN - POWER E-306 PARTIAL FLOOR PLAN - POWER E-307 PARTIAL FLOOR PLAN AND ENLARGED PUMP HOUSE - ELECTRICAL E-308 MAIN OFFICE FLOOR PLAN - POWER E-310 WAREHOUSE OFFICES AND RESTROOMS FLOOR PLANS - POWER E-003 ELECTRICAL LEGEND, NOTES AND SCHEDULES E-004 ELECTRICAL RISER DIAGRAM E-201 OVERALL FLOOR PLAN - MECHANICAL POWER E-309 COMPUTER ROOM FLOOR PLAN - POWER E-311 WAREHOUSE OFFICES AND RESTROOMS FLOOR PLANS POWER E-005 ELECTRICAL RISER DIAGRAM E-101P SITE PHOTOMETRIC PLAN - ELECTRICAL E-300 OVERALL FLOOR PLAN - POWER E-312 MAINTENANCE CAGE AND BATTERY WASH AND CHANGE - POWER E-601 ELECTRICAL PANEL SCHEDULES E-602 ELECTRICAL PANEL SCHEDULES E-603 ELECTRICAL PANEL SCHEDULES E-604 ELECTRICAL PANEL SCHEDULES E-605 ELECTRICAL PANEL SCHEDULES E-606 ELECTRICAL PANEL SCHEDULES E-607 ELECTRICAL PANEL SCHEDULES E-608 ELECTRICAL PANEL SCHEDULES E-609 ELECTRICAL PANEL SCHEDULES E-610 ELECTRICAL PANEL SCHEDULES
CIVIL	STRUCTURAL	
C0 COVER SHEET C1 SITE PLAN AND OVERALL UTILITY PLAN C2 GRADING AND DRAINAGE PLAN C3 ESPCP - INITIAL PERIMETER CONTROL PHASE C4 ESPCP - INTERMEDIATE GRADING AND DRAINAGE PHASE C5 ESPCP - FINAL STABILIZATION PHASE C6 ESPCP - EROSION CONTROL NOTES AND DETAILS C7 ESPCP - EROSION CONTROL NOTES AND DETAILS C8 ESPCP - EROSION CONTROL NOTES AND DETAILS C9 STORM DRAINAGE PROFILE C10 STORM DRAINAGE PROFILE C11 STORM DRAINAGE PROFILE C12 SANITARY SEWER PROFILES C13 CONSTRUCTION NOTES AND DETAILS C14 CONSTRUCTION NOTES AND DETAILS C1.1 PARTIAL UTILITY PLAN C1.2 PARTIAL UTILITY PLAN C1.3 PARTIAL UTILITY PLAN C1.4 PARTIAL UTILITY PLAN C12.1 GRAVITY SANITARY SEWER PLAN AND PROFILE C12.2 FORCE MAIN PLAN AND PROFILE C12.3 FORCE MAIN PLAN AND PROFILE C 1 OF 3 SITE PLAN C 2 OF 3 DRIVEWAY PLAN AND CONSTRUCTION DETAILS C 3 OF 3 EROSION CONTROL NOTES & DETAILS	S-100 GENERAL NOTES S-201 OVERALL FOUNDATION PLAN S-202 PARTIAL FLOOR PLAN - MAIN OFFICE - RECEIVING S-203 PARTIAL FLOOR PLAN - RECEIVING S-204 PARTIAL FLOOR PLAN - RECEIVING S-205 PARTIAL FLOOR PLAN - RECEIVING S-206 PARTIAL FLOOR PLAN - SHIPPING S-207 PARTIAL FLOOR PLAN - SHIPPING AND ENLARGED PLANS S-208 PARTIAL MEZZANINE FRAMING PLAN S-211 OVERALL ROOF FRAMING PLAN S-212 PARTIAL ROOF FRAMING PLAN - MAIN OFFICE - RECEIVING S-213 PARTIAL ROOF FRAMING PLAN - RECEIVING S-214 PARTIAL ROOF FRAMING PLAN - RECEIVING S-215 PARTIAL ROOF FRAMING PLAN - RECEIVING S-216 PARTIAL ROOF FRAMING PLAN - SHIPPING S-217 PARTIAL ROOF FRAMING PLAN - SHIPPING AND ENLARGED PLANS S-301 SECTIONS AND DETAILS S-302 SECTIONS AND DETAILS S-303 SLAB DETAILS S-304 BRACE FRAME DETAILS S-305 SECTIONS AND DETAILS S-307 PANEL ELEVATIONS (101 - 133) S-308 PANEL ELEVATIONS (133 - 166) S-309 PANEL ELEVATIONS (167 - 196) S-310 PANEL ELEVATIONS (197 - 235) S-311 PANEL ELEVATIONS (236 - 270) S-312 PANEL ELEVATIONS (271 - 307) S-313 PANEL ELEVATIONS (308 - 339) S-314 PANEL ELEVATIONS (340 - 366) S-315 PANEL ELEVATIONS (367 - 399) S-316 PANEL ELEVATIONS (400 - 426) S-317 PANEL ELEVATIONS (427 - 445) S-318 PANEL PLAN AND ELEVATIONS (446 - 447 AND 501 - 503)	
LANDSCAPE		
L0.1 TREE RETENTION AND REPLACEMENT PLAN L0.2 TREE RETENTION AND DENSITY PLAN - CALCULATIONS L1.0 LANDSCAPE PLAN L1.1 LANDSCAPE PLAN - AREA A L1.2 LANDSCAPE PLAN - AREA B L1.3 LANDSCAPE PLAN - AREA C L1.4 LANDSCAPE PLAN - AREA D L1.5 LANDSCAPE PLAN - AREA E L1.6 LANDSCAPE PLAN - AREA F L1.7 LANDSCAPE PLAN - AREA G L1.8 LANDSCAPE PLAN - AREA G L1.9 LANDSCAPE PLAN - AREA I L1.10 LANDSCAPE PLAN - AREA J / PLANTING DETAILS / PLANT LIST		
ARCHITECTURAL	MECHANICAL	PLUMBING
A-101 SITE PLAN A-102 SITE ENLARGED PLANS AND DETAILS A-103 SITE DETAILS A-104 PREFABRICATED GUARHOUSE - PLANS, ELEVATIONS AND DETAILS A-201 OVERALL FLOOR PLAN A-202 PARTIAL FLOOR PLAN - MAIN OFFICE AND RECEIVING A-203 PARTIAL FLOOR PLAN - RECEIVING A-204 PARTIAL FLOOR PLAN - RECEIVING A-205 PARTIAL FLOOR PLAN - RECEIVING A-206 PARTIAL FLOOR PLANS - SHIPPING WINGS A-207 PARTIAL FLOOR PLAN - SHIPPING WING AND ENLARGED PLANS A-208 ENLARGED MAIN OFFICE PLAN A-209 ENLARGED OFFICE REFLECTED CEILING PLAN A-210 ENLARGED WAREHOUSE AND REFLECTED CEILING PLANS A-211 SHIPPING CONVEYOR PLATFORM PLANS A-212 OVERALL ROOF PLAN AND DETAILS A-213 ENLARGED ROOF AND REFLECTED CEILING PLANS A-214 ROOF DETAILS A-301 EXTERIOR BUILDING ELEVATIONS A-302 EXTERIOR BUILDING ELEVATIONS A-303 EXTERIOR BUILDING ELEVATIONS A-304 EXTERIOR BUILDING ELEVATIONS A-306 PANEL PLAN AND DETAILS A-307 PANEL ELEVATIONS (101 - 132) A-308 PANEL ELEVATIONS (133 - 166) A-309 PANEL ELEVATIONS (167 - 196) A-310 PANEL ELEVATIONS (197 - 235) A-311 PANEL ELEVATIONS (236 - 270) A-312 PANEL ELEVATIONS (271 - 307) A-313 PANEL ELEVATIONS (308 - 339) A-314 PANEL ELEVATIONS (340 - 366) A-315 PANEL ELEVATIONS (367 - 399) A-316 PANEL ELEVATIONS (400 - 426) A-317 PANEL PLAN - ELEVATIONS (427 - 445) A-318 PANEL PLAN AND ELEVATIONS (446 - 447 AND 501 - 503) A-401 SECTION AT MAIN OFFICE ENTRANCE AND LOW BAY AREA A-402 SECTIONS AT MAIN OFFICE AND HIGH BAY AREAS A-403 SECTION AT HIGHLOW BAY AREA AND DETAILS A-404 WALL SECTIONS AT RECEIVING AREA A-405 WALL SECTIONS AT SHIPPING AREA AND FIRE PUMP HOUSE A-406 INTERIOR SHIP'S LADDER PLAN, SECTION, ELEVATION AND DETAIL A-407 EXTERIOR SHIP'S LADDER PLAN, SECTION AND ELEVATION A-408 STAIR PLANS, ELEVATIONS AND SECTIONS - PLATFORM ELEVATION A-501 DETAILS A-502 DETAILS A-503 DETAILS A-601 WALL TYPES A-602 INTERIOR DETAILS	M-001 NOTES, LEGEND & ABBREVIATIONS - H.V.A.C M-002 EQUIPMENT SCHEDULES - H.V.A.C M-003 DETAILS - H.V.A.C M-202 PARTIAL FLOOR PLAN - H.V.A.C M-203 PARTIAL FLOOR PLAN - H.V.A.C M-204 PARTIAL FLOOR PLAN - H.V.A.C M-205 PARTIAL FLOOR PLAN - H.V.A.C M-206 PARTIAL FLOOR PLAN - H.V.A.C M-207 PARTIAL FLOOR PLAN AND ENLARGED PUMP HOUSE - H.V.A.C M-208 MAIN OFFICE FLOOR PLAN - H.V.A.C M-210 WAREHOUSE OFFICES AND RESTROOMS FLOOR PLAN - H.V.A.C P-101 NOTES, LEGENDS, & ABBREVIATIONS - PLUMBING P-102 DETAILS - PLUMBING P-202 PARTIAL FLOOR PLAN - PLUMBING P-203 PARTIAL FLOOR PLAN - PLUMBING P-204 PARTIAL FLOOR PLAN - PLUMBING P-205 PARTIAL FLOOR PLAN - PLUMBING P-206 PARTIAL FLOOR PLAN - PLUMBING P-207 PARTIAL FLOOR PLAN AND ENLARGED PUMP HOUSE - PLUMBING P-208 MAIN OFFICE FLOOR PLAN - PLUMBING P-210 WAREHOUSE OFFICES AND RESTROOMS FLOOR PLANS - PLUMBING P-209 WAREHOUSE OFFICES AND RESTROOMS FLOOR PLANS - PLUMBING P-103 S.W.&V. RISER DIAGRAMS - PLUMBING P-104 S.W.&V. RISER DIAGRAMS - PLUMBING	
FIRE PROTECTION		
F-0.0 FIRE PROTECTION NOTES AND DETAILS F-1.0 FIRE PROTECTION UNDERGROUND F-1.1 FIRE PROTECTION SYSTEM PLAN F-1.2 FIRE PUMP PLAN NOTES AND DETAILS F-2.0 FIRE ALARM NOTES AND PLANS F-2.1 FIRE ALARM PLAN		

CONSULTANTS		
CIVIL ENGINEER TDK ENGINEERS 2302 PAPER CHASE DRIVE LAWRENCEVILLE, GA. 30043 PHONE: (770) 831-9122 FAX: (770) 831-9122	STRUCTURAL ENGINEER BROWDER + LEGUIZAMON, PE 174 WEST WIEUCA ROAD ATLANTA, GA. 30342 PHONE: (404) 851-9580 FAX: (404) 851-9589	FIRE PROTECTION ENGINEER HARRINGTON GROUP, INC. 2400 MEADOWBROOK PARKWAY SUITE 250 DULUTH, GA. 30096 PHONE: (770) 564-3505 FAX: (770) 564-3509
MECHANICAL ENGINEER JORDAN & SKALA ENGINEERS, INC. 4275 SHACKLEFORD ROAD SUITE 200 NORCROSS, GA. 30093 PHONE: (770) 447-5547 FAX: (770) 448-0262	PLUMBING ENGINEER JORDAN & SKALA ENGINEERS, INC. 4275 SHACKLEFORD ROAD SUITE 200 NORCROSS, GA. 30093 PHONE: (770) 447-5547 FAX: (770) 448-0262	ELECTRICAL ENGINEER JORDAN & SKALA ENGINEERS, INC. 4275 SHACKLEFORD ROAD SUITE 200 NORCROSS, GA. 30093 PHONE: (770) 447-5547 FAX: (770) 448-0262

ARCHITECT
 MACGREGOR ASSOCIATES ARCHITECTS
CONTACT: RICHARD LEONARD 2839 PACES FERRY ROAD SUITE 500 ATLANTA, GEORGIA 30339 PHONE: (770) 432-9400 FAX: (770) 432-9934 EMAIL: rleonard@maamail.com
 07/31/13



SYMBOL / MATERIAL LEGEND	
 COLUMN LINE  DOOR NUMBER  PARTITION TYPE  SECTION NUMBER  DETAIL NUMBER  ELEVATION NUMBER	OFFICE 101 ROOM NUMBER E-10 WALL PANEL NUMBER 1 EXTERIOR WINDOW NUMBER A INTERIOR WINDOW NUMBER 3 CEILING HEIGHT 9'-0" EQUIPMENT NUMBER 5
 EARTH  GRAVEL  CONCRETE  CONCRETE MASONRY UNIT  METAL (LARGE SCALE)  PLYWOOD  WOOD FINISHED  WOOD ROUGH  INSULATION (BATT OR LOOSE)  INSULATION (RIGID)  GYPSUM BOARD, CEMENT, GROUT  CERAMIC TILE, ACOUSTICAL TILE	



CODE DATA	
BUILDING DESIGN IS BASED ON THE FOLLOWING CODES	
BUILDING CODE:	2006 INTERNATIONAL BUILDING CODE
MECHANICAL CODE:	2006 INTERNATIONAL MECHANICAL CODE
PLUMBING CODE:	2006 INTERNATIONAL PLUMBING CODE
FIRE CODE:	2006 INTERNATIONAL FIRE PREVENTION CODE
ELECTRICAL CODE:	2011 NATIONAL ELECTRICAL CODE
ENERGY CODE:	2009 INTERNATIONAL ENERGY CONSERVATION CODE
GAS CODE:	2006 INTERNATIONAL FUEL GAS CODE
LIFE SAFETY CODE:	2000 NFPA 101
ACCESSIBILITY CODE:	ACCESSIBILITY CODE

PROJECT DATA	
PROJECT LOCATION:	HOMEGOODS DISTRIBUTION CENTER 125 LOGISTICS CENTER PARKWAY JEFFERSON, GEORGIA 30549
OCCUPANCY CLASSIFICATION	AREA OCCUPANT LOAD FOR EXITING
GROUP S-1 STORAGE	772,424 SF/ 500 OL = 1,545 PERSONS x (.15) = 231.8" (REQ'D) / 34" = 7
GROUP B OFFICE	28,298 SF/ 100 OL = 283 PERSONS x (.15) = 42.5" (REQ'D) / 34" = 1
TOTAL GROSS AREA	800,722 SF
MAXIMUM ALLOWABLE AREA:	UNLIMITED AREA WITH FULLY SPRINKLERED BUILDING INCREASE AND 60' OPEN SPACE AROUND BUILDING PER IBC 507.2
FIRE PROTECTION:	FULLY SPRINKLERED (ESFR)
ACTUAL OCCUPANCY LOAD:	TO BE DETERMINED UPON TENANT IMPROVEMENT
CONSTRUCTION TYPE:	TYPE II B - UNPROTECTED FULLY SPRINKLERED (ESFR)
BUILDING HEIGHT:	53' - 0" A.F.F. TO TOP OF PARAPET
NUMBER OF STORIES:	ONE STORY

PRINT RECORD		
NUMBER	DATE	DESCRIPTION
07/31/13	ISSUE FOR BID / PERMIT	
DATE	PROJECT NO	
07/31/13	2013-018	
SHEET TITLE		
TITLE SHEET		
SHEET NUMBER		
T-101		
FOR CONSTRUCTION		



MACGREGOR
ASSOCIATES
ARCHITECTS

2839 Paces Ferry Road, Suite 500
Atlanta, Georgia 30339
T 770.432.9400 F 770.432.9934

SEAL



07/31/13

CONSULTANT

PRINT RECORD

NUMBER	DATE	DESCRIPTION
07/31/13	ISSUE FOR BID / PERMIT	

PROJECT INFORMATION

HomeGoods
DISTRIBUTION
CENTER

125 LOGISTICS CENTER PARKWAY
JEFFERSON, GEORGIA 30549

Be
HomeGoods
Happy

THIS DRAWING, AS AN INSTRUMENT OF SERVICE, IS AND SHALL REMAIN THE PROPERTY OF THE DESIGN PROFESSIONAL AND SHALL NOT BE REPRODUCED, PUBLISHED OR USED IN ANY WAY WITHOUT THE PERMISSION OF THE DESIGN PROFESSIONAL.

THE CONTRACTOR SHALL VERIFY ALL DIMENSIONS AND EXISTING CONDITIONS AT THE SITE BEFORE PROCEEDING WITH EACH PHASE OF HIS WORK.
© MacGregor Associates Architects, Inc. - 1987-2013

DATE	PROJECT NO
07/31/13	2013-018

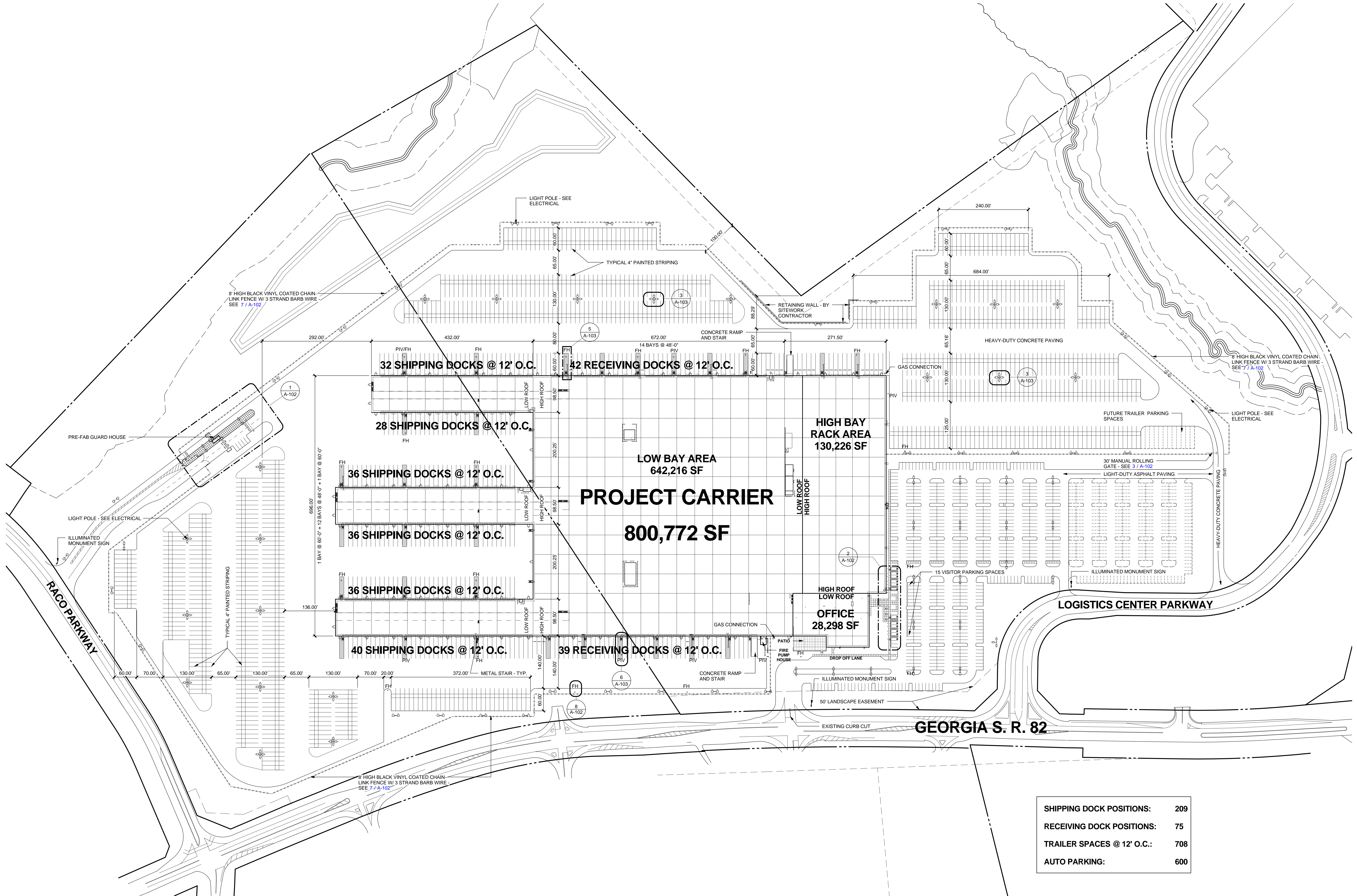
SHEET TITLE

SITE PLAN

SHEET NUMBER

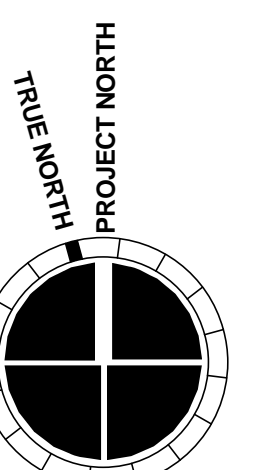
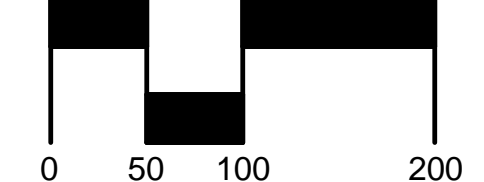
A-101

FOR CONSTRUCTION



SHIPPING DOCK POSITIONS:	209
RECEIVING DOCK POSITIONS:	75
TRAILER SPACES @ 12' O.C.:	708
AUTO PARKING:	600

GRAPHIC SCALE

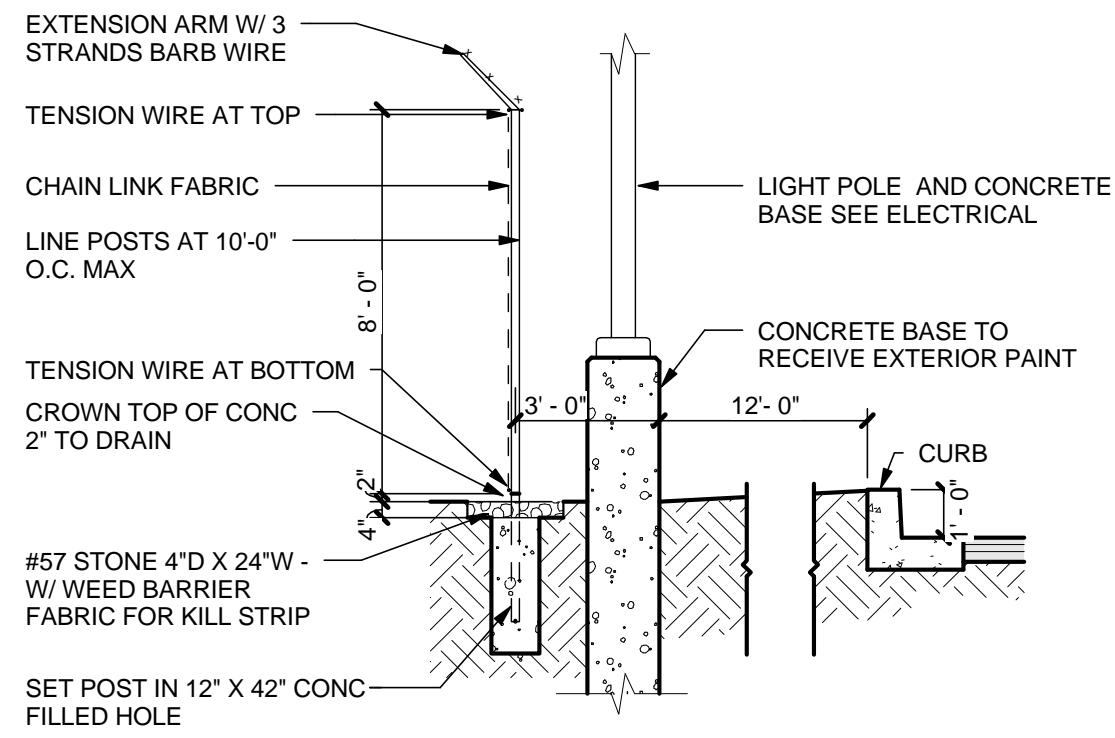
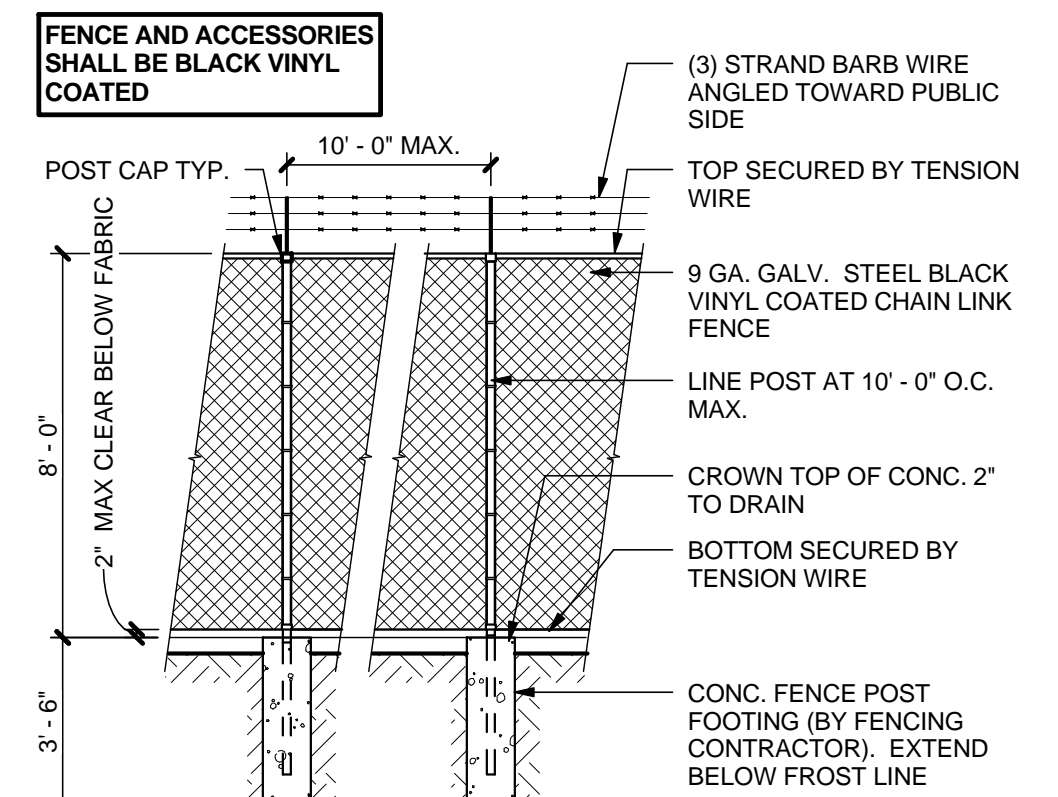
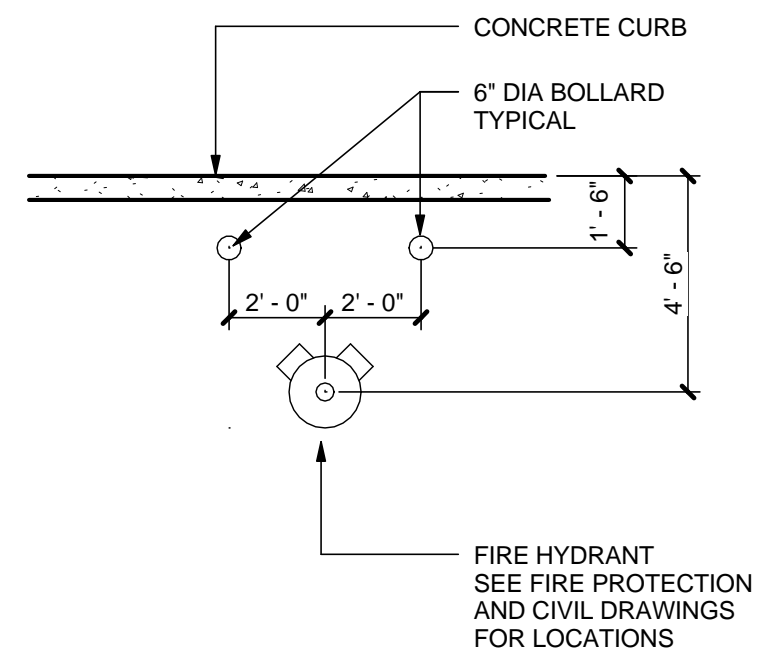


8/1/2013 3:29:56 AM

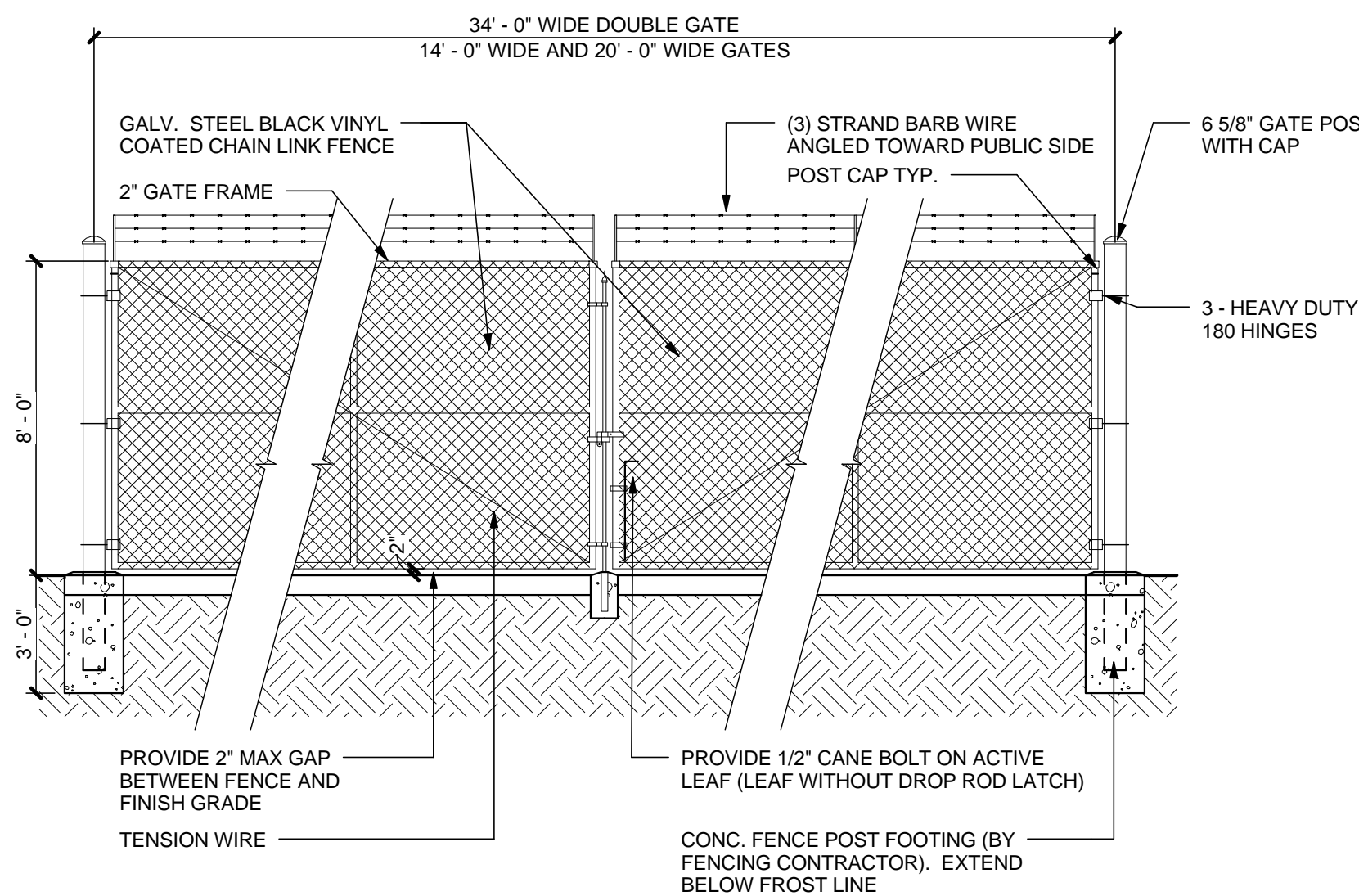
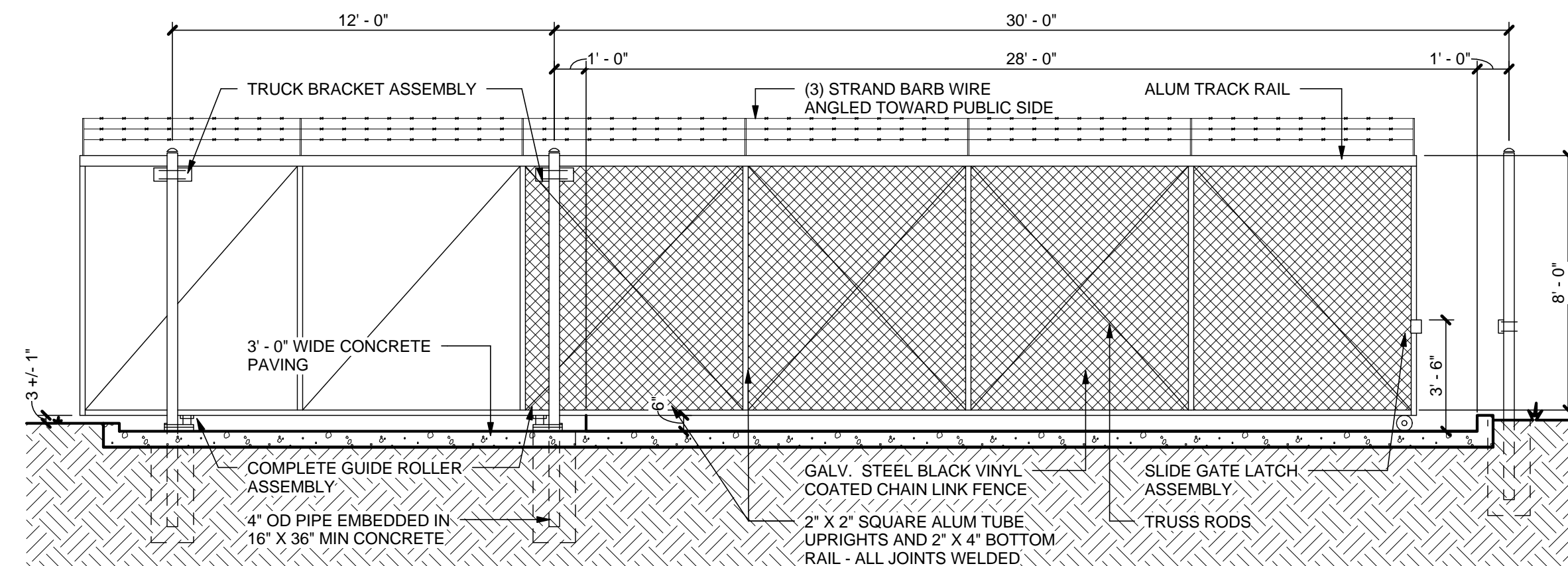
1

SITE PLAN

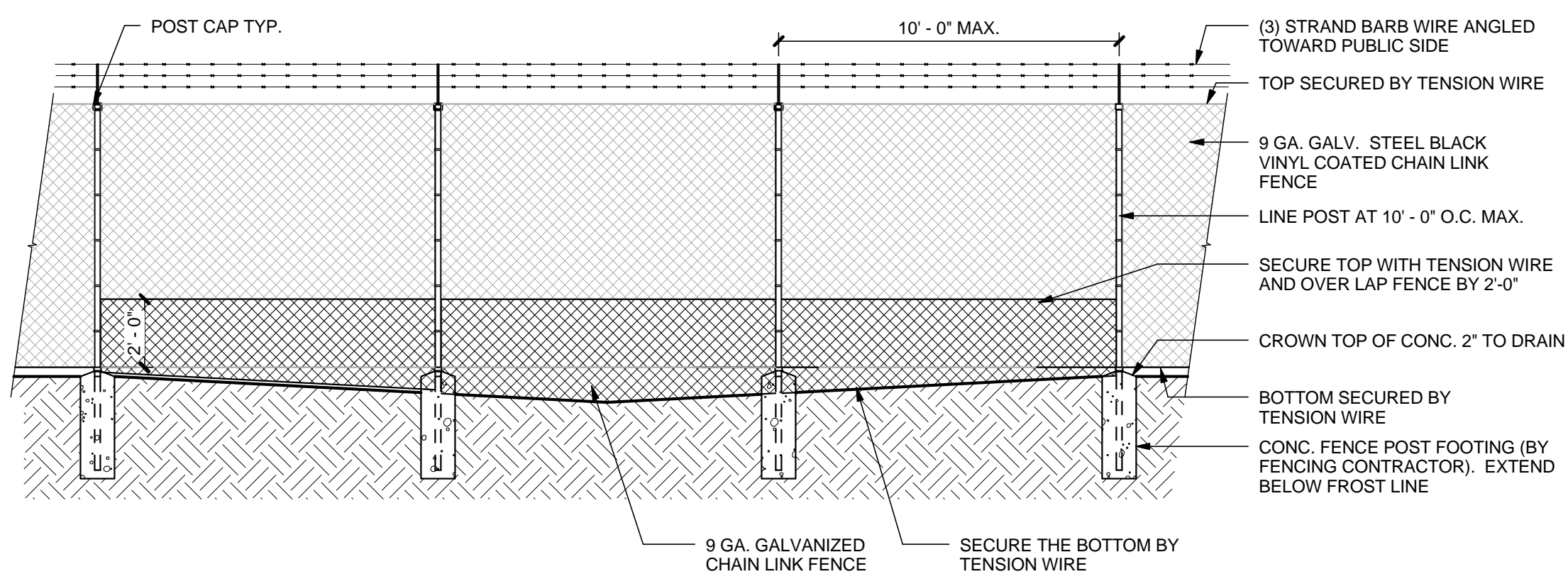
1" = 100'-0"



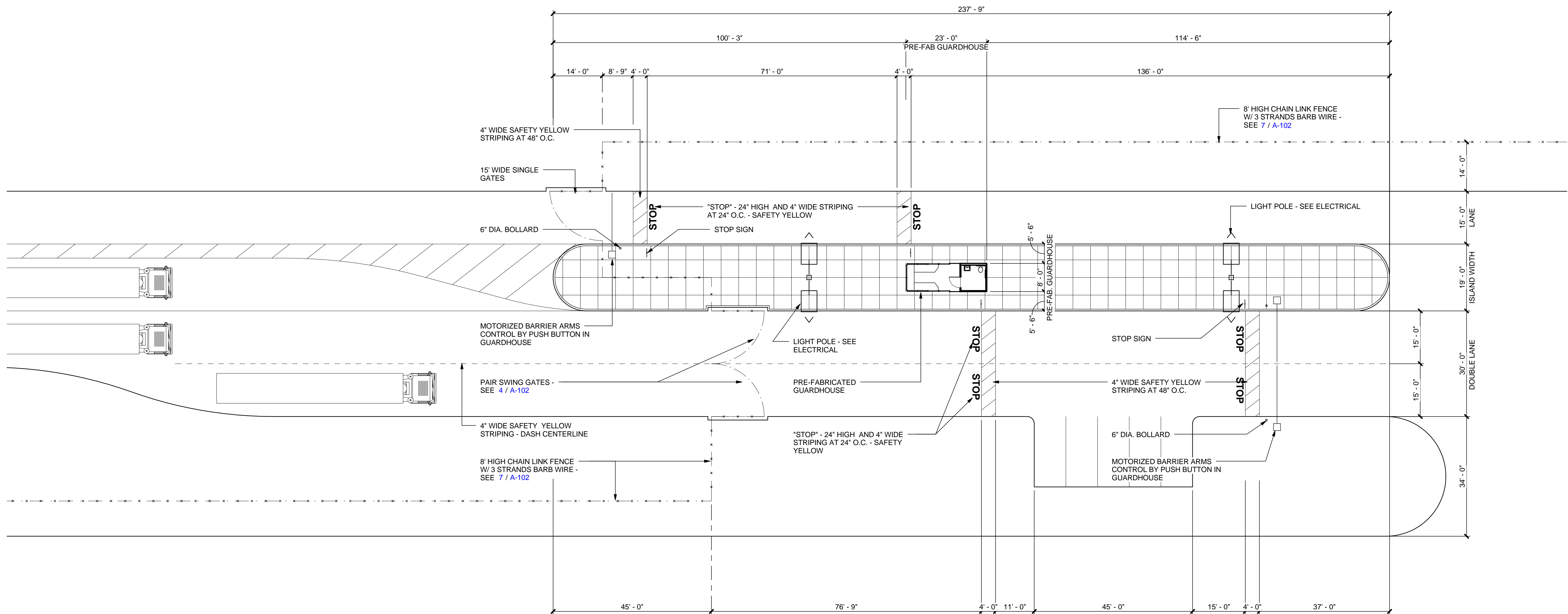
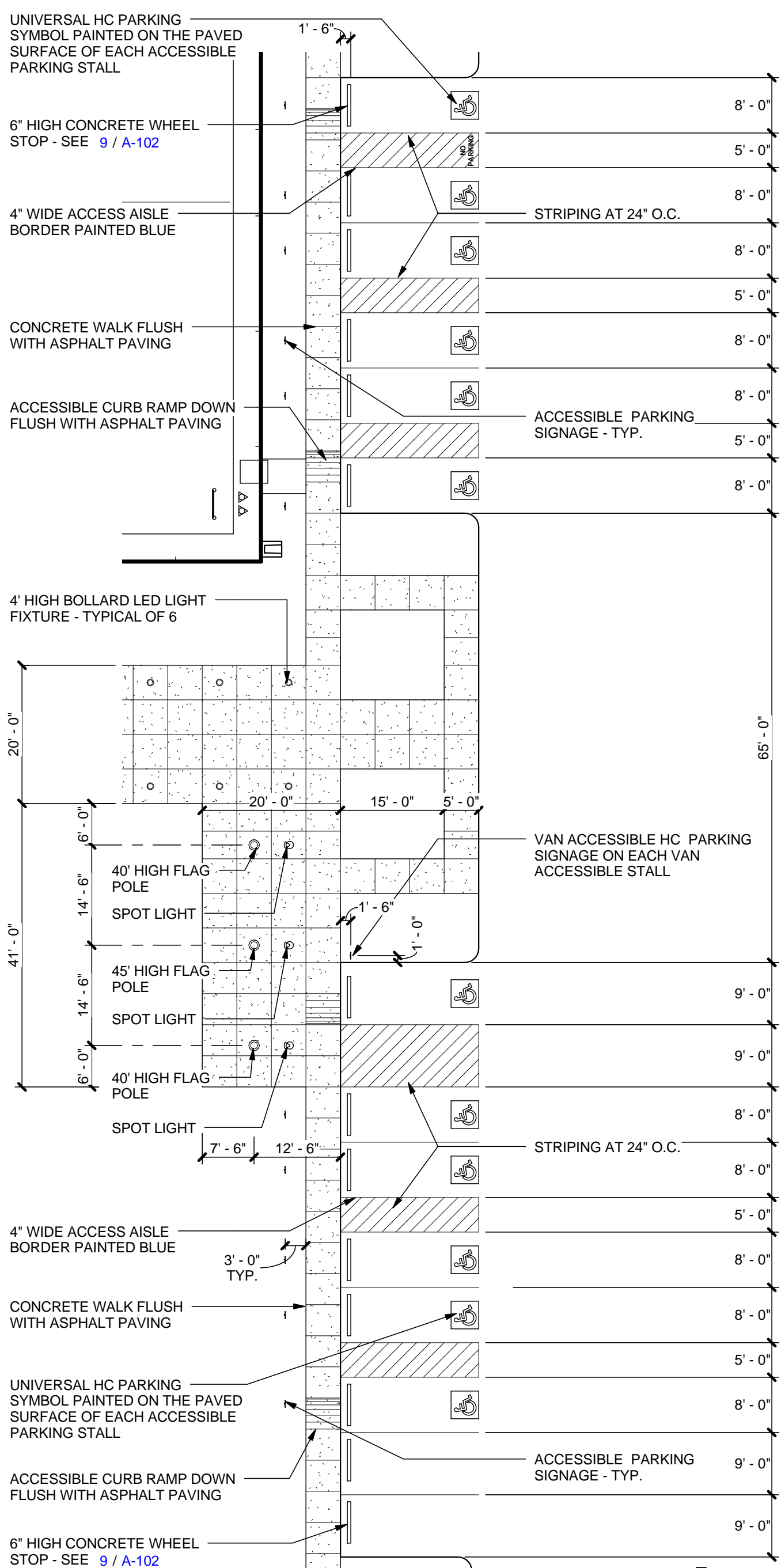
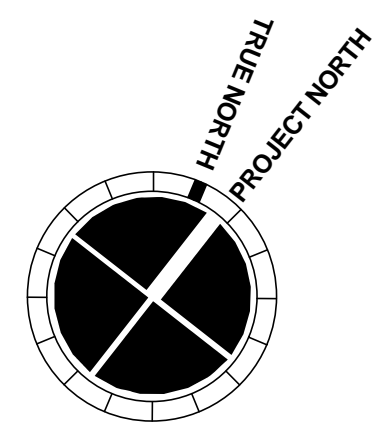
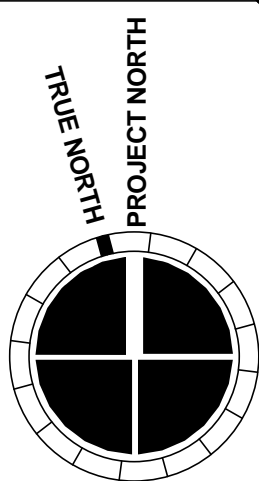
1/4" = 1'-0"


$$1/4'' = 1'-0''$$


$1/4'' = 1'-0''$



$1/4'' = 1'-0''$


$$1/16'' = 1'-0''$$
$$1/16'' \equiv 1'-0''$$


**MACGREGOR
ASSOCIATES
ARCHITECTS**

**2839 Paces Ferry Road, Suite 500
Atlanta, Georgia 30339
T 770.432.9400 F 770.432.9934**



07/31/13

CONSULTANT

PRINT RECORD

NUMBER	DATE	DESCRIPTION
	07/31/13	ISSUE FOR BID / PERMIT

PROJECT INFORMATION

HomeGoods
DISTRIBUTION
CENTER

125 LOGISTICS CENTER PARKWAY
JEFFERSON, GEORGIA 30549



THIS DRAWING, AS AN INSTRUMENT OF SERVICE, IS AND SHALL REMAIN THE PROPERTY OF THE DESIGN PROFESSIONAL AND SHALL NOT BE REPRODUCED, PUBLISHED OR USED IN ANY WAY WITHOUT THE PERMISSION OF THE DESIGN PROFESSIONAL.

THE CONTRACTOR SHALL VERIFY ALL DIMENSIONS AND EXISTING CONDITIONS AT THE SITE BEFORE PROCEEDING WITH EACH PHASE OF HIS WORK.

DATE	PROJECT NO
07/31/13	2013-01

SHEET TITLE

SITE ENLARGED PLANS AND DETAILS

SHEET NUMBER

A-102

FOR CONSTRUCTION



MACGREGOR
ASSOCIATES
ARCHITECTS

2839 Paces Ferry Road, Suite 500
Atlanta, Georgia 30339
T 770.432.9400 F 770.432.9934

SEAL



07/31/13

CONSULTANT

PRINT RECORD

NUMBER	DATE	DESCRIPTION
	07/31/13	ISSUE FOR BID / PERMIT

PROJECT INFORMATION

HomeGoods
DISTRIBUTION
CENTER

125 LOGISTICS CENTER PARKWAY
JEFFERSON, GEORGIA 30549



THIS DRAWING, AS AN INSTRUMENT OF SERVICE,
IS AND SHALL REMAIN THE PROPERTY OF THE
DESIGN PROFESSIONAL AND SHALL NOT BE
REPRODUCED, PUBLISHED OR USED IN ANY WAY
WITHOUT THE PERMISSION OF THE DESIGN
PROFESSIONAL.

THE CONTRACTOR SHALL VERIFY ALL DIMENSIONS
AND EXISTING CONDITIONS AT THE SITE BEFORE
PROCEEDING WITH EACH PHASE OF HIS WORK.
© MacGregor Associates Architects, Inc. - 1987-2013

DATE	PROJECT NO
07/31/13	2013-018

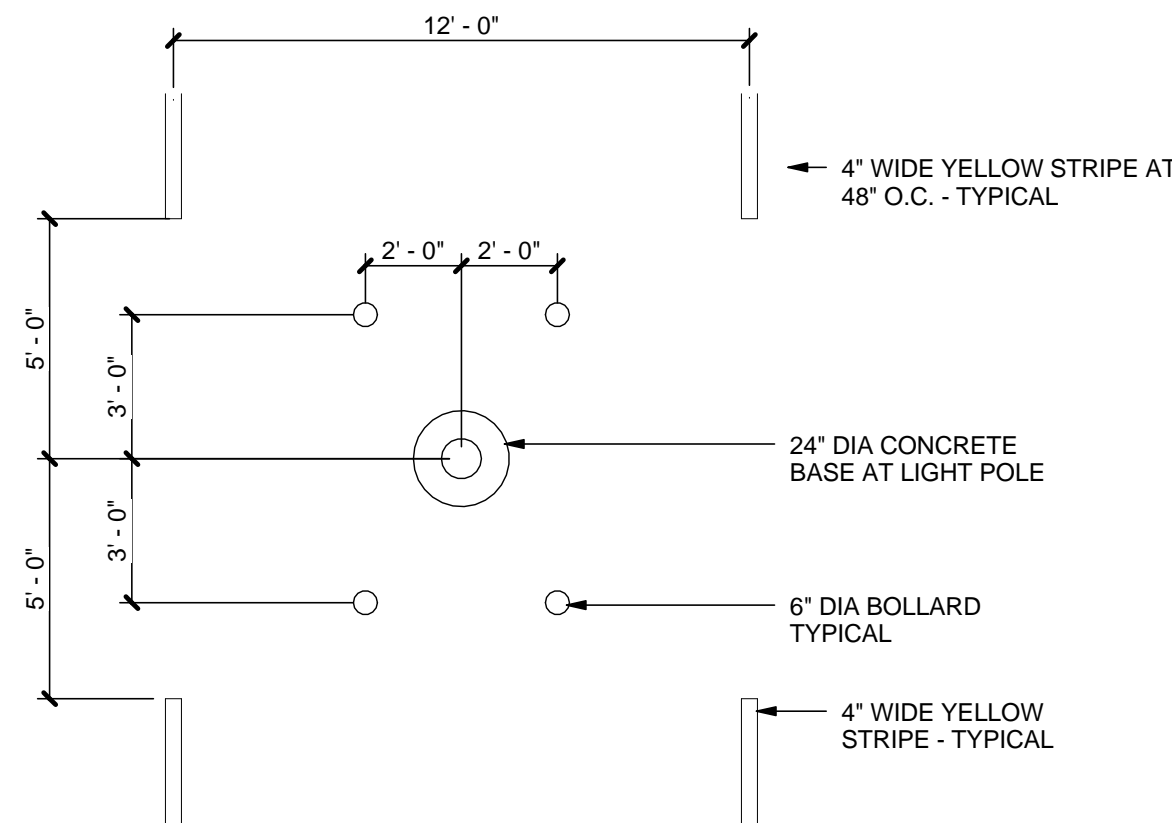
SHEET TITLE

SITE DETAILS

SHEET NUMBER

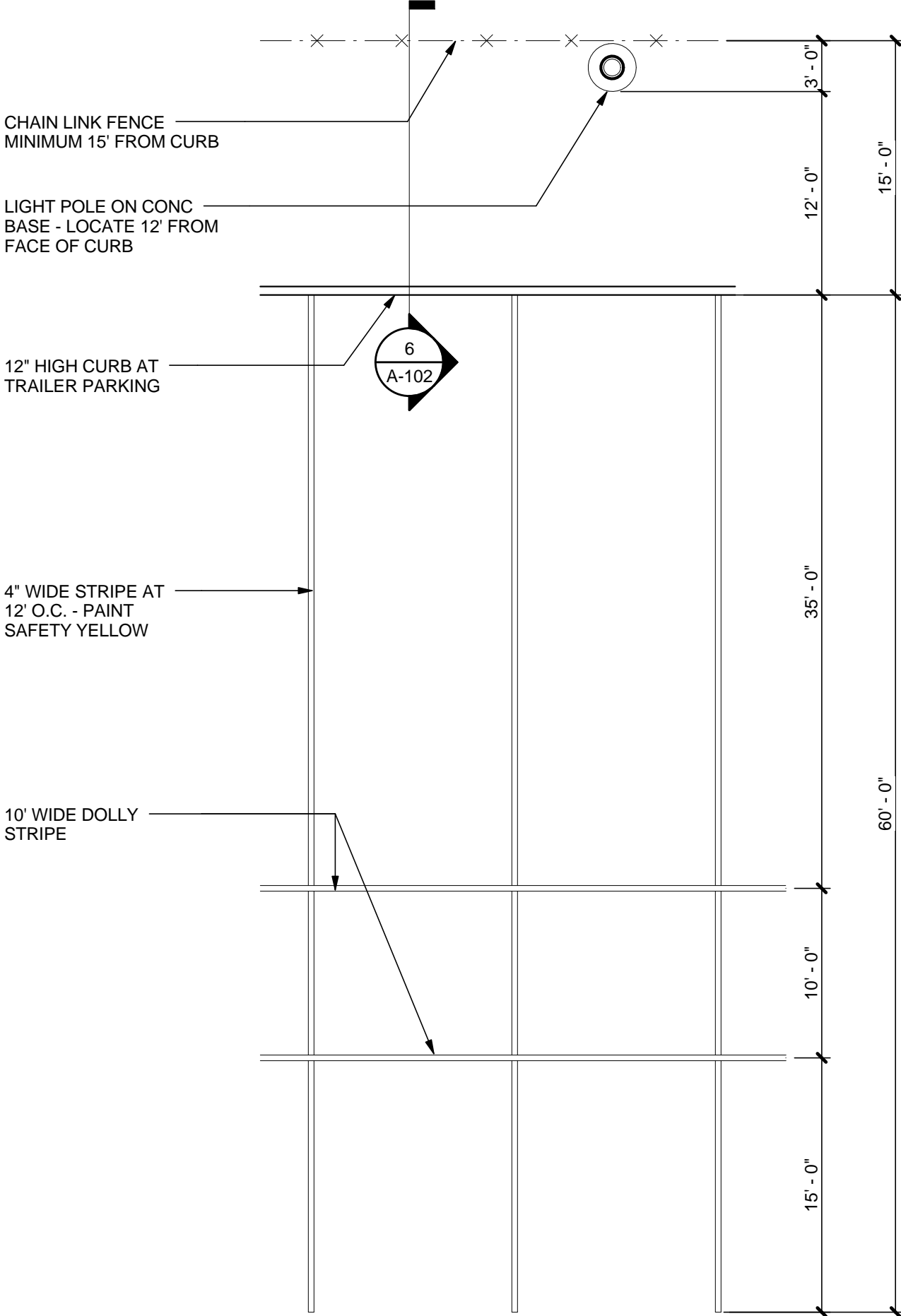
A-103

FOR CONSTRUCTION



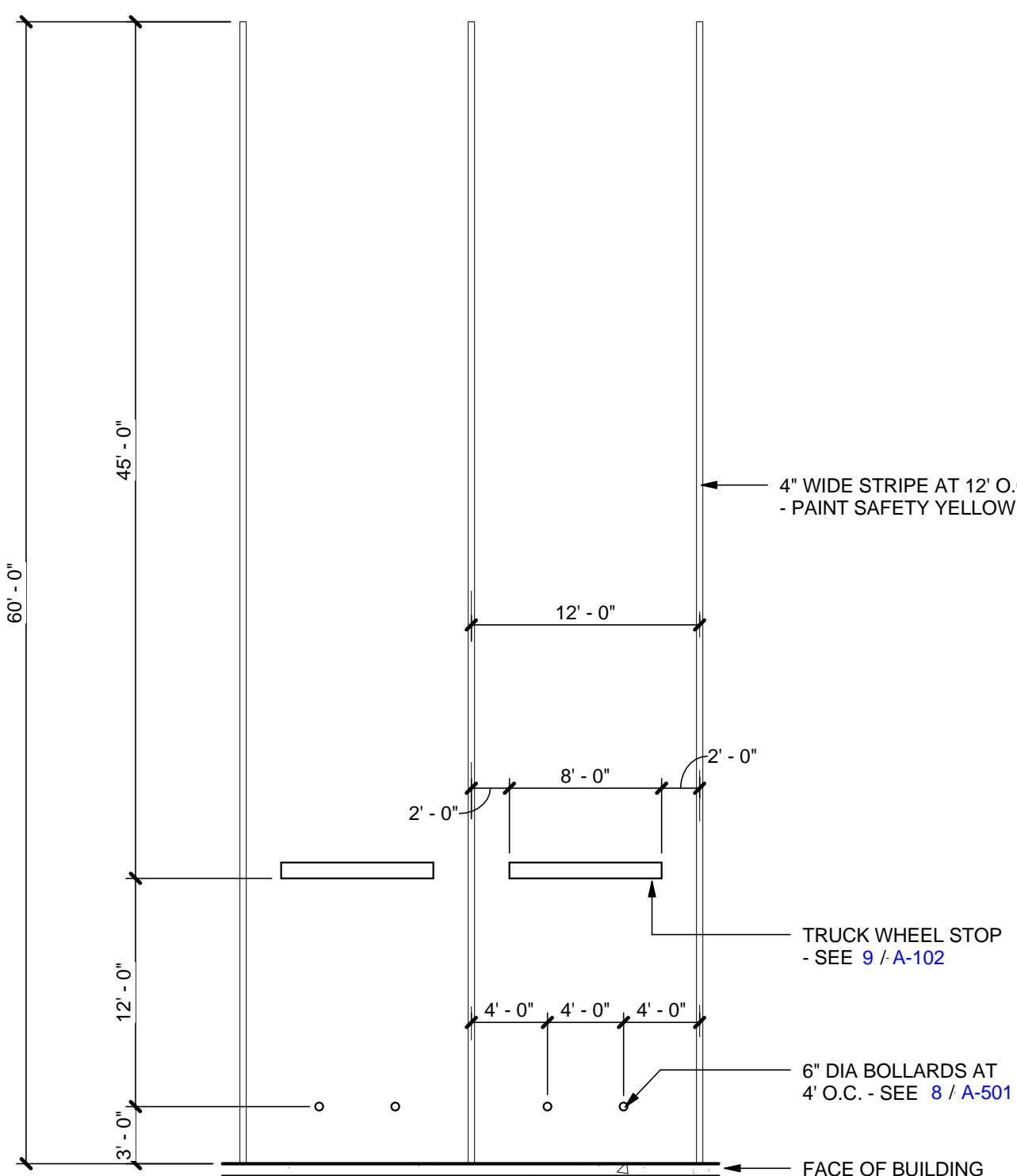
3 LIGHT POLE WITHIN TRUCK COURT

1/4" = 1'-0"



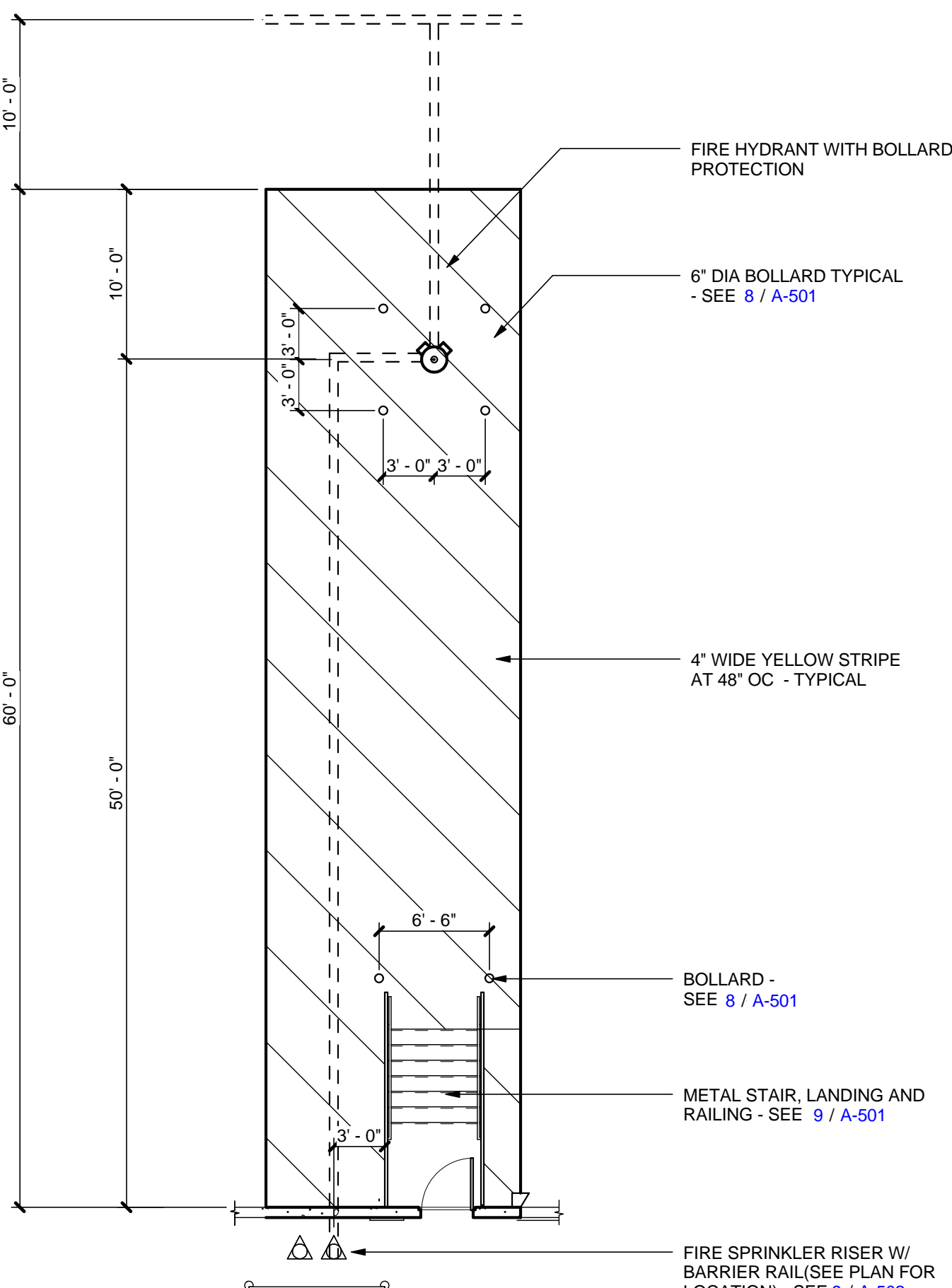
2 TRAILER PARKING AT CURB

1/8" = 1'-0"



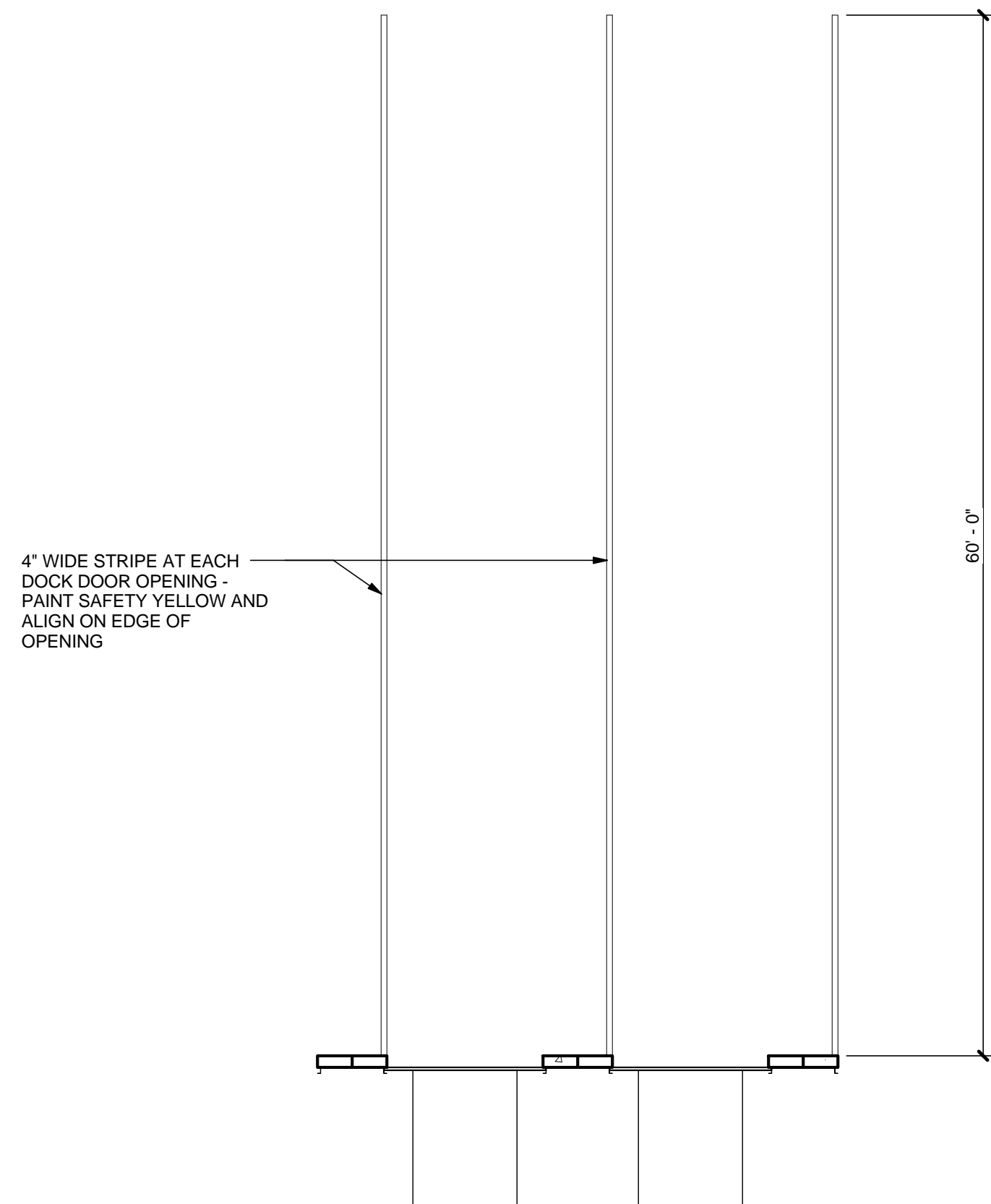
1 TRAILER PARKING AT BLDG

1/8" = 1'-0"



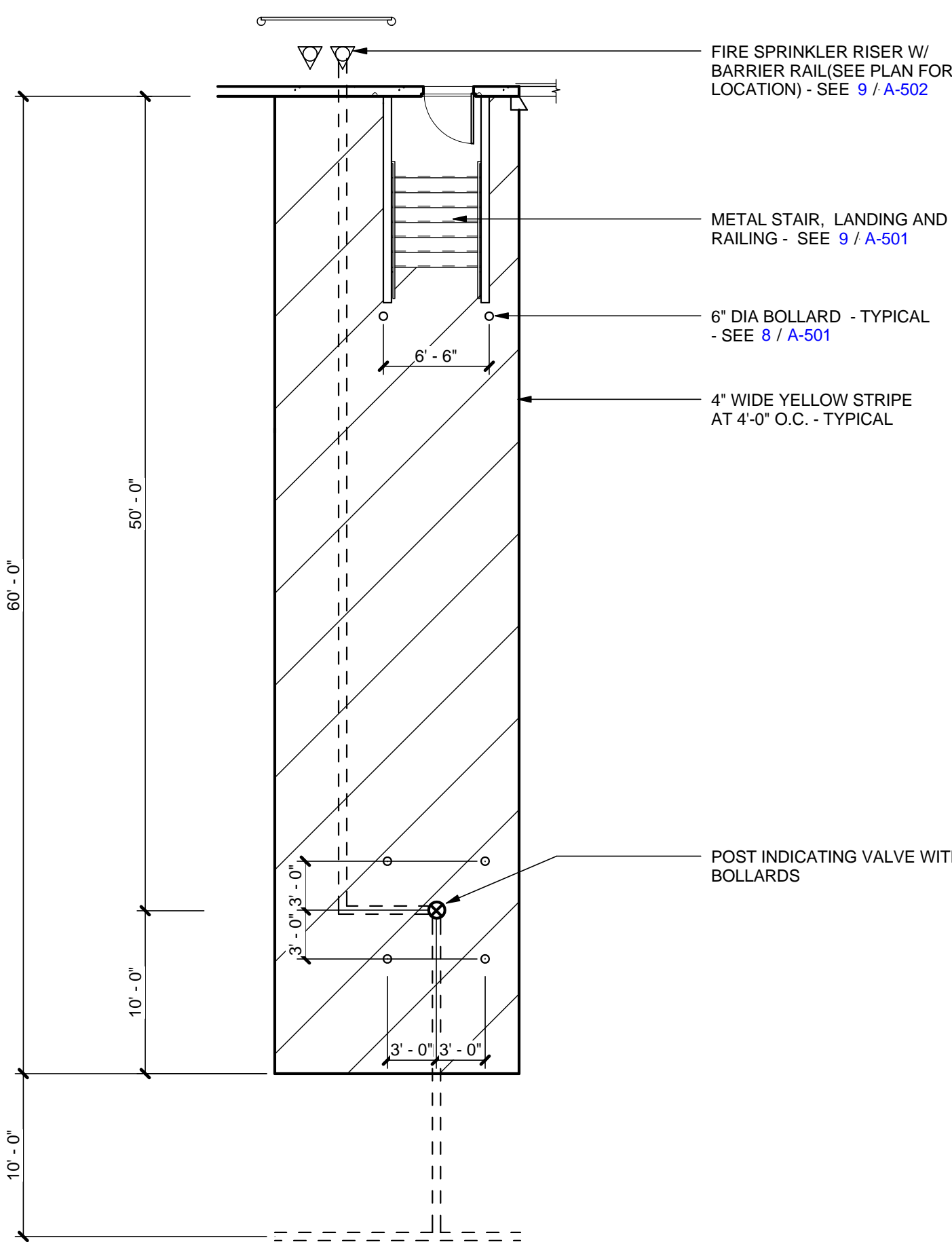
5 TYPICAL FIRE HYDRANT IN TRUCK COURT

1/8" = 1'-0"



4 TRAILER PARKING AT DOCK

1/8" = 1'-0"



6 TYPICAL P.I.V. IN TRUCK COURT

1/8" = 1'-0"



MACGREGOR
ASSOCIATES
ARCHITECTS

2839 Paces Ferry Road, Suite 500
Atlanta, Georgia 30339
T 770.432.9400 F 770.432.9934

SEAL



CONSULTANT

PRINT RECORD

NUMBER	DATE	DESCRIPTION
07/31/13		ISSUE FOR BID / PERMIT

PROJECT INFORMATION

HomeGoods
DISTRIBUTION
CENTER

125 LOGISTICS CENTER PARKWAY
JEFFERSON, GEORGIA 30549

Be
HomeGoods
Happy

THIS DRAWING, AS AN INSTRUMENT OF SERVICE,
IS AND SHALL REMAIN THE PROPERTY OF THE
DESIGN PROFESSIONAL AND SHALL NOT BE
REPRODUCED, PUBLISHED OR USED IN ANY WAY
WITHOUT THE PERMISSION OF THE DESIGN
PROFESSIONAL.

THE CONTRACTOR SHALL VERIFY ALL DIMENSIONS
AND EXISTING CONDITIONS AT THE SITE BEFORE
PROCEEDING WITH EACH PHASE OF HIS WORK.
© MacGregor Associates Architects, Inc. - 1987-2013

DATE	PROJECT NO
07/31/13	2013-018

SHEET TITLE

**PREFABRICATED
GUARHOUSE -
PLANS,
ELEVATIONS
AND DETAILS**

SHEET NUMBER

A-104

FOR CONSTRUCTION

MODEL D58230B-RR
DELUXE GUARD BOOTH STYLE

BY: B.I.G. ENTERPRISES
9702 E. RUSH ST
SOUTH EL MONTE CA 91733

GENERAL INFO

8' x 23' x 9'-6" TALL
SINGLE STORY
OCCUPANCY: 2
184 SQ FT
1 UNIT

BASIC DESIGN CRITERIA

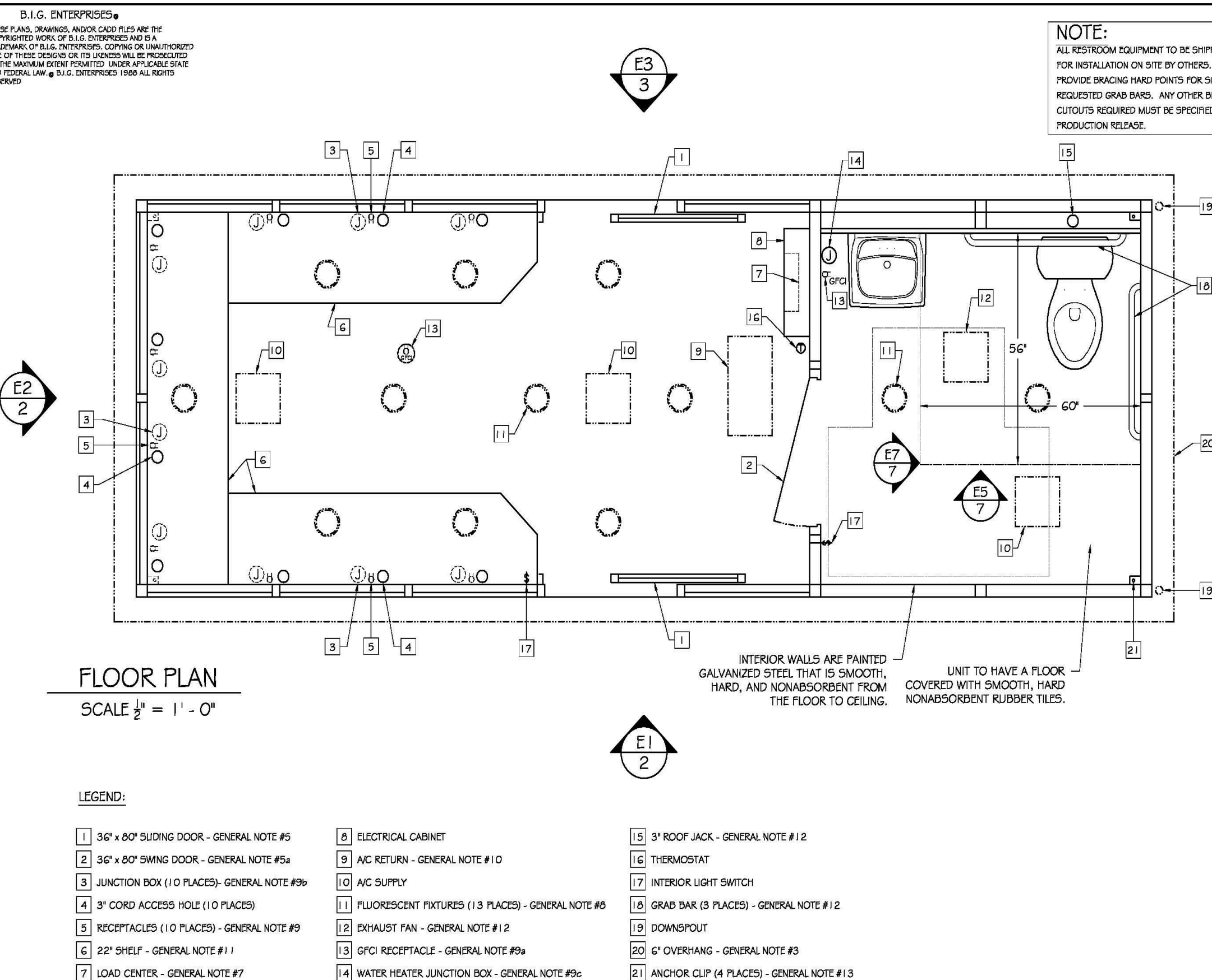
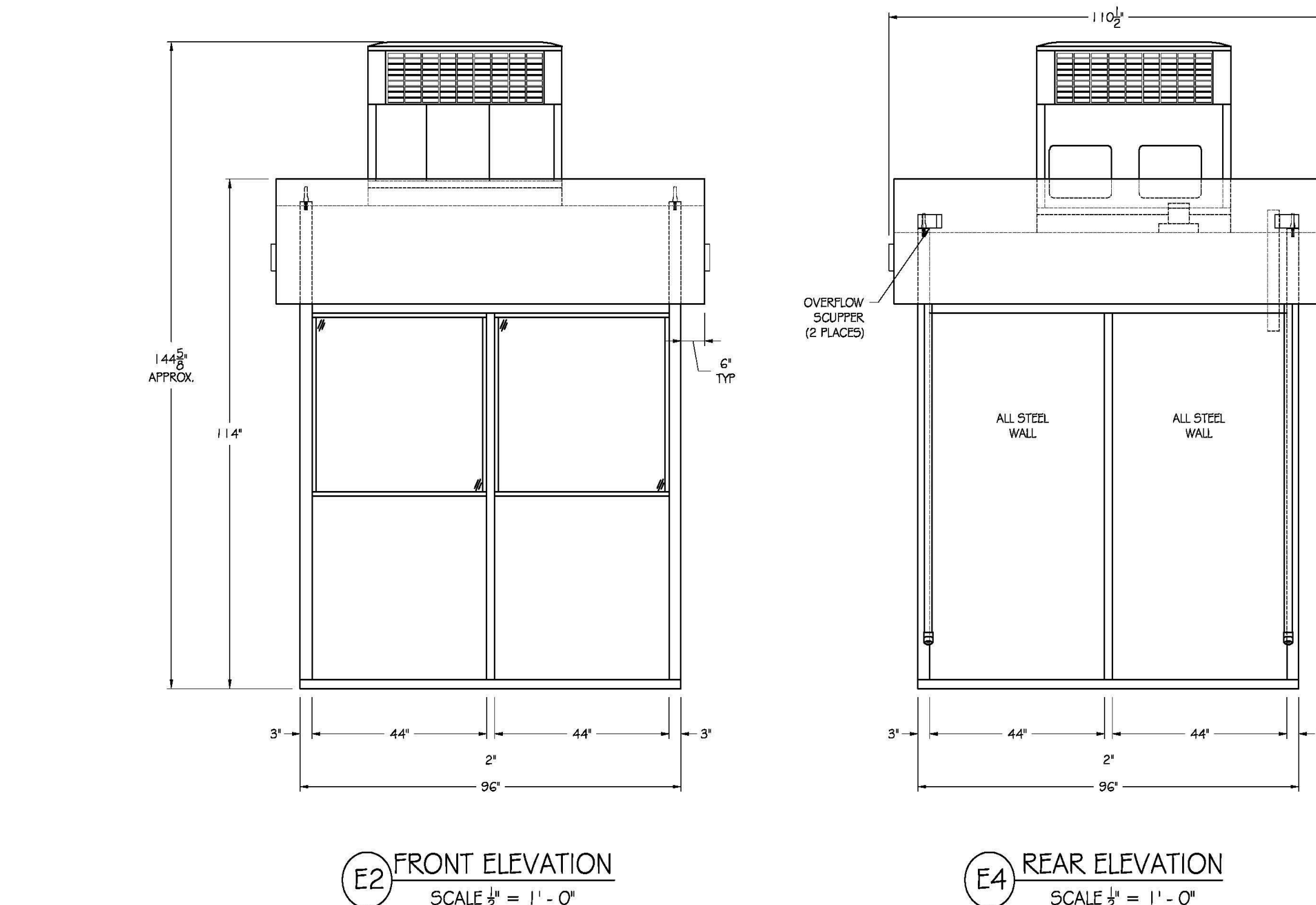
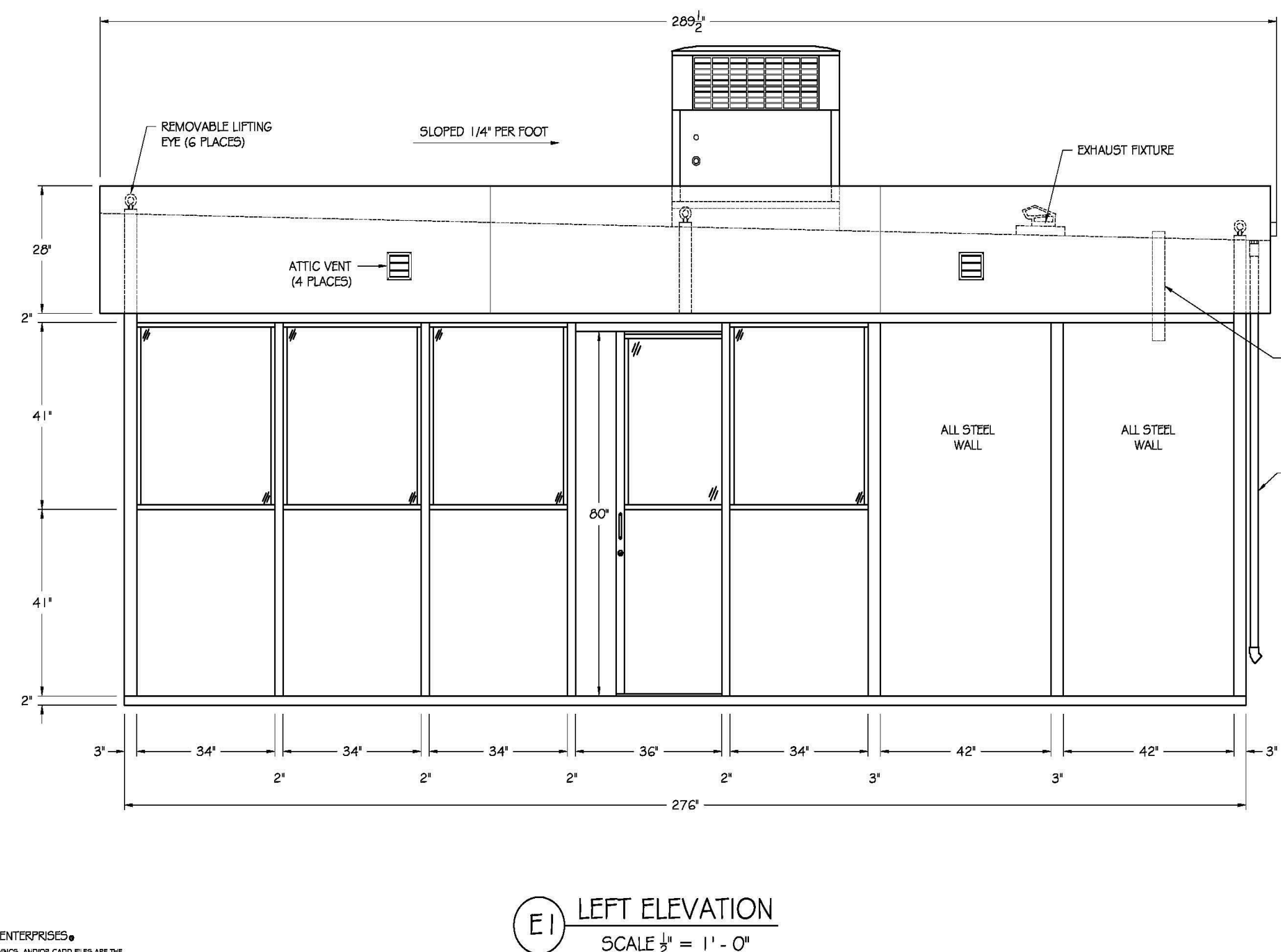
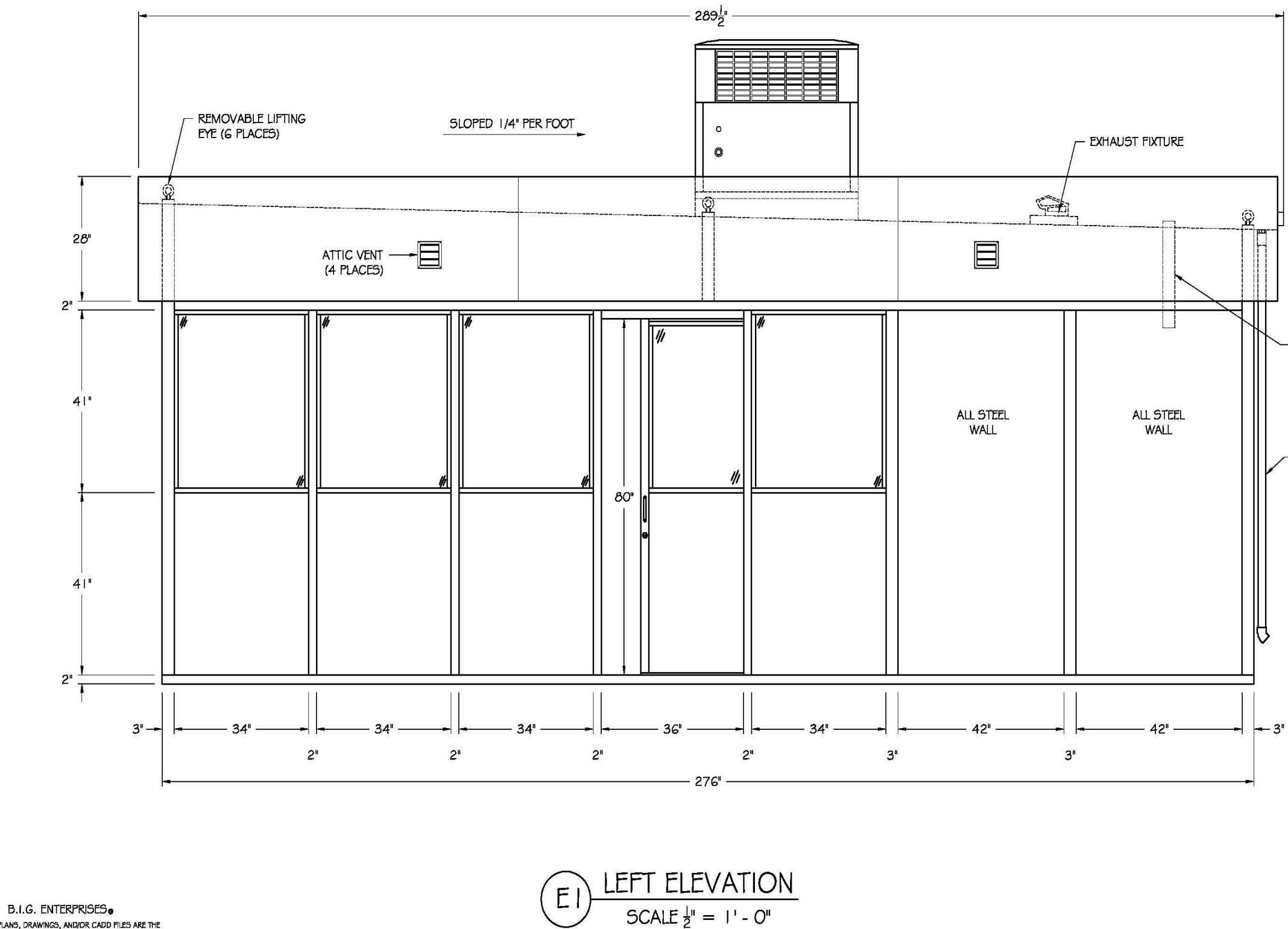
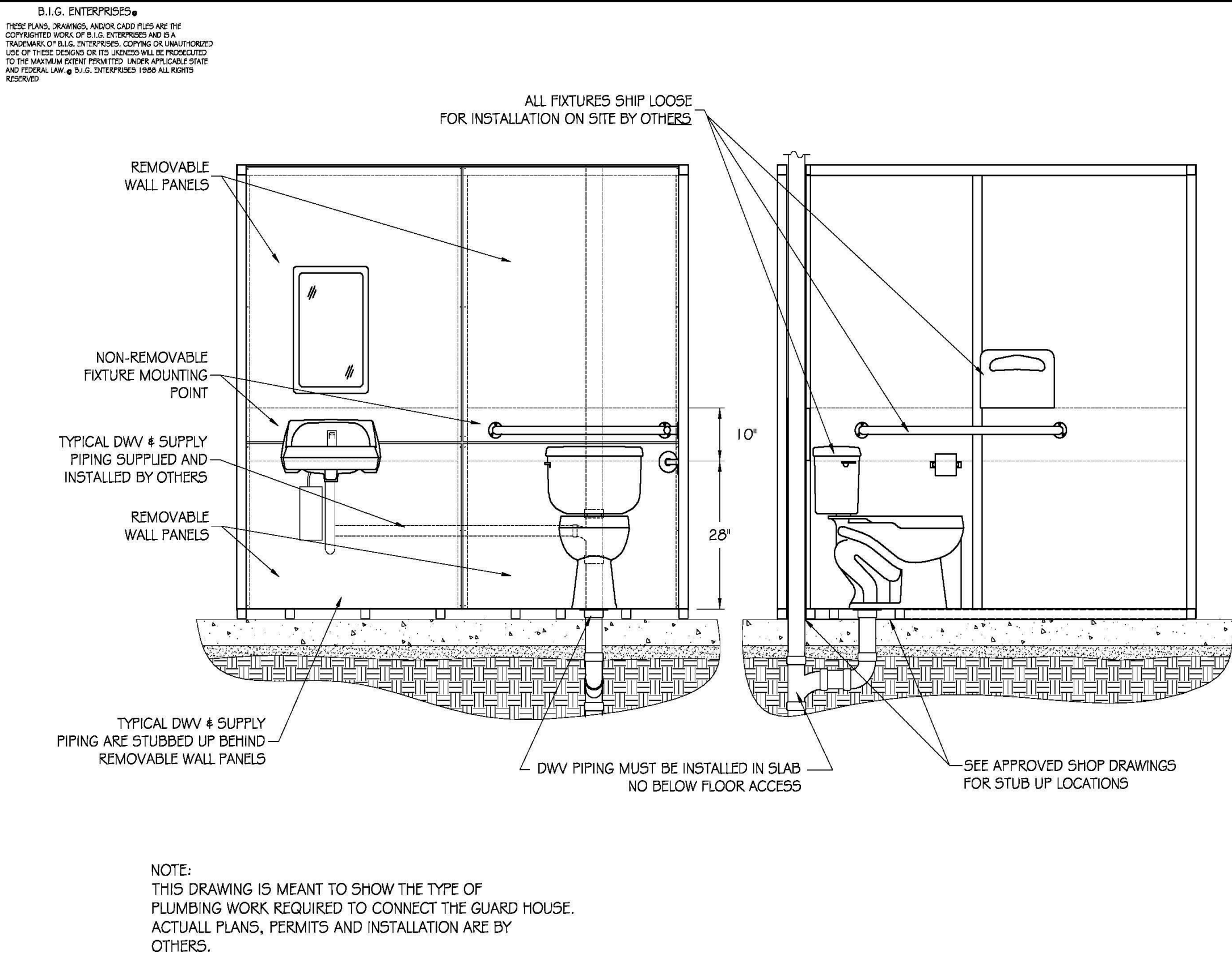
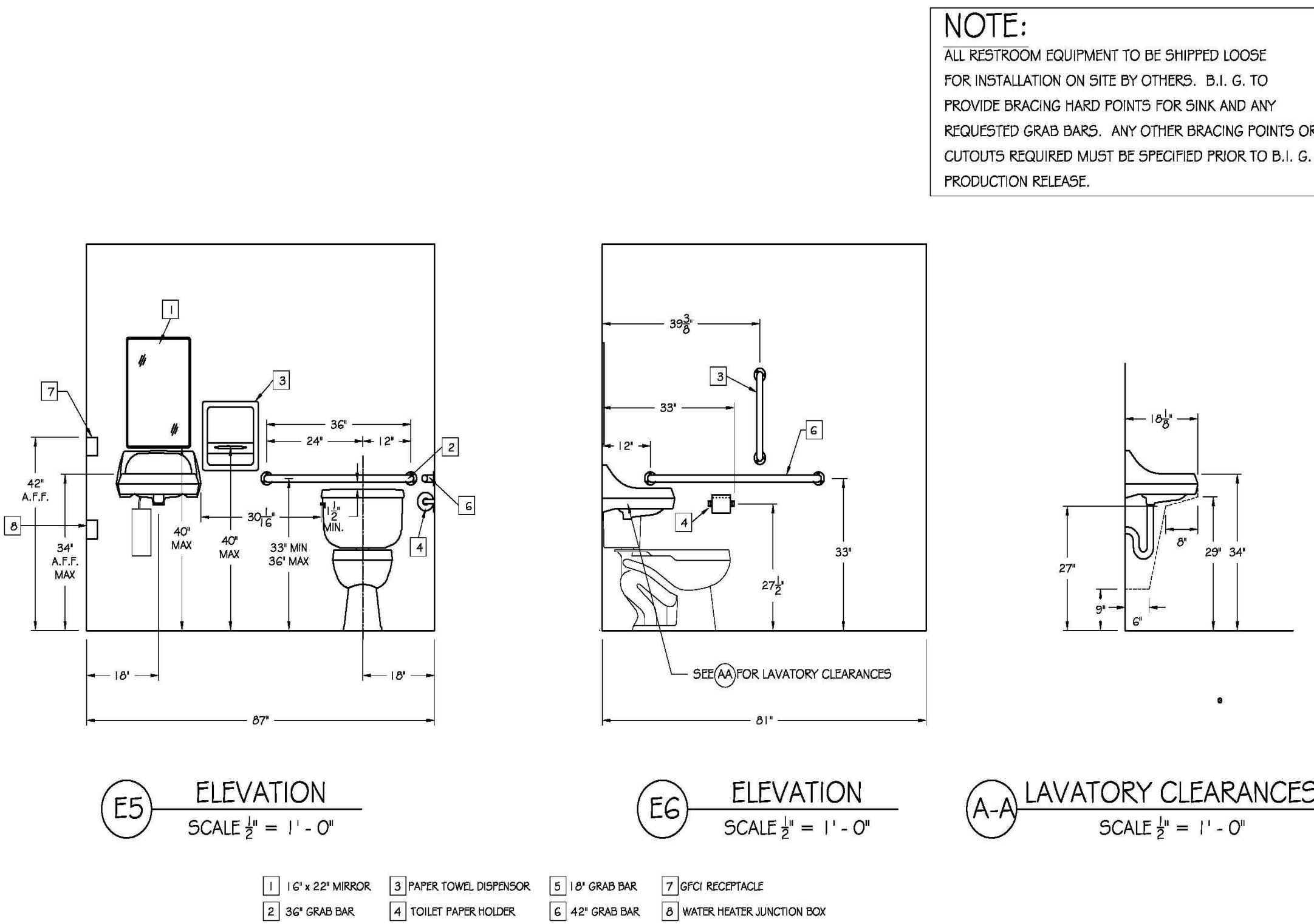
OCCUPANCY GROUP: U
CONSTRUCTION CLASSIFICATION: V-B
WIND LOAD: 90 MPH 3 SEC GUST EXP C
FLOOR LOAD: 60 PSF
ROOF LIVE / SNOW LOAD: 25 PSF
ROOF DEAD LOAD: 5 PSF
SEISMIC DESIGN CATEGORY: C

DESIGN CODE

2009 IBC
ASCE 7-05
2008 NEC
2009 IECC

FOUNDATION:

THE FOUNDATION WORK IS ALL FIELD DESIGNED AND INSTALLED
IN ACCORDANCE WITH LOCAL CODES AND SOIL CONDITIONS.





MACGREGOR
ASSOCIATES
ARCHITECTS

2839 Paces Ferry Road, Suite 500
Atlanta, Georgia 30339
T 770.432.9400 F 770.432.9934

SEAL



07/31/13

CONSULTANT

PRINT RECORD

NUMBER	DATE	DESCRIPTION
07/31/13	ISSUE FOR BID / PERMIT	

PROJECT INFORMATION

HomeGoods

DISTRIBUTION
CENTER

125 LOGISTICS CENTER PARKWAY
JEFFERSON, GEORGIA 30549



THIS DRAWING, AS AN INSTRUMENT OF SERVICE,
IS AND SHALL REMAIN THE PROPERTY OF THE
DESIGN PROFESSIONAL AND SHALL NOT BE
REPRODUCED, PUBLISHED OR USED IN ANY WAY
WITHOUT THE PERMISSION OF THE DESIGN
PROFESSIONAL.

THE CONTRACTOR SHALL VERIFY ALL DIMENSIONS
AND EXISTING CONDITIONS AT THE SITE BEFORE
PROCEEDING WITH EACH PHASE OF HIS WORK.
© MacGregor Associates Architects, Inc. - 1987-2013

DATE	PROJECT NO
07/31/13	2013-018

SHEET TITLE

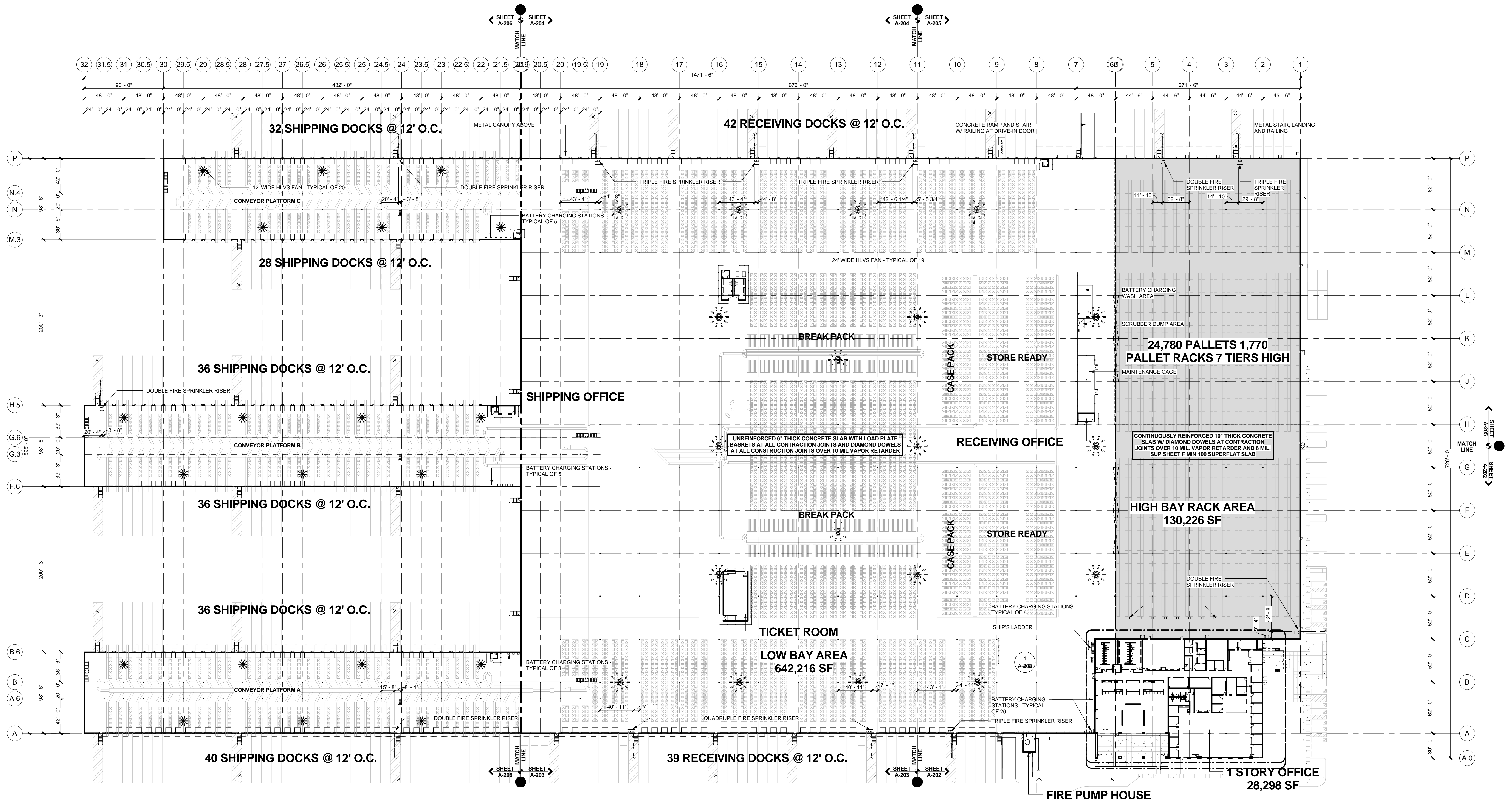
OVERALL
FLOOR PLAN

!!! CAUTION!!!
SCALE: 1" = 50' - 0"

SHEET NUMBER

A-201


FOR CONSTRUCTION



1 OVERALL FLOOR PLAN

1" = 50'-0"

A-207	A-204	A-205
A-206	A-203	A-202





MACGREGOR
ASSOCIATES
ARCHITECTS

2839 Paces Ferry Road, Suite 500
Atlanta, Georgia 30339
T 770.432.9400 F 770.432.9934

SEAL



07/31/13

CONSULTANT

PRINT RECORD

NUMBER	DATE	DESCRIPTION
07/31/13	ISSUE FOR BID / PERMIT	

PROJECT INFORMATION

HomeGoods
DISTRIBUTION
CENTER

125 LOGISTICS CENTER PARKWAY
JEFFERSON, GEORGIA 30549

Be
HomeGoods
Happy

THIS DRAWING, AS AN INSTRUMENT OF SERVICE,
IS AND SHALL REMAIN THE PROPERTY OF THE
DESIGN PROFESSIONAL AND SHALL NOT BE
REPRODUCED, PUBLISHED OR USED IN ANY WAY
WITHOUT THE PERMISSION OF THE DESIGN
PROFESSIONAL.

THE CONTRACTOR SHALL VERIFY ALL DIMENSIONS
AND EXISTING CONDITIONS AT THE SITE BEFORE
PROCEEDING WITH EACH PHASE OF HIS WORK.
© MacGregor Associates Architects, Inc. - 1987-2013

DATE	PROJECT NO
07/31/13	2013-018

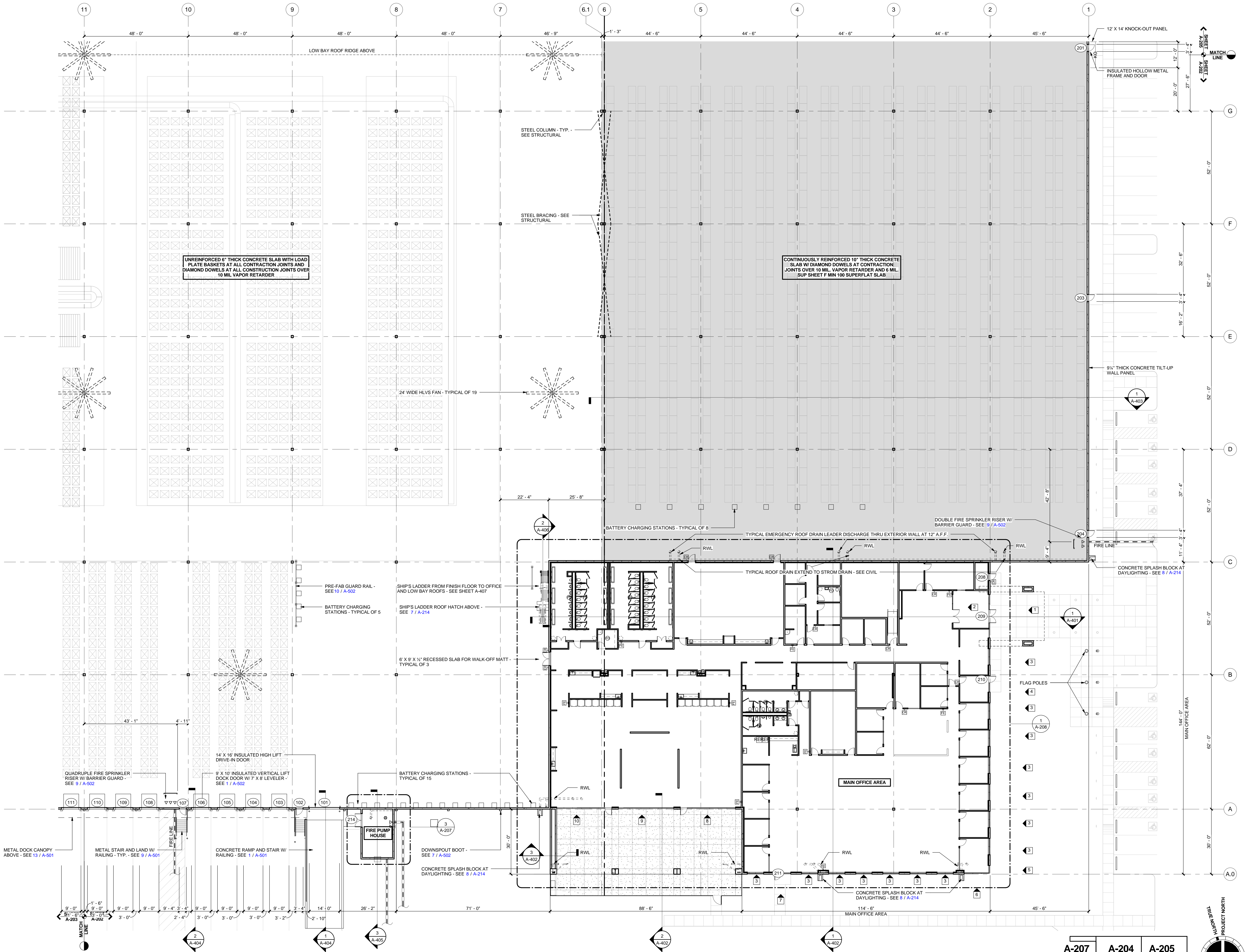
SHEET TITLE

**PARTIAL FLOOR
PLAN - MAIN
OFFICE AND
RECEIVING**

SHEET NUMBER

A-202

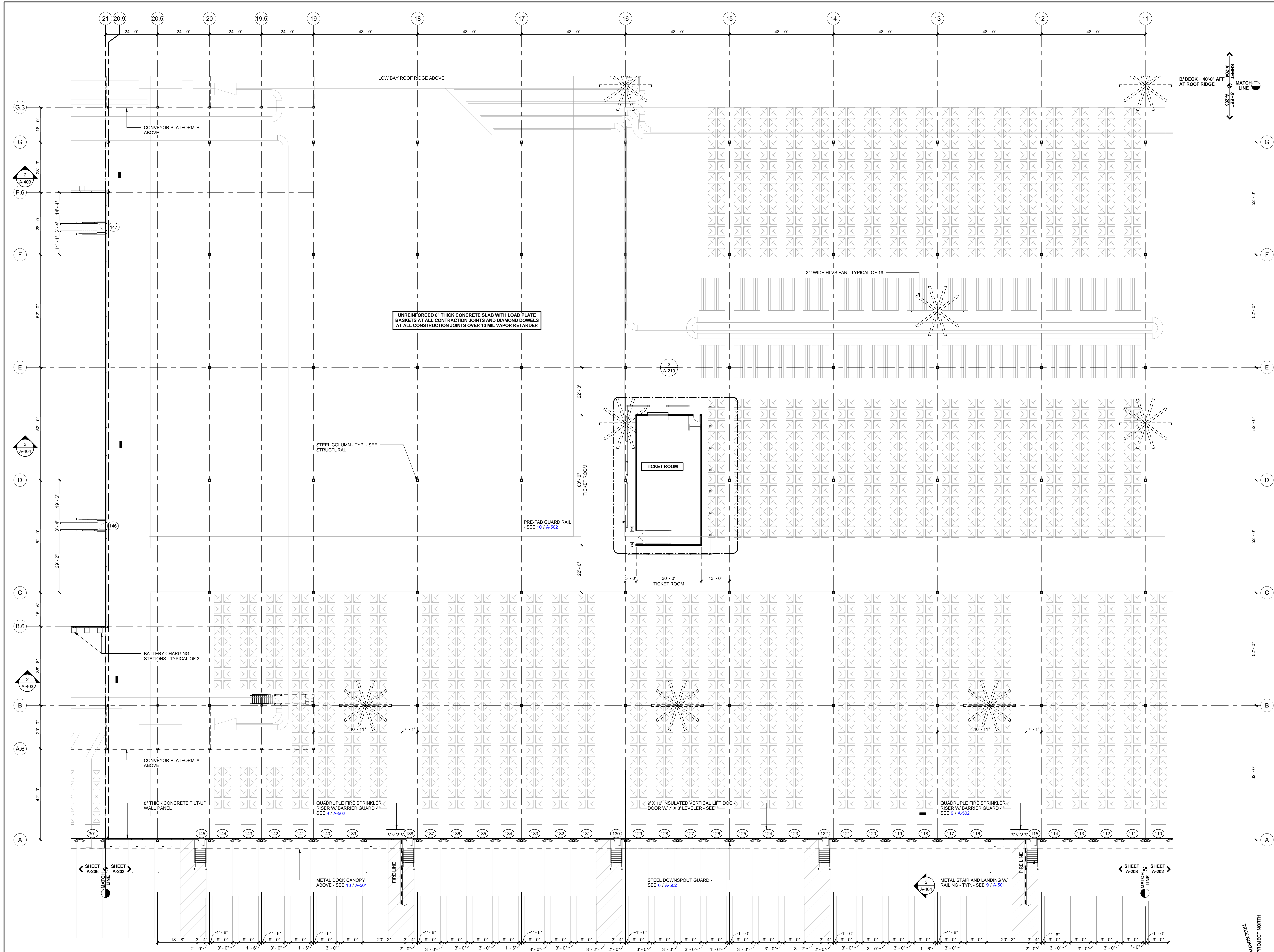
FOR CONSTRUCTION



1 PARTIAL FLOOR PLAN

1/16" = 1'-0"

8/1/2013 5:52:29 AM



1

PARTIAL FLOOR PLAN

1/16" = 1'-0"

A-207

A-204

A-205

A-206

A-203

A-202

PROJECT NORTH

MACGREGOR ASSOCIATES ARCHITECTS

2839 Paces Ferry Road, Suite 500
Atlanta, Georgia 30339
T 770.432.9400 F 770.432.9934

SEAL

CONSULTANT

PRINT RECORD

NUMBER	DATE	DESCRIPTION
07/31/13	ISSUE FOR BID / PERMIT	

PROJECT INFORMATION

HomeGoods

DISTRIBUTION CENTER

125 LOGISTICS CENTER PARKWAY
JEFFERSON, GEORGIA 30549

Be HomeGoods Happy

THIS DRAWING, AS AN INSTRUMENT OF SERVICE, IS AND SHALL REMAIN THE PROPERTY OF THE DESIGN PROFESSIONAL AND SHALL NOT BE REPRODUCED, PUBLISHED OR USED IN ANY WAY WITHOUT THE PERMISSION OF THE DESIGN PROFESSIONAL.

THE CONTRACTOR SHALL VERIFY ALL DIMENSIONS AND EXISTING CONDITIONS AT THE SITE WORK. PROCEEDING WITH EACH PHASE OF HIS WORK.

© Macgregor Associates Architects, Inc. - 1987-2013

DATE

07/31/13

PROJECT NO

2013-018

SHEET TITLE

PARTIAL FLOOR PLAN - RECEIVING

SHEET NUMBER

A-203

FOR CONSTRUCTION



MACGREGOR
ASSOCIATES
ARCHITECTS

2839 Paces Ferry Road, Suite 500
Atlanta, Georgia 30339
T 770.432.9400 F 770.432.9934

SEAL



07/31/13

CONSULTANT

PRINT RECORD

NUMBER	DATE	DESCRIPTION
07/31/13		ISSUE FOR BID / PERMIT

PROJECT INFORMATION

HomeGoods
DISTRIBUTION
CENTER

125 LOGISTICS CENTER PARKWAY
JEFFERSON, GEORGIA 30549



THIS DRAWING, AS AN INSTRUMENT OF SERVICE, IS AND SHALL REMAIN THE PROPERTY OF THE DESIGN PROFESSIONAL AND SHALL NOT BE REPRODUCED, PUBLISHED OR USED IN ANY WAY WITHOUT THE PERMISSION OF THE DESIGN PROFESSIONAL.

THE CONTRACTOR SHALL VERIFY ALL DIMENSIONS AND EXISTING CONDITIONS AT THE SITE BEFORE PROCEEDING WITH EACH PHASE OF HIS WORK.
© Macgregor Associates Architects, Inc. - 1987-2013

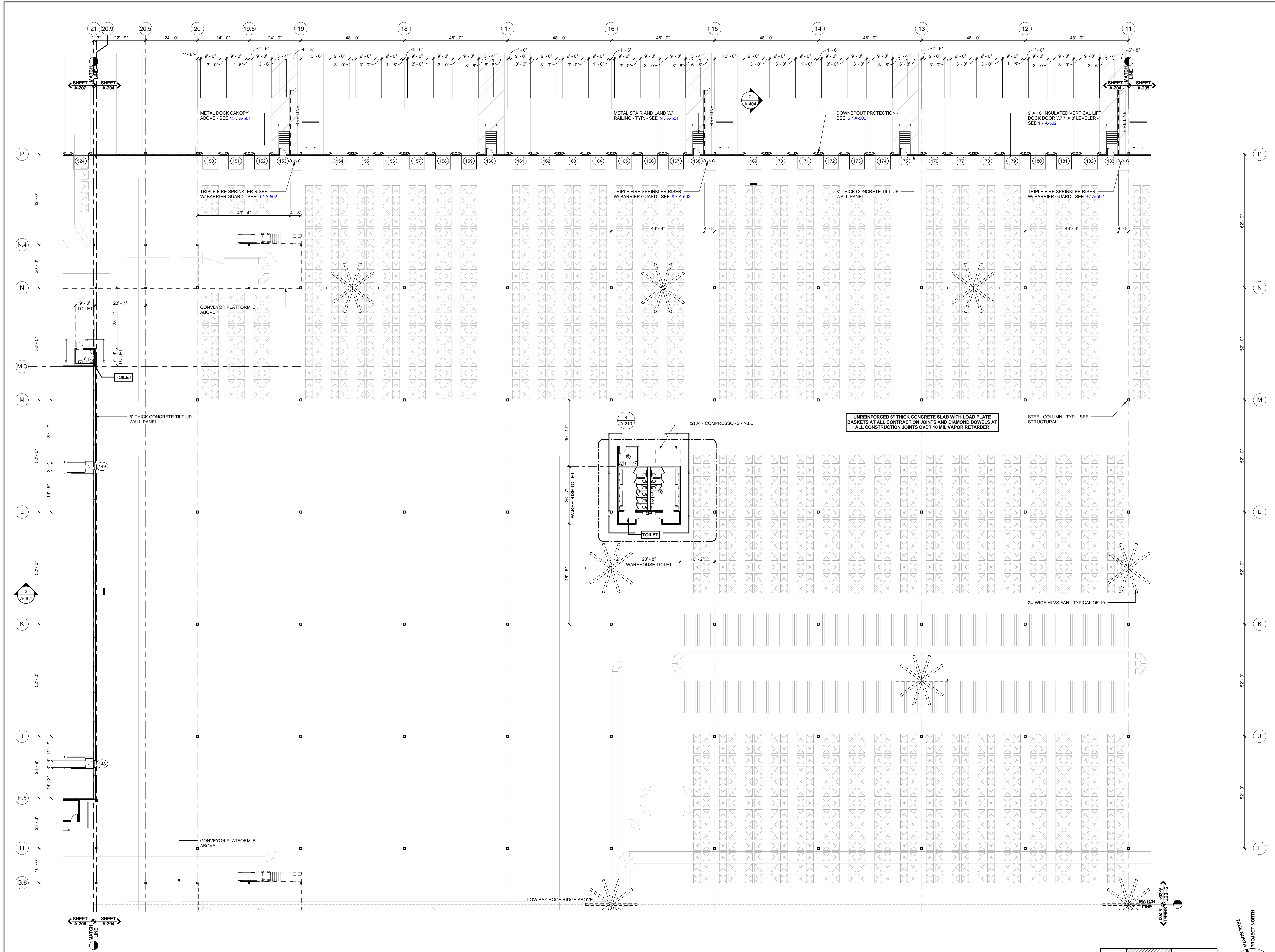
DATE	PROJECT NO
07/31/13	2013-018

SHEET TITLE
**PARTIAL FLOOR
PLAN -
RECEIVING**

SHEET NUMBER

A-204

FOR CONSTRUCTION




8/1/2013 5:53:10 AM

1 PARTIAL FLOOR PLAN

1/16" = 1'-0"

A-207	A-204	A-205
A-206	A-203	A-202





MACGREGOR
ASSOCIATES
ARCHITECTS

2839 Paces Ferry Road, Suite 500
Atlanta, Georgia 30339
T 770.432.9400 F 770.432.9934



CONSULTANT

PRINT RECORD

NUMBER	DATE	DESCRIPTION
07/31/13	ISSUE FOR BID / PERMIT	

PROJECT INFORMATION

HomeGoods
DISTRIBUTION
CENTER

125 LOGISTICS CENTER PARKWAY
JEFFERSON, GEORGIA 30549



THIS DRAWING, AS AN INSTRUMENT OF SERVICE, IS AND SHALL REMAIN THE PROPERTY OF THE DESIGN PROFESSIONAL AND SHALL NOT BE REPRODUCED, PUBLISHED OR USED IN ANY WAY WITHOUT THE PERMISSION OF THE DESIGN PROFESSIONAL.

THE CONTRACTOR SHALL VERIFY ALL DIMENSIONS AND EXISTING CONDITIONS AT THE SITE BEFORE PROCEEDING WITH EACH PHASE OF HIS WORK.
© MacGregor Associates Architects, Inc. - 1987-2013

DATE	PROJECT NO
07/31/13	2013-018

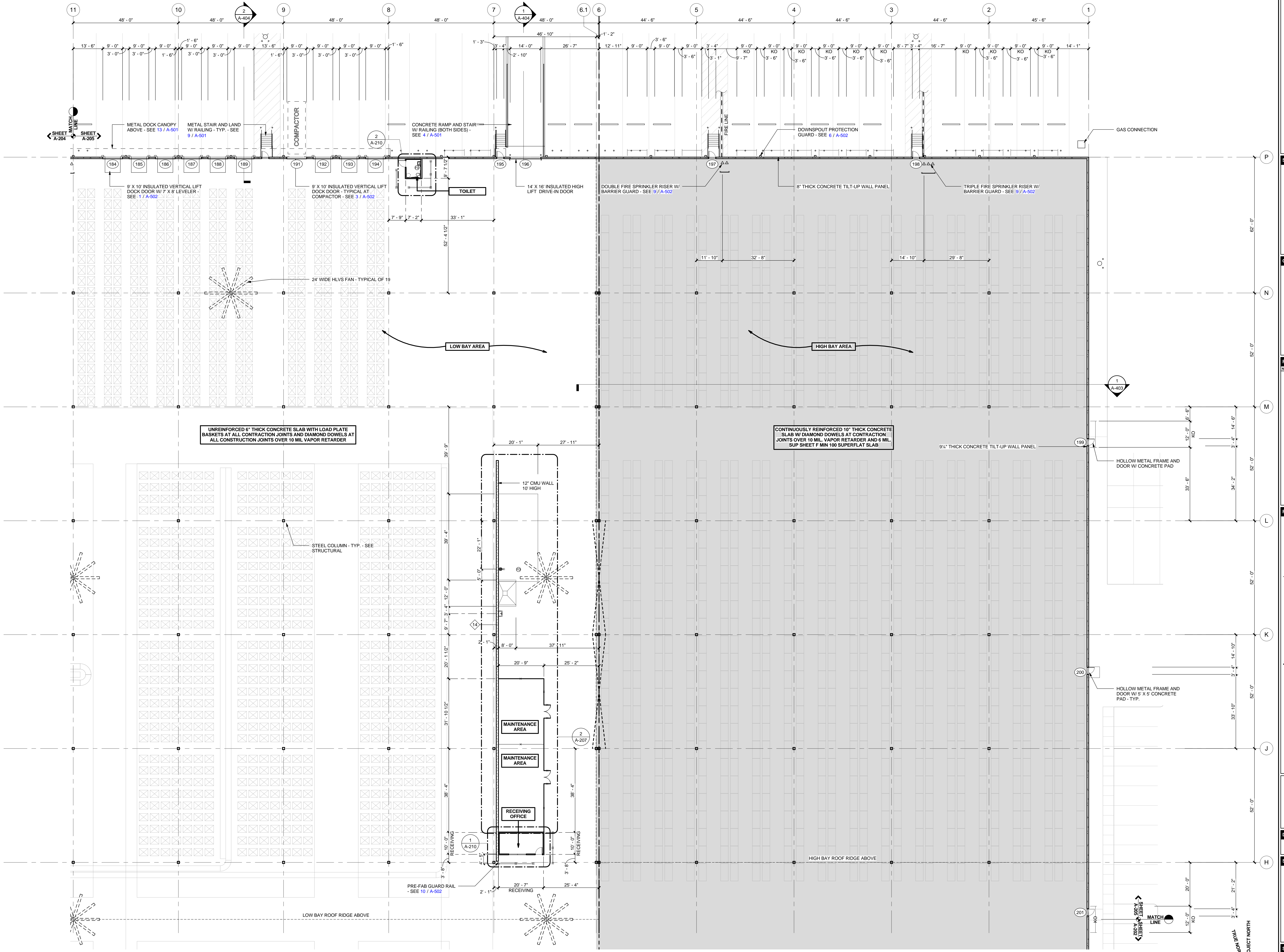
SHEET TITLE

**PARTIAL FLOOR
PLAN -
RECEIVING**

SHEET NUMBER

A-205

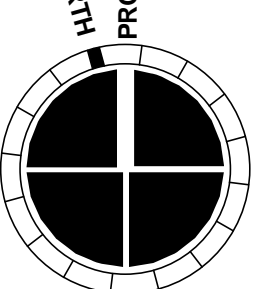
FOR CONSTRUCTION



1 PARTIAL FLOOR PLAN

1/16" = 1'-0"

A-207	A-204	A-205
A-206	A-203	A-202




8/1/2013 5:53:33 AM



MACGREGOR
ASSOCIATES
ARCHITECTS

2839 Paces Ferry Road, Suite 500
Atlanta, Georgia 30339
T 770.432.9400 F 770.432.9934



CONSULTANT

PRINT RECORD

NUMBER	DATE	DESCRIPTION
07/31/13	ISSUE FOR BID / PERMIT	

PROJECT INFORMATION

HomeGoods
DISTRIBUTION
CENTER

125 LOGISTICS CENTER PARKWAY
JEFFERSON, GEORGIA 30549



THIS DRAWING, AS AN INSTRUMENT OF SERVICE, IS AND SHALL REMAIN THE PROPERTY OF THE DESIGN PROFESSIONAL AND SHALL NOT BE REPRODUCED, PUBLISHED OR USED IN ANY WAY WITHOUT THE PERMISSION OF THE DESIGN PROFESSIONAL.

THE CONTRACTOR SHALL VERIFY ALL DIMENSIONS AND EXISTING CONDITIONS AT THE SITE BEFORE PROCEEDING WITH EACH PHASE OF HIS WORK.
© MacGregor Associates Architects, Inc. - 1987-2013

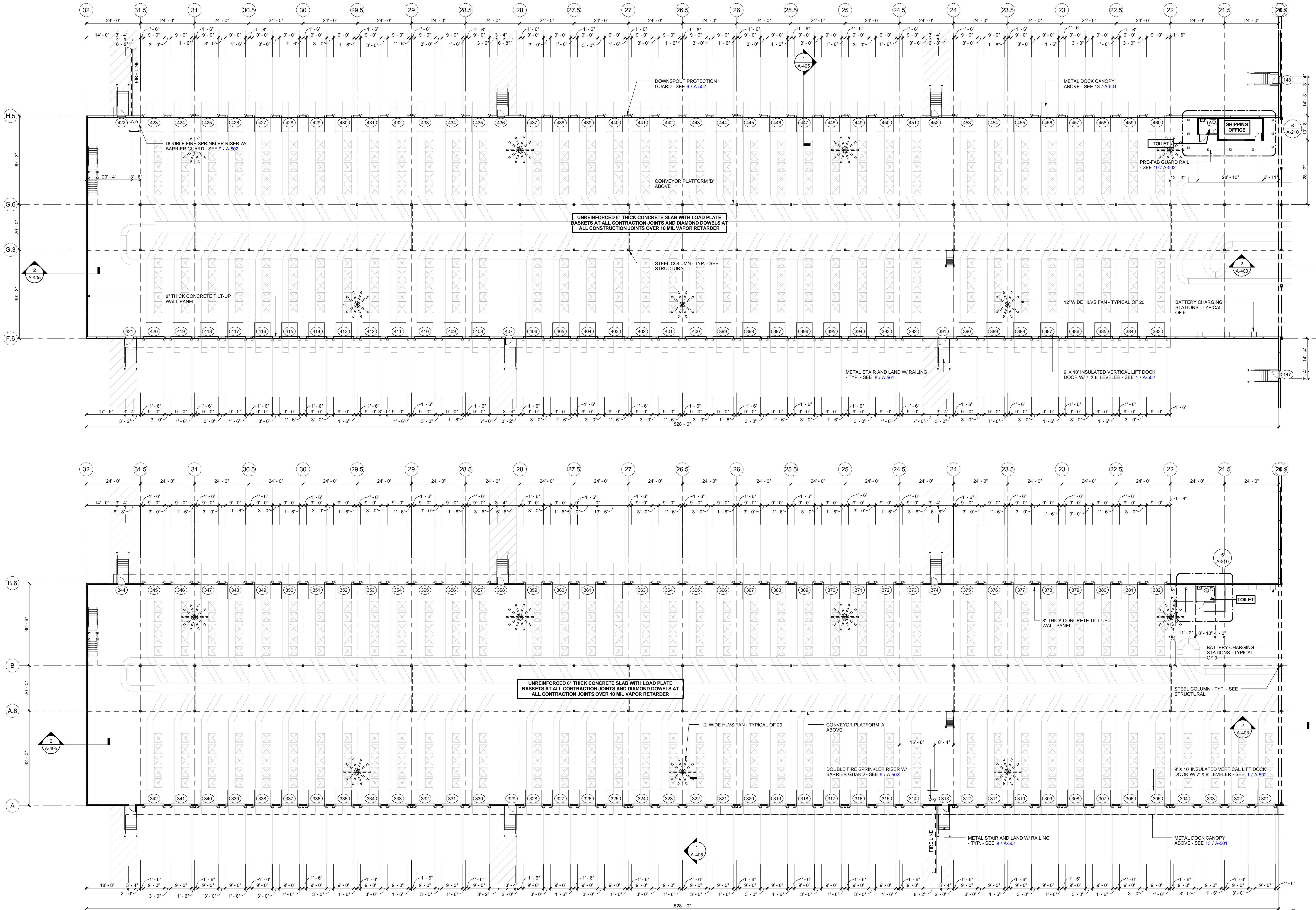
DATE	PROJECT NO
07/31/13	2013-018

SHEET TITLE
**PARTIAL FLOOR
PLANS -
SHIPPING
WINGS**

SHEET NUMBER

A-206


FOR CONSTRUCTION

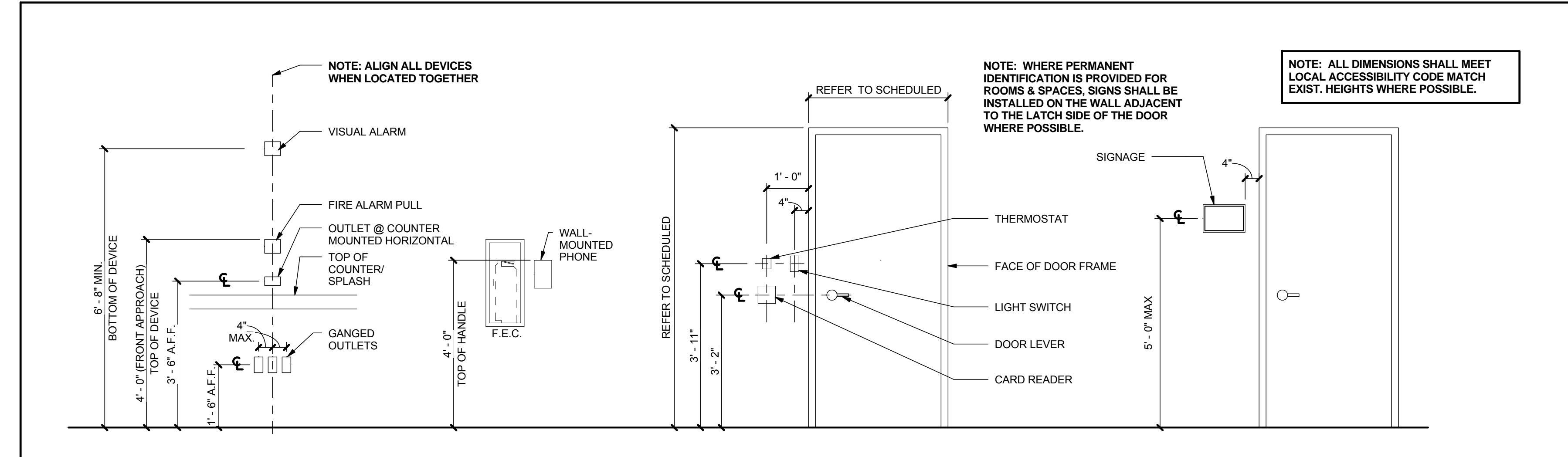


1 PARTIAL FLOOR PLAN - SHIPPING

1/16" = 1'-0"

A-207	A-204	A-205
A-206	A-203	A-202





3 MOUNTING HEIGHT DIAGRAM

1/2" = 1'-0"

2 PARTITION NOTES

1/8" = 1'-0"

PARTITION NOTES

- WE CERTIFY THAT TO THE BEST OF OUR KNOWLEDGE, INFORMATION AND BELIEF THESE DRAWINGS HAVE BEEN PREPARED TO CONFORM TO THE GEORGIA ACCESSIBILITY CODE, MAKING THIS FACILITY ACCESSIBLE TO AND USABLE BY PHYSICALLY HANDICAPPED.
- GYPSUM WALLBOARD WORK SHALL COMPLY WITH ASTM C840-STANDARD SPECIFICATION FOR APPLICATION AND FINISHING OF GYPSUM BOARD.
- GYPSUM WALLBOARD TO RECEIVE FINISHES SHALL BE TAPED, AND FINISHED WITH 3 COATS OF JOINT COMPOUND (LEVEL 4 FINISHES PER ASTM C840). SURFACE SHALL BE SMOOTH AND READY TO RECEIVE FINISH MATERIAL. PROVIDE MOISTURE RESISTANT GWB ON ALL RESTROOM WALLS, DRINKING FOUNTAINS, WALL MOUNTED SINKS AND SINK COUNTERS.
- GYPSUM WALLBOARD NOT TO RECEIVE FINISHES SHALL BE FINISHED TO (LEVEL 2 FINISH PER ASTM C840).
- CONTROL JOINTS SHALL BE INSTALLED WHERE A WALL OR PARTITION RUNS IN AN UNINTERRUPTED STRAIGHT PLANE EXCEEDING 30 FEET IN LENGTH. SPACE JOINTS 30 FEET O.C. MAX.
- WHERE NEW PARTITIONS ARE TO ALIGN TO EXISTING, ALIGN FROM FINISH FACE OF BOTH. IF PARTITIONS ARE TO ATTACH, MAKE TRANSITION SMOOTH SO AS TO OFFER NO INDICATION OF ATTACHMENT.
- FURR ALL UNFINISHED COLUMNS INSIDE OFFICE AREAS MINIMALLY WITH METAL FURRING CHANNELS & APPLY GYPSUM BOARD.
- INSTALL ACCESS PANELS IN GYPSUM WALLBOARD WORK TO PROVIDE ACCESS TO ANY CONCEALED VALVES OR EQUIPMENT. IF NOT INDICATED ON ARCHITECTS PLANS PROVIDE COORDINATION PLAN FOR ARCHITECTS REVIEW. ACCESS PANELS TO BE PAINTED TO MATCH THE WALL ON WHICH THEY OCCUR.
- WHERE OVERHEAD CABINETS, SHELVING, COUNTERS, GRAB BARS, ACCESSORIES, ETC. ARE SCHEDULED, INSTALL WOOD BLOCKING INSIDE THE SUPPORTING PARTITION.
- PROVIDE F.R.T. WOOD BLOCKING IN PARTITIONS TO SUPPORT URINALS, DRINKING FOUNTAINS, MOP SINKS AND TOILET ACCESSORIES.
- ALL REQUIRED CONCEALED WOOD BLOCKING OR BRACING IS TO BE TREATED FIRE RETARDANT LUMBER.
- ALL DOORS SHALL BE UNDERCUT AS SPECIFIED BY THE SILL DETAILS REFERENCED ON THE DOOR SCHEDULE.
- GENERAL CONTRACTOR TO PROVIDE FIRE EXTINGUISHERS PER SECTION 906 OF THE INTERNATIONAL FIRE CODE. PROVIDE SEMI-RECESSED EXTINGUISHER IN OFFICE AREAS AND SURFACE MOUNTED IN WAREHOUSE.
- INSULATING MATERIALS WHEN INSTALLED IN BUILDINGS OF ANY TYPE CONSTRUCTION SHALL COMPLY WITH LOCAL JURISDICTIONAL CODE. INSULATING MATERIALS, WHERE CONCEALED AS INSTALLED IN BUILDINGS OF ANY TYPE CONSTRUCTION, SHALL HAVE A FLAME SPREAD INDEX OF NOT MORE THAN 25 & A SMOKE-DEVELOPED INDEX OF NOT MORE THAN 450 (AS PER CODE).
- ALL THERMAL AND SOUND INSULATION IS AS INDICATED BY WALL TYPES AND AS NOTED ON THE REFLECTED CEILING PLAN NOTES OR FINISH SCHEDULE.
- SEE MOUNTING HEIGHT DIAGRAM 3 / A-208 FOR SIGNAGE AND DEVICES INSTALLATION LOCATIONS.
- CONTRACTOR SHALL TAKE EXTRA CARE LOCATING THERMOSTATS, FIRE EXTINGUISHERS, AND OTHER WALL MOUNTED APPLIANCES SO AS NOT TO CONFLICT WITH FURNITURE, MILLWORK, PROJECTION SCREENS OR OTHER INTERIOR DESIGN FEATURES. IF NOT CLEAR SUBMIT PLANS TO THE ARCHITECT FOR REVIEW.
- INDICATES G.W.B. WALLS THAT EXTEND FULL HT. TO DECK
- INDICATES FIRE EXTINGUISHER CABINET - REFER TO DETAIL 2 / A-602
- INDICATES CARD READER



MACGREGOR
ASSOCIATES
ARCHITECTS

2839 Paces Ferry Road, Suite 500
Atlanta, Georgia 30339
T 770.432.9400 F 770.432.9934

SEAL



07/31/13

CONSULTANT

PRINT RECORD

NUMBER	DATE	DESCRIPTION
07/31/13	ISSUE FOR BID / PERMIT	

PROJECT INFORMATION

HomeGoods
DISTRIBUTION
CENTER

125 LOGISTICS CENTER PARKWAY
JEFFERSON, GEORGIA 30549



THIS DRAWING, AS AN INSTRUMENT OF SERVICE, IS AND SHALL REMAIN THE PROPERTY OF THE DESIGN PROFESSIONAL AND SHALL NOT BE REPRODUCED, PUBLISHED OR USED IN ANY WAY WITHOUT THE PERMISSION OF THE DESIGN PROFESSIONAL.

THE CONTRACTOR SHALL VERIFY ALL DIMENSIONS AND EXISTING CONDITIONS AT THE SITE BEFORE PROCEEDING WITH EACH PHASE OF HIS WORK.

©Macgregor Associates Architects, Inc. - 1987-2013

DATE	PROJECT NO
07/31/13	2013-018

SHEET TITLE

ENLARGED
MAIN OFFICE
PLAN

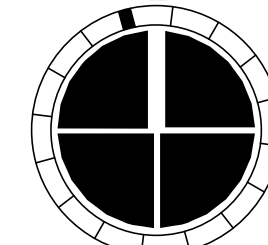
SHEET NUMBER

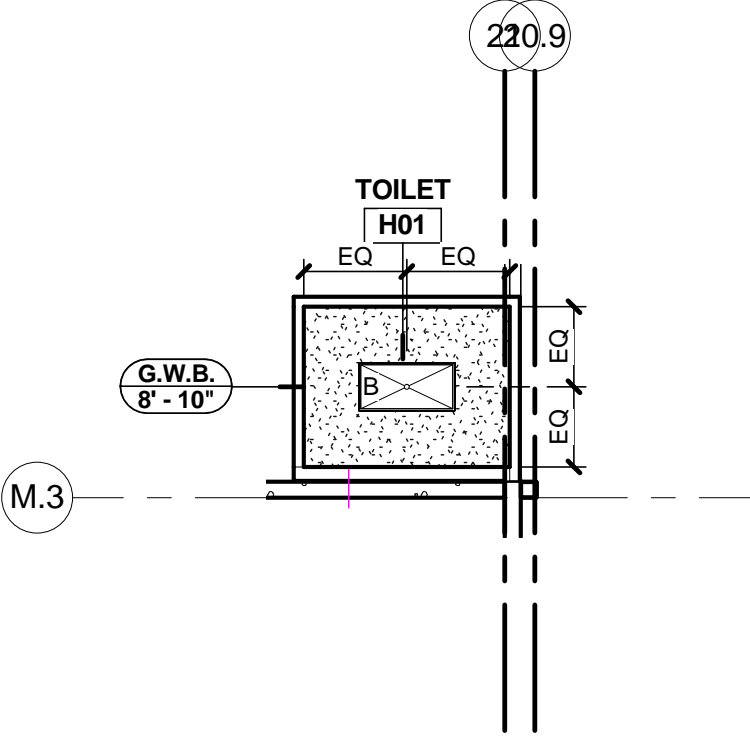
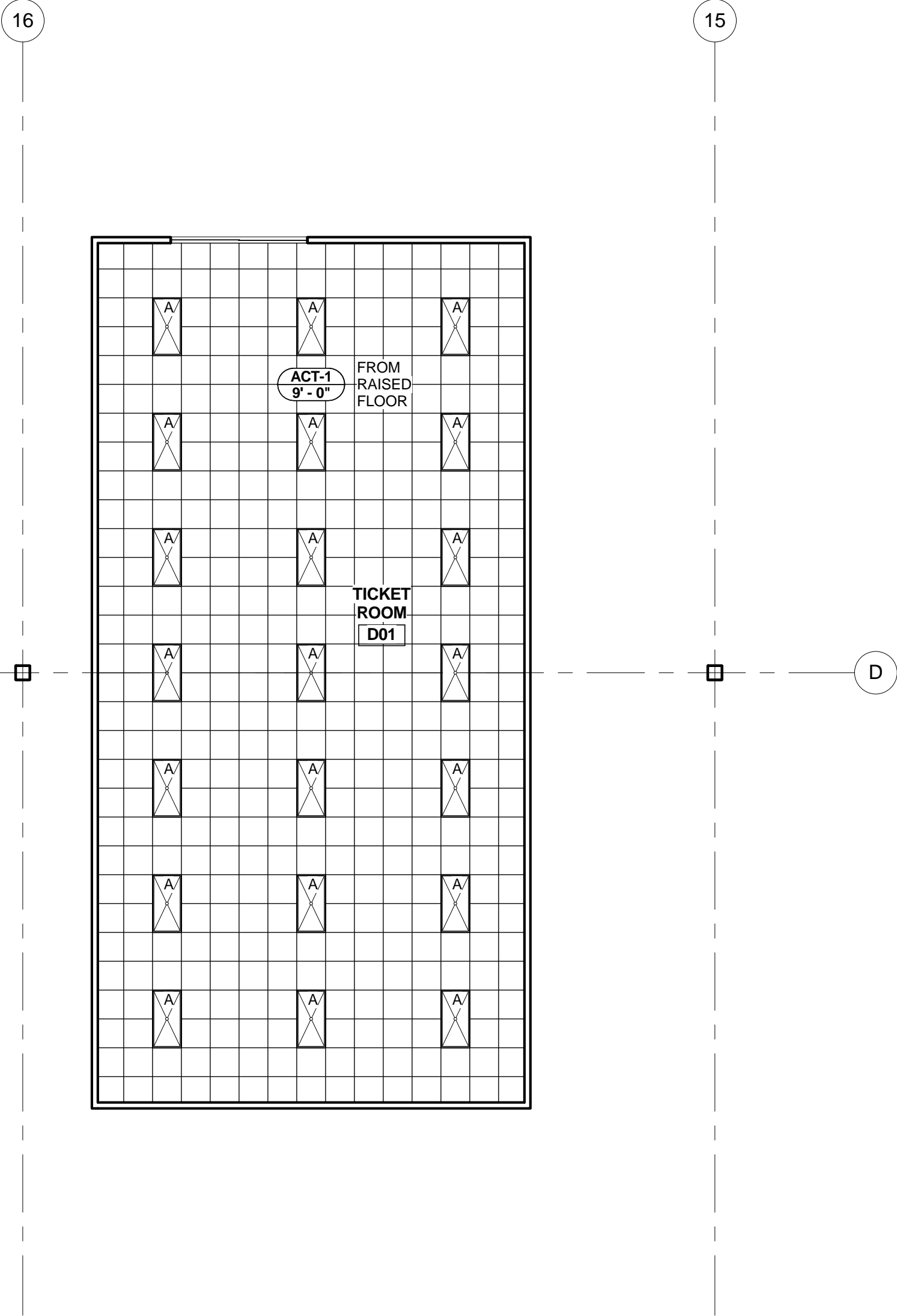
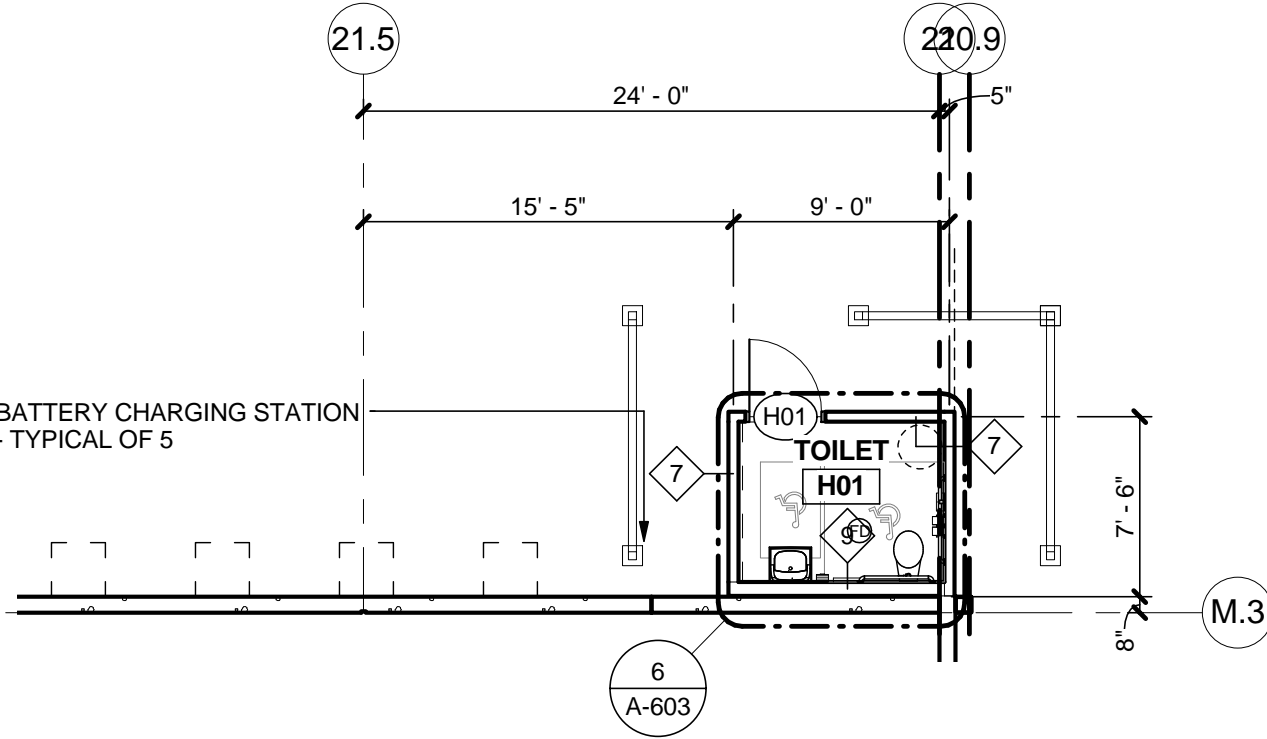
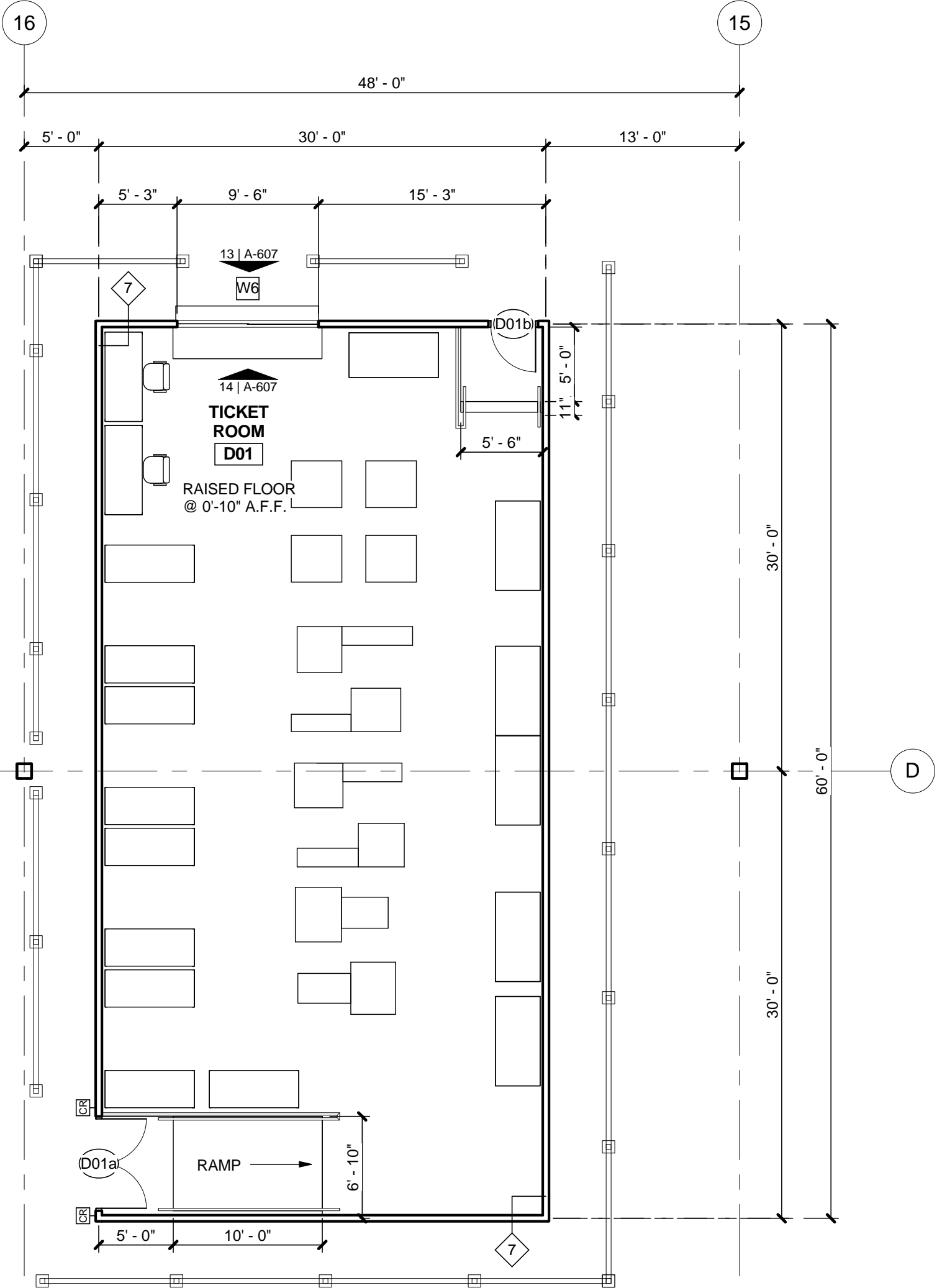
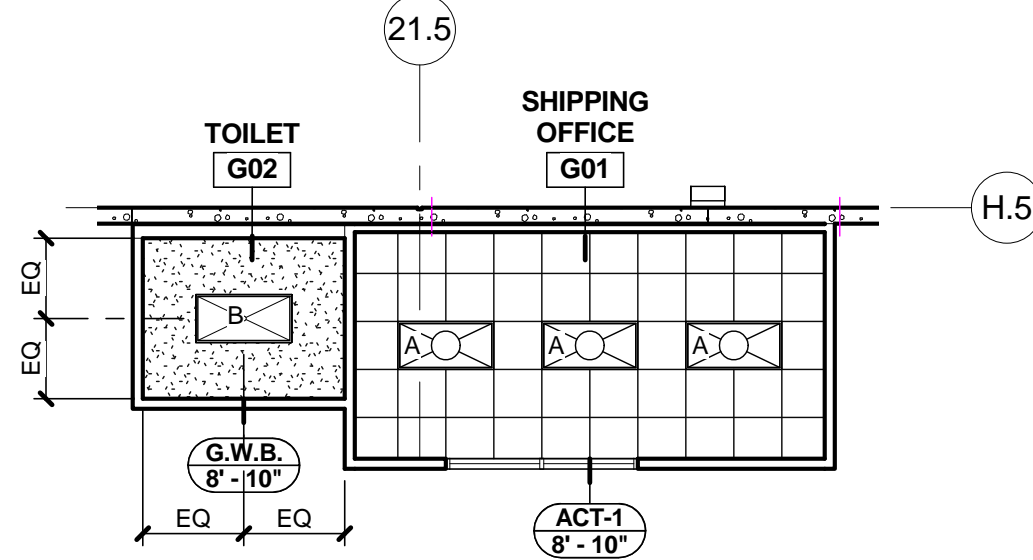
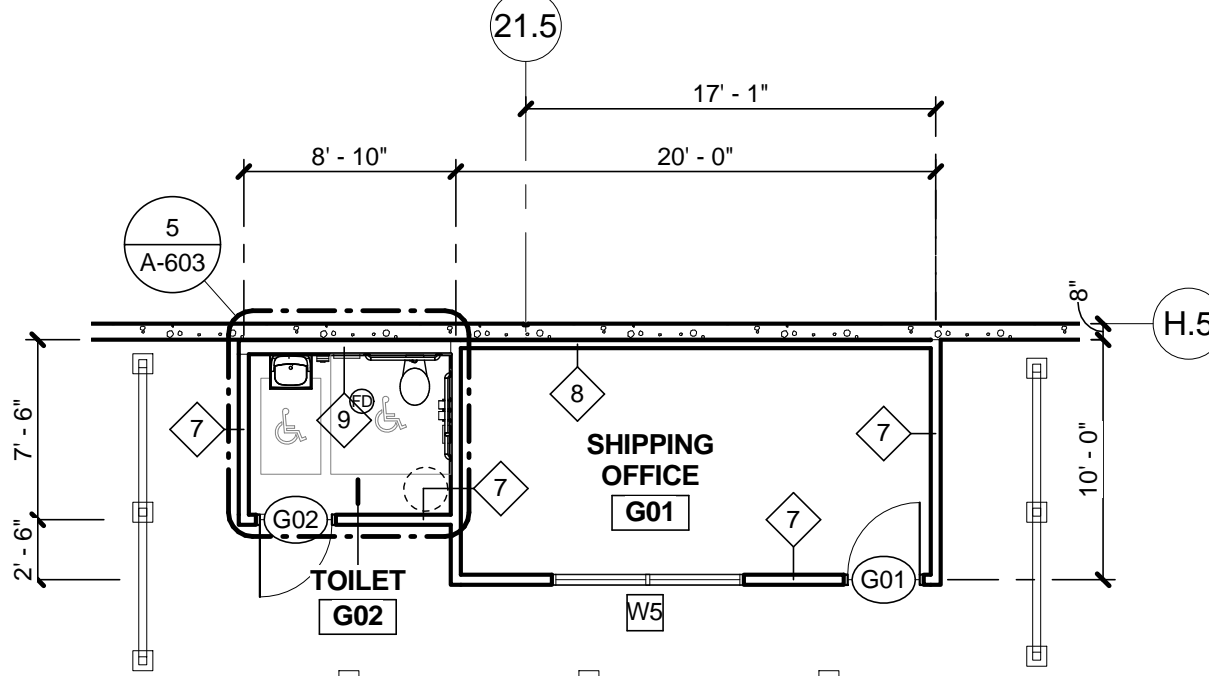
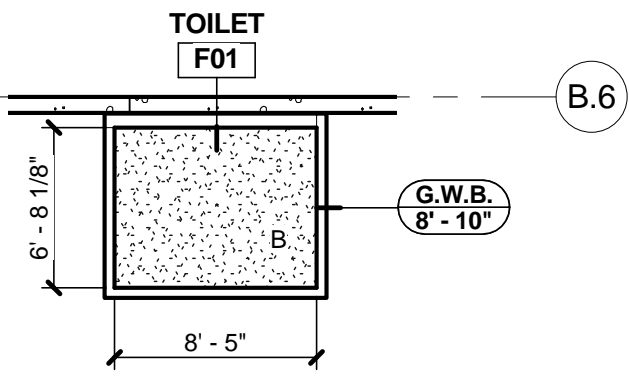
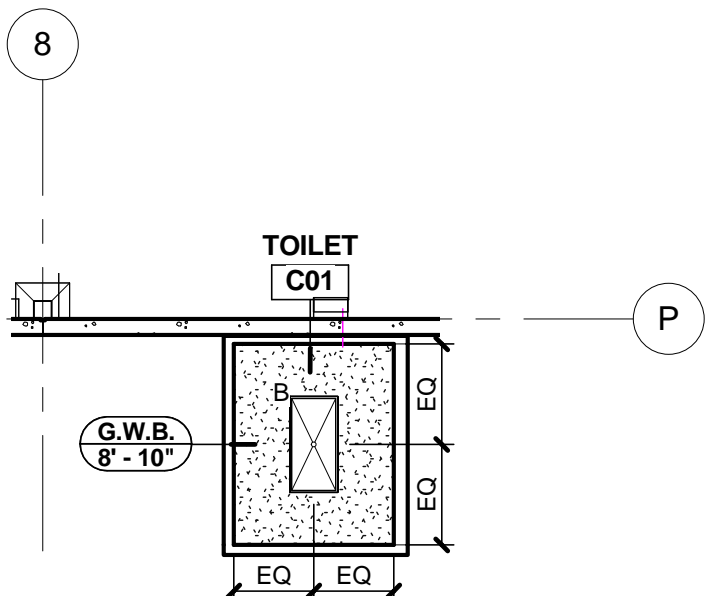
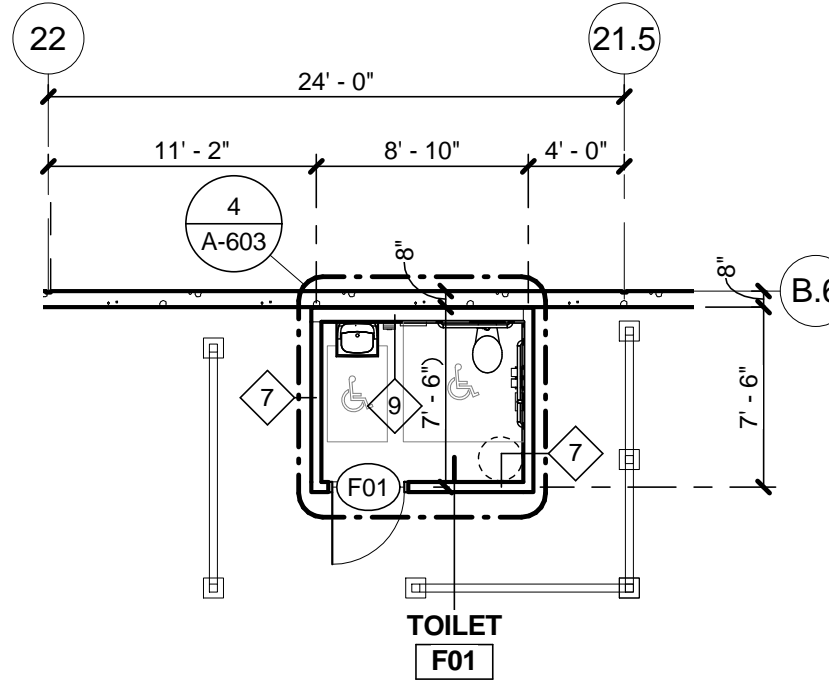
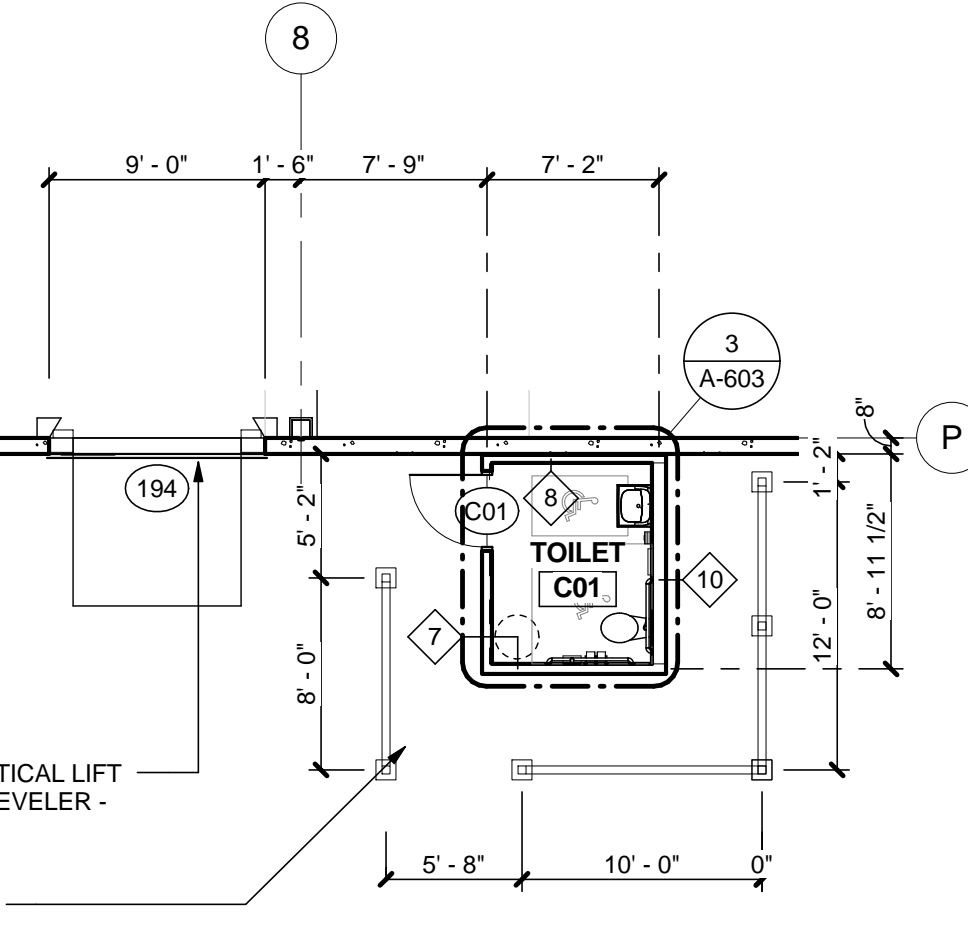
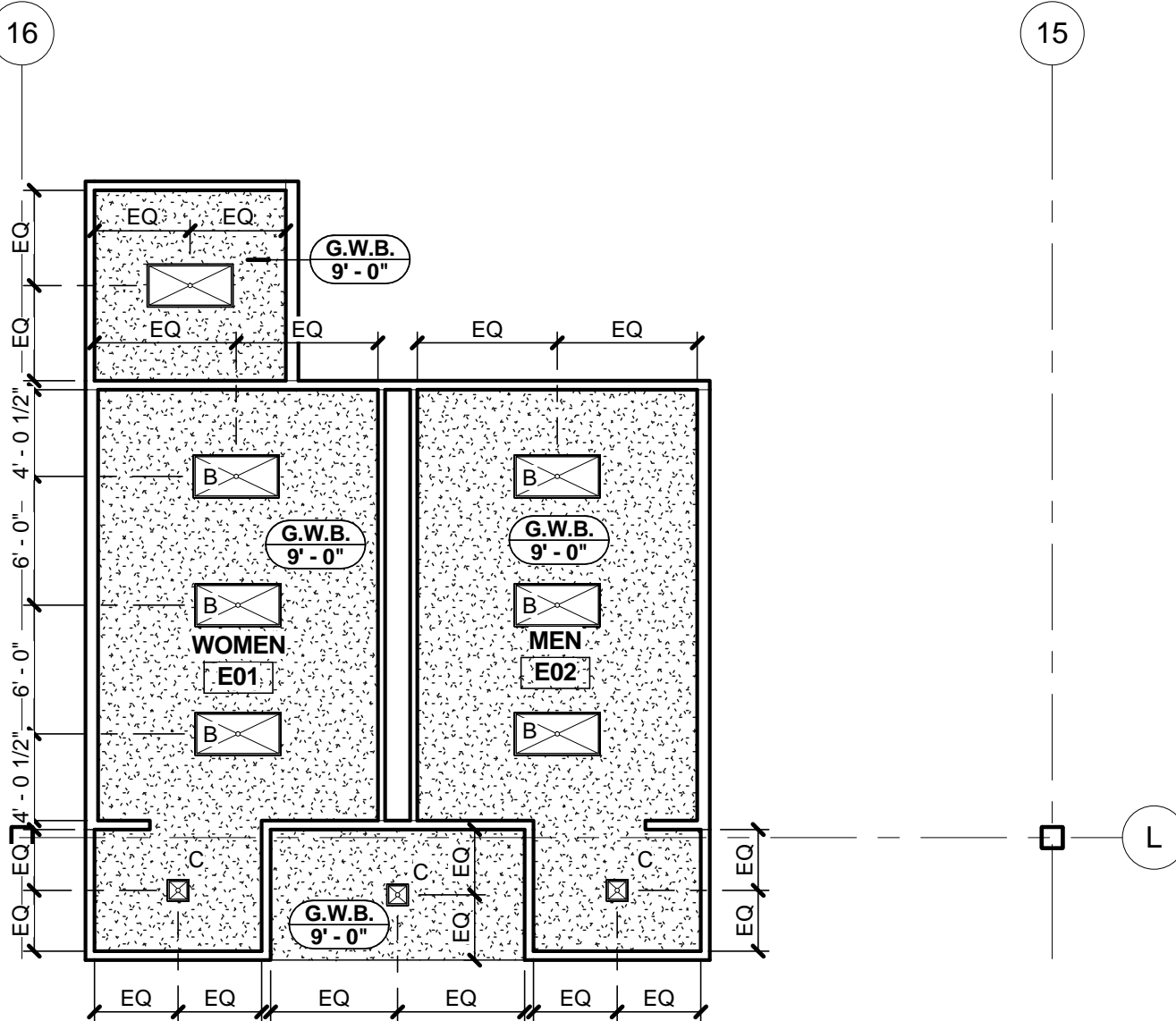
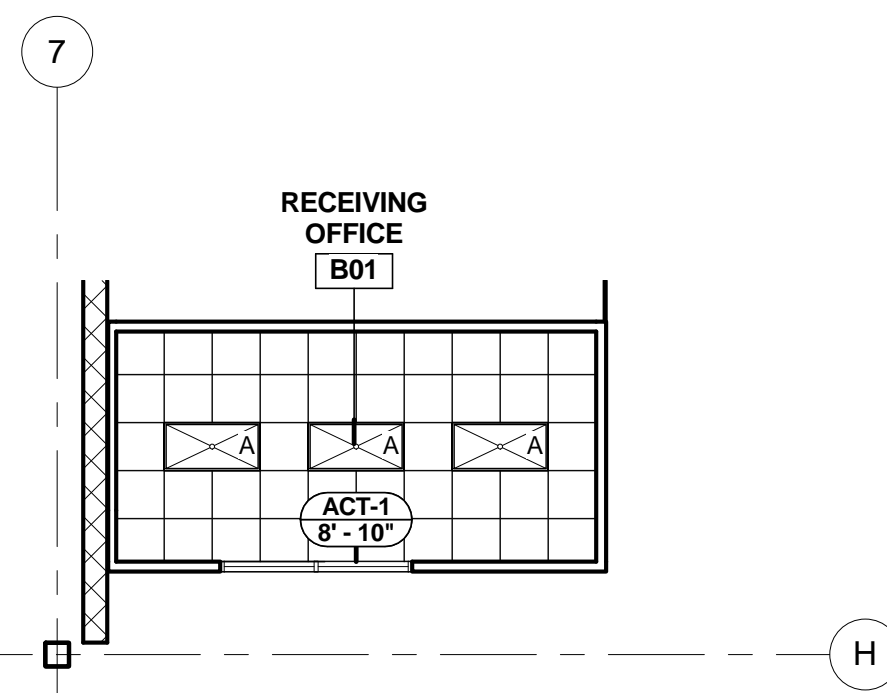
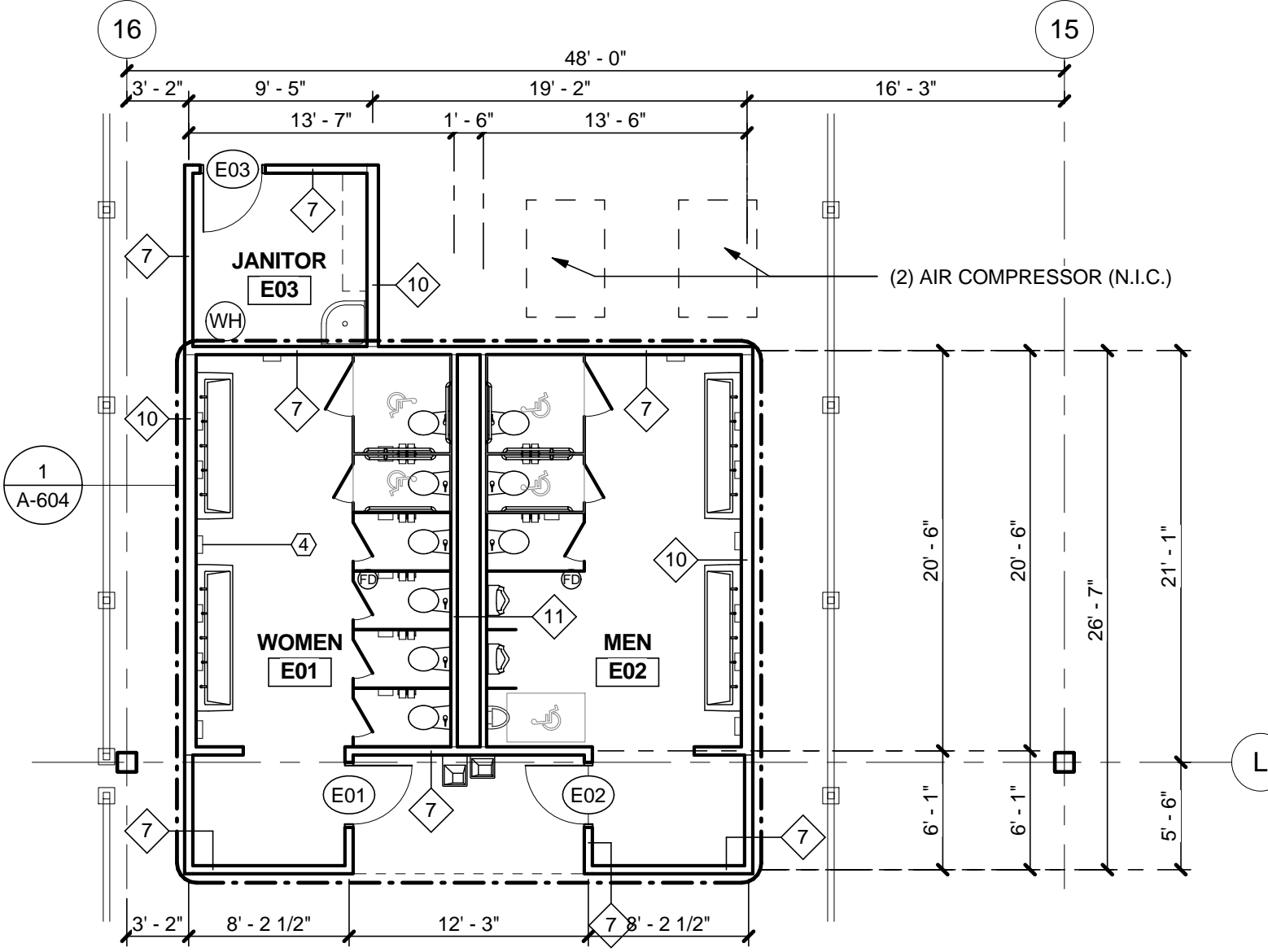
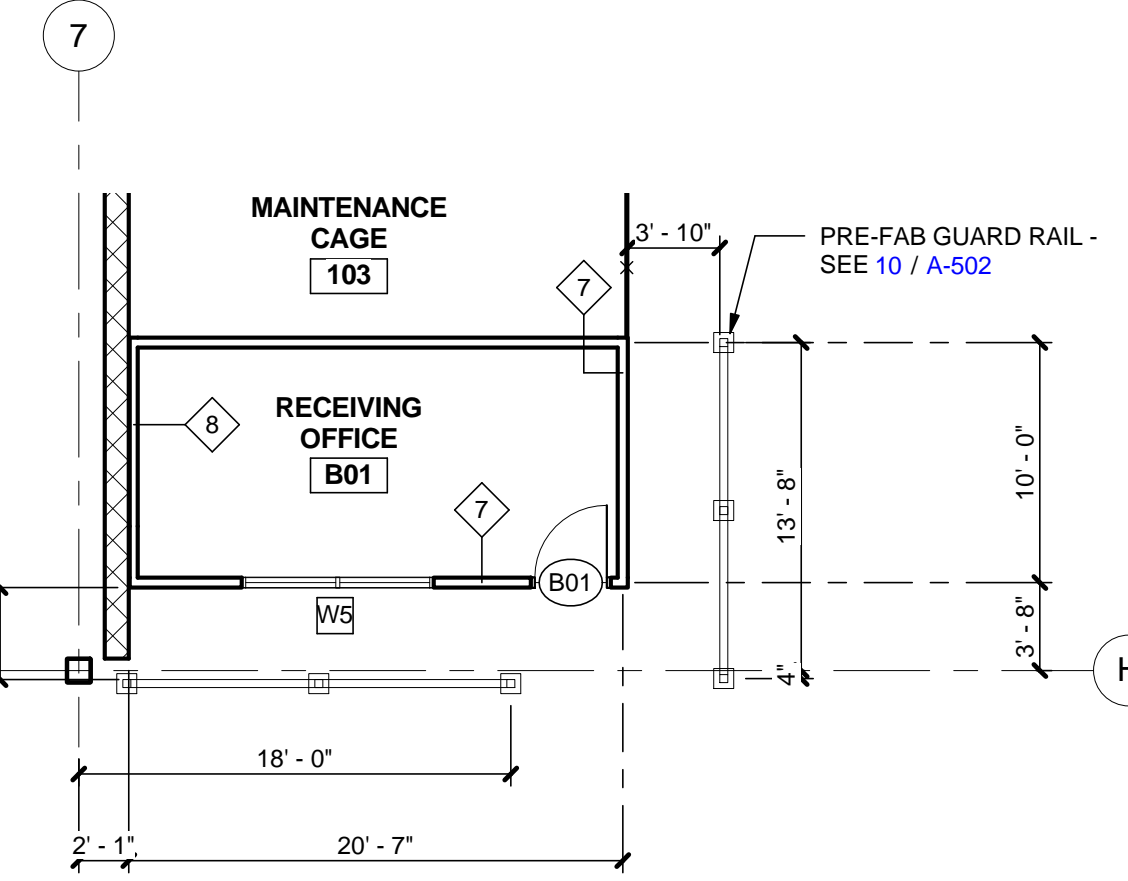
A-208

FOR CONSTRUCTION

1 ENLARGED MAIN OFFICE PLAN

1/8" = 1'-0"




							
14	REFLECTED CEILING PLAN - TOILET (H01)			7	ENLARGED PLAN - TOILET(H01)		
1/8" = 1'-0"				1/8" = 1'-0"			
							
13	RCP - SHIPPING OFFICE(G01) / TOILET(G02)			6	ENLARGED PLAN-SHIPPING(G01)/TOILET(G02)		
1/8" = 1'-0"				1/8" = 1'-0"			
							
12	REFLECTED CEILING PLAN - TOILET (F01)			5	ENLARGED PLAN - TOILET (F01)		
1/8" = 1'-0"				1/8" = 1'-0"			
							
11	REFLECTED CEILING PLAN- RR (E01)/(E02)			4	ENLARGED PLAN - RESTROOM (E01/E02)		
1/8" = 1'-0"				1/8" = 1'-0"			



MACGREGOR
ASSOCIATES
ARCHITECTS

2839 Paces Ferry Road, Suite 500
Atlanta, Georgia 30339
T 770.432.9400 F 770.432.9934

SEAL



CONSULTANT

PRINT RECORD

NUMBER	DATE	DESCRIPTION
07/31/13	ISSUE FOR BID / PERMIT	

PROJECT INFORMATION

HomeGoods
DISTRIBUTION
CENTER

125 LOGISTICS CENTER PARKWAY
JEFFERSON, GEORGIA 30549



THIS DRAWING, AS AN INSTRUMENT OF SERVICE,
IS AND SHALL REMAIN THE PROPERTY OF THE
DESIGN PROFESSIONAL AND SHALL NOT BE
REPRODUCED, PUBLISHED OR USED IN ANY WAY
WITHOUT THE PERMISSION OF THE DESIGN
PROFESSIONAL.

THE CONTRACTOR SHALL VERIFY ALL DIMENSIONS
AND EXISTING CONDITIONS AT THE SITE BEFORE
PROCEEDING WITH EACH PHASE OF HIS WORK.
© Macgregor Associates Architects, Inc. - 1987-2013

DATE	PROJECT NO
07/31/13	2013-018

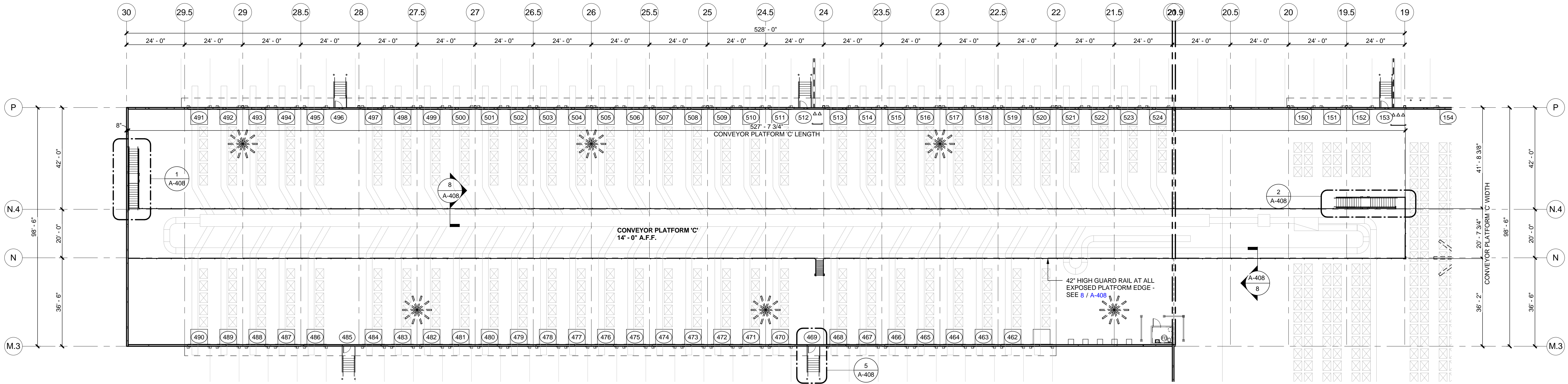
SHEET TITLE

**SHIPPING
CONVEYOR
PLATFORM
PLANS**

SHEET NUMBER

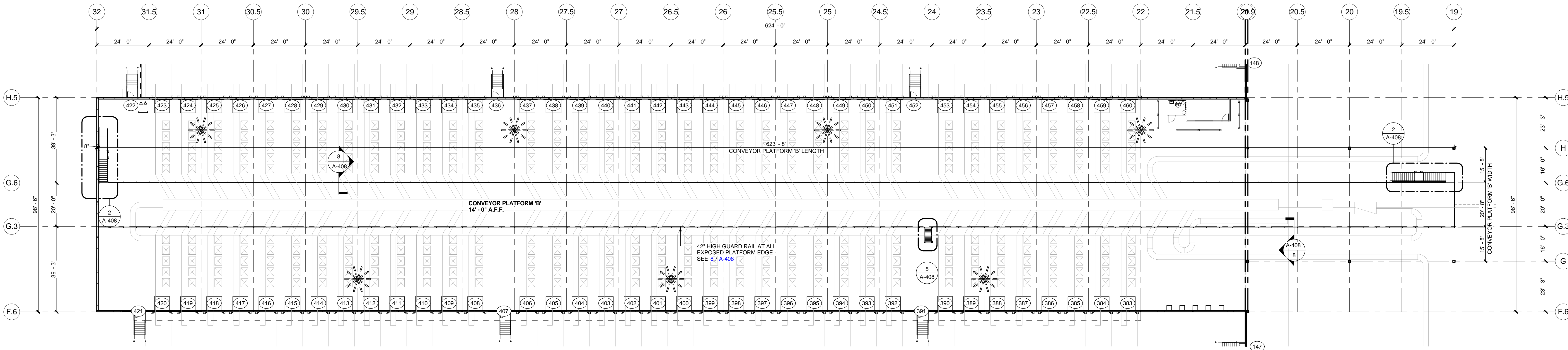
A-211

FOR CONSTRUCTION



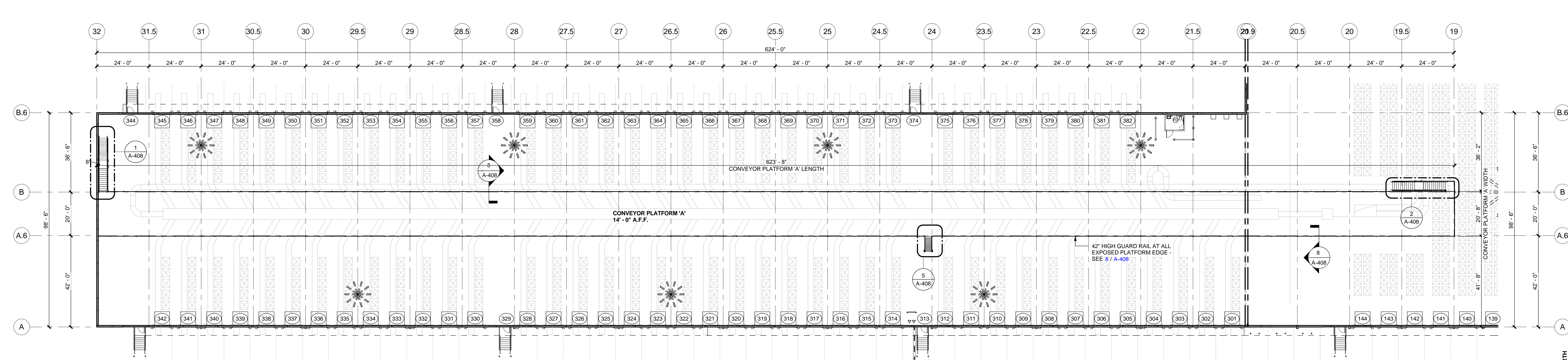
3 CONVEYOR PLATFORM C

1" = 20'-0"



2 CONVEYOR PLATFORM B

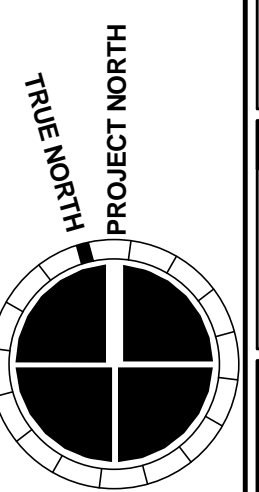
1" = 20'-0"



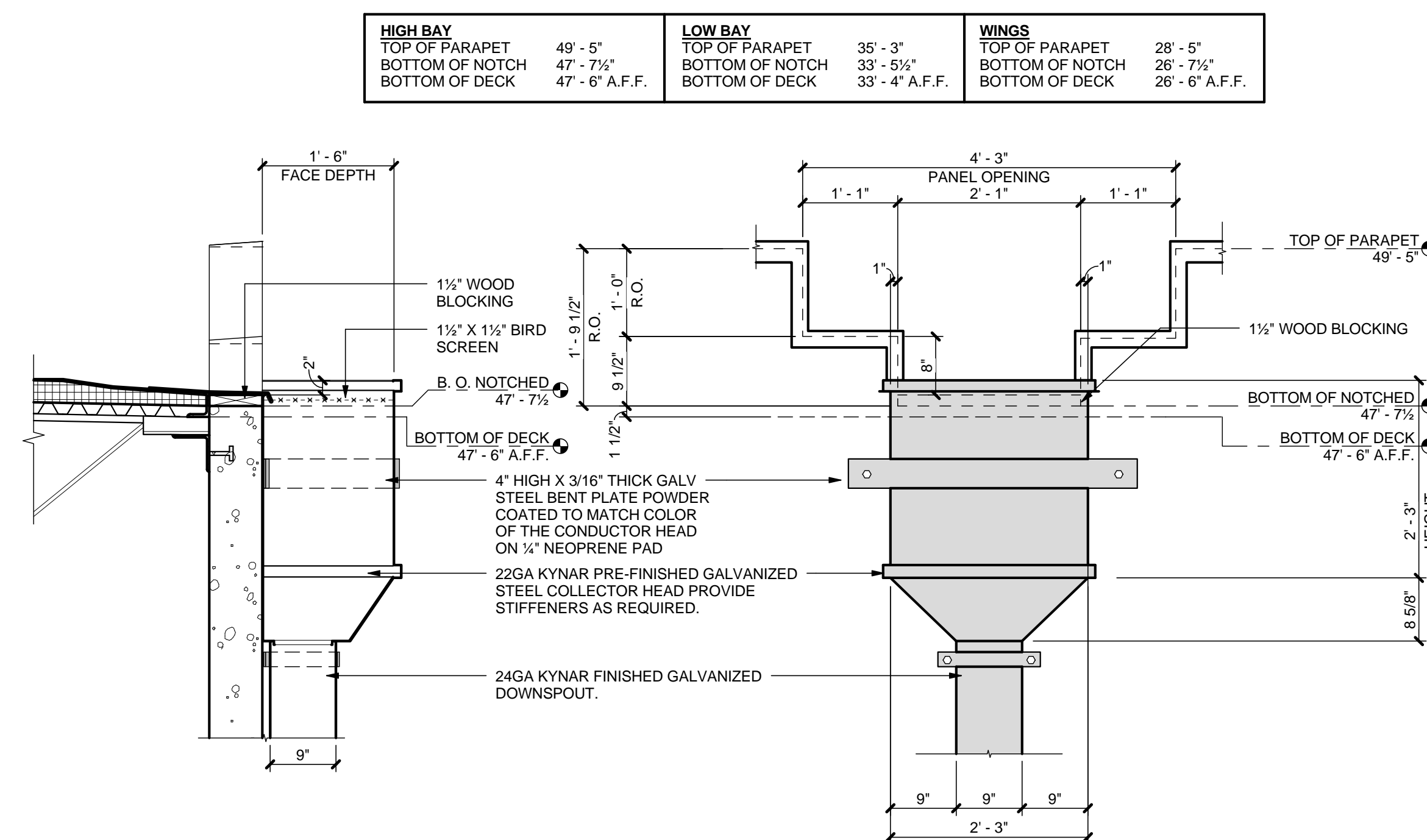
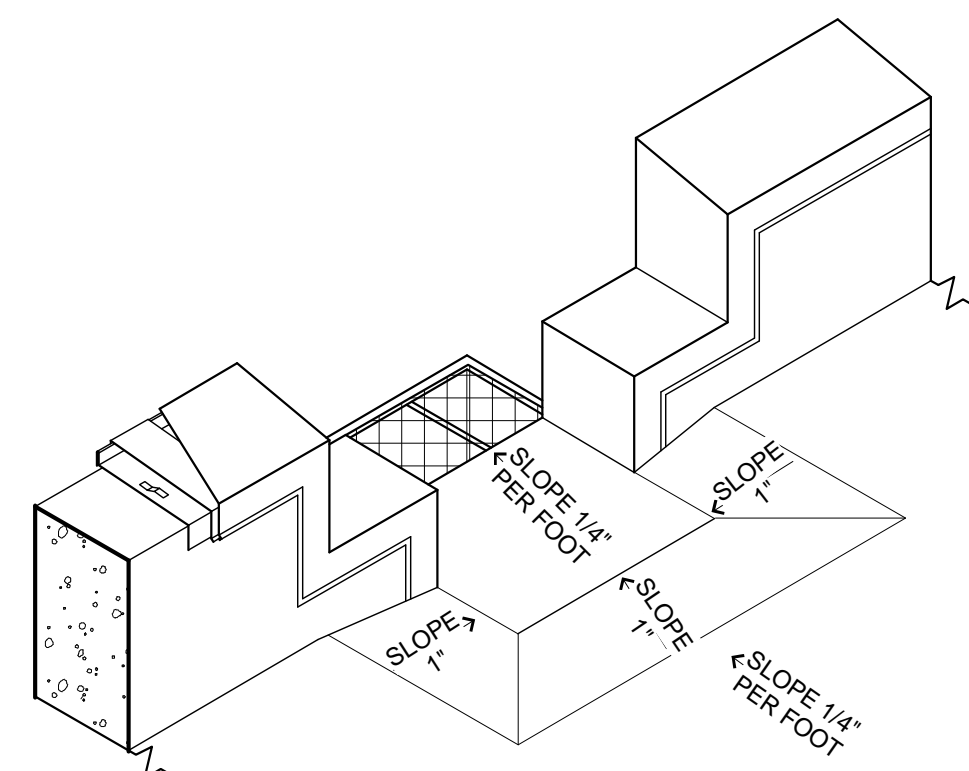
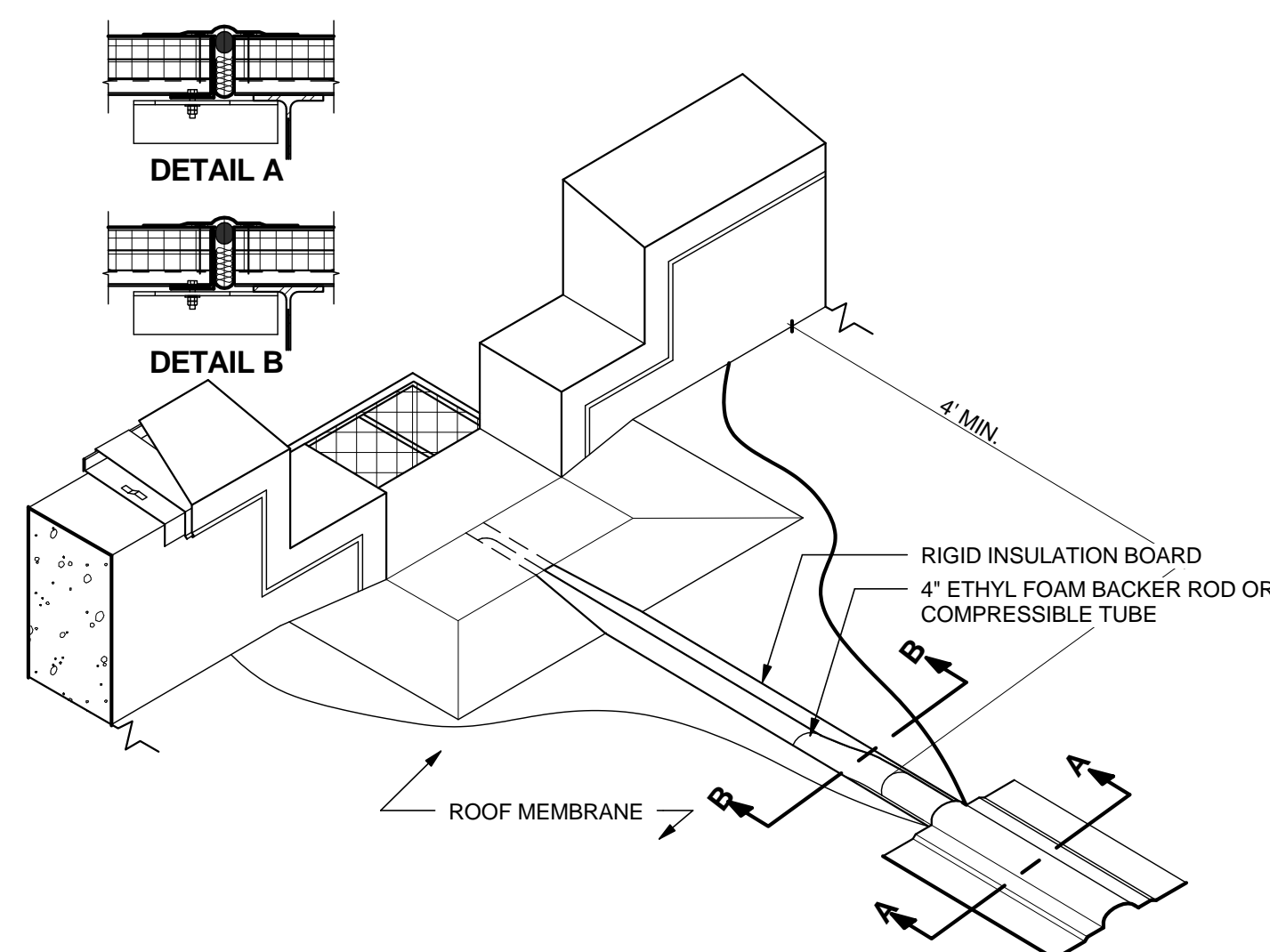
1 CONVEYOR PLATFORM A

1" = 20'-0"

**!!! CAUTION!!!
SCALE: 1" = 20' - 0"**



8/1/2013 5:26:16 AM

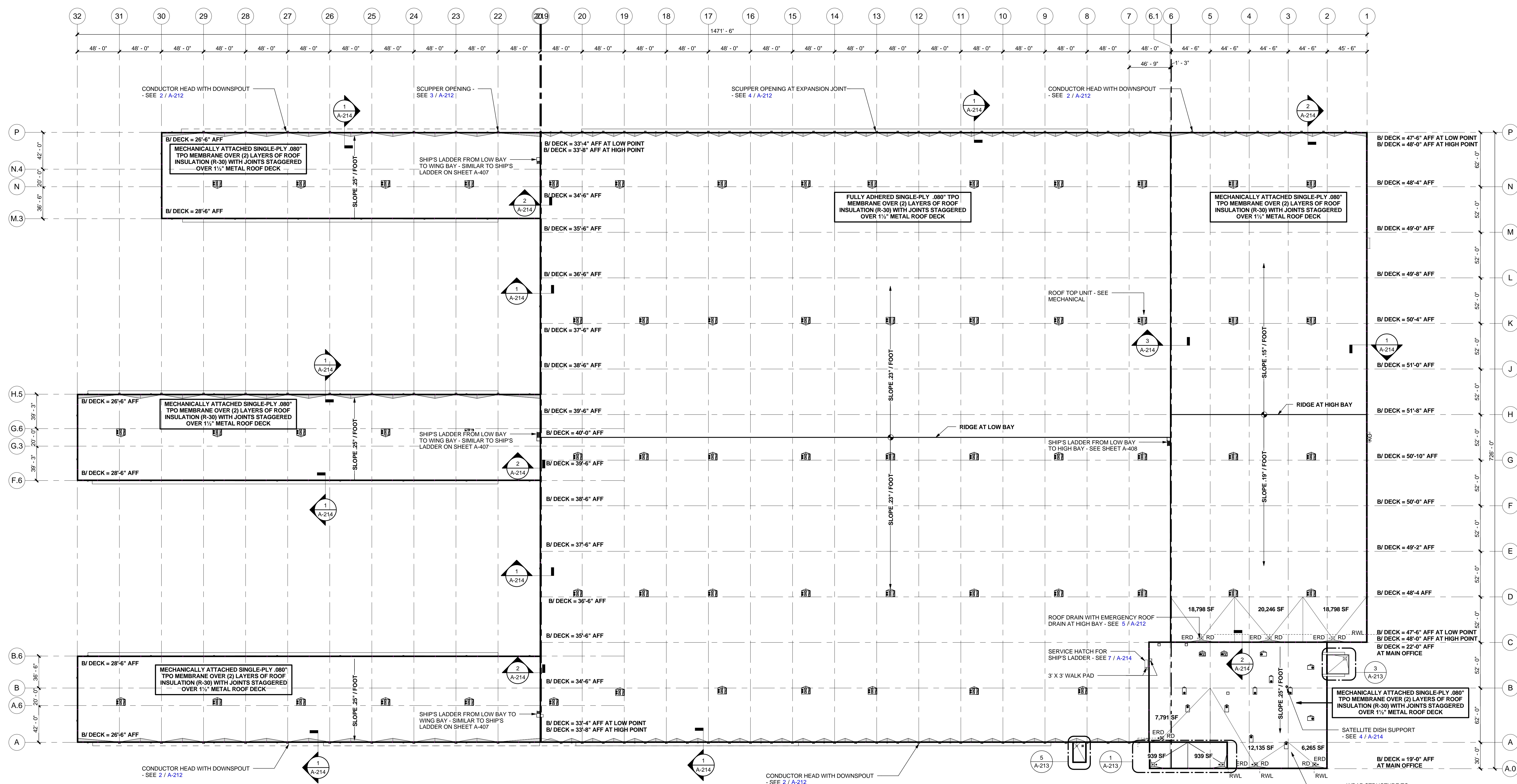


5	ROOF DRAIN W/ EMERGENCY OVERFLOW
	3/8" = 1'-0"


4	ISO - SCUPPER AT EXPANSION JOINT
	3/4" = 1'-0"

3	SCUPPER OPENING
	3/4" = 1'-0"

2	CONDUCTOR HEAD DETAIL
	3/4" = 1'-0"



1	OVERALL ROOF PLAN
	1" = 50'-0"



**MACGREGOR
ASSOCIATES
ARCHITECTS**

2839 Paces Ferry Road, Suite 500
Atlanta, Georgia 30339
T 770.432.9400 F 770.432.9934

SEA



07/31/13

CONSULTANT

PRINT RECORD

NUMBER	DATE	DESCRIPTION
	07/31/13	ISSUE FOR BID / PERMIT

07/31/13 ISSUE FOR BID / PERMIT

PROJECT INFORMATION

HomeGoods

DISTRIBUTION
CENTER

125 LOGISTICS CENTER PARKWAY
JEFFERSON, GEORGIA 30549



THIS DRAWING, AS AN INSTRUMENT OF SERVICE, IS AND SHALL REMAIN THE PROPERTY OF THE DESIGN PROFESSIONAL AND SHALL NOT BE REPRODUCED, PUBLISHED OR USED IN ANY WAY WITHOUT THE PERMISSION OF THE DESIGN PROFESSIONAL.

THE CONTRACTOR SHALL VERIFY ALL DIMENSION AND EXISTING CONDITIONS AT THE SITE BEFORE PROCEEDING WITH EACH PHASE OF HIS WORK.

DATE	PROJECT NO
07/31/13	2013-018

SHEET TITLE

OVERALL ROOF PLAN AND DETAILS

!!! CAUTION!!!
SCALE: 1"=50' - 0"

SHEET NUMBER

A-212

FOR CONSTRUCTION



**839 Paces Ferry Road, Suite 500
Atlanta, Georgia 30339
T 770.432.9400 F 770.432.9934**

REAL



7/31/13

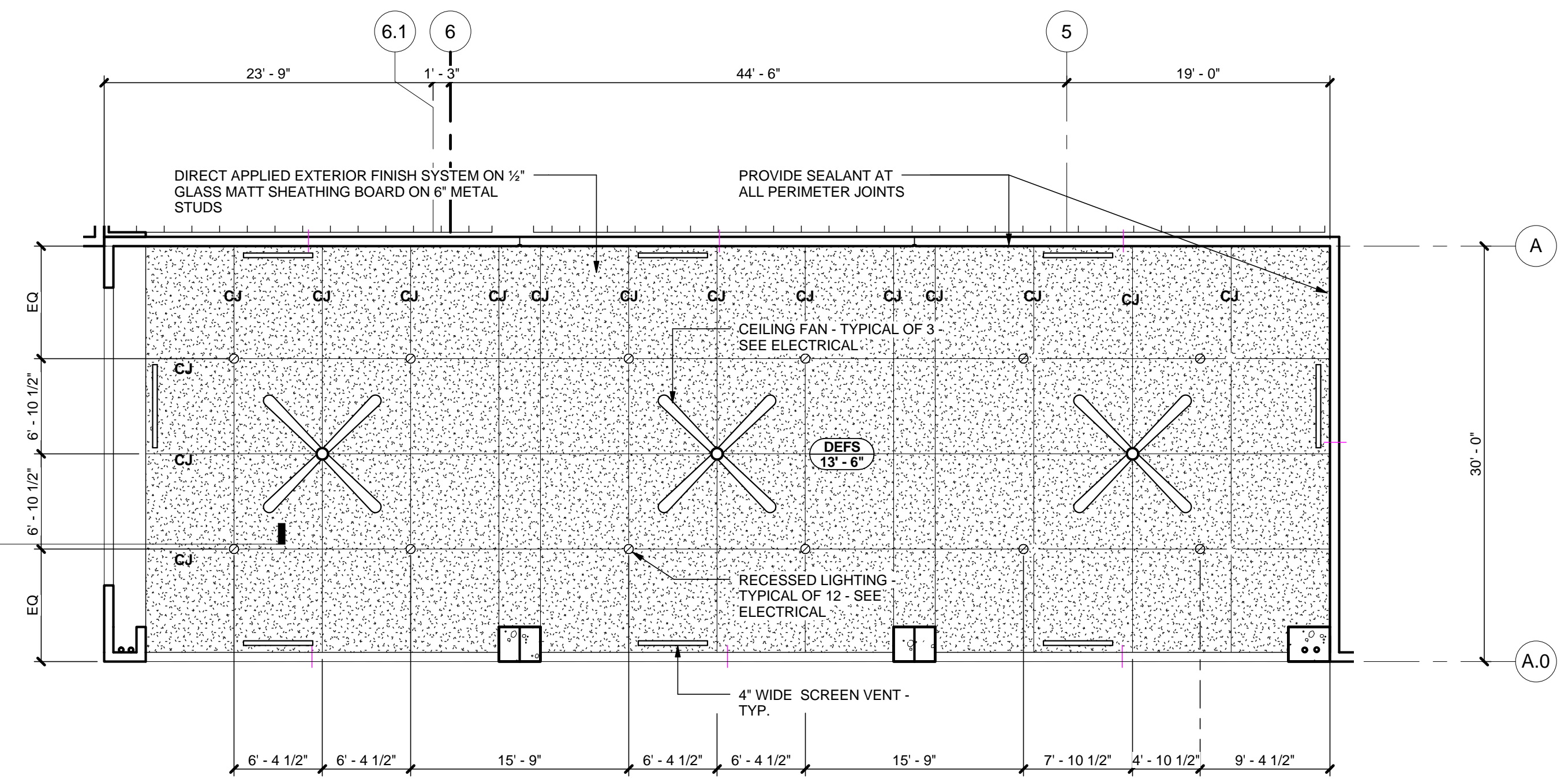
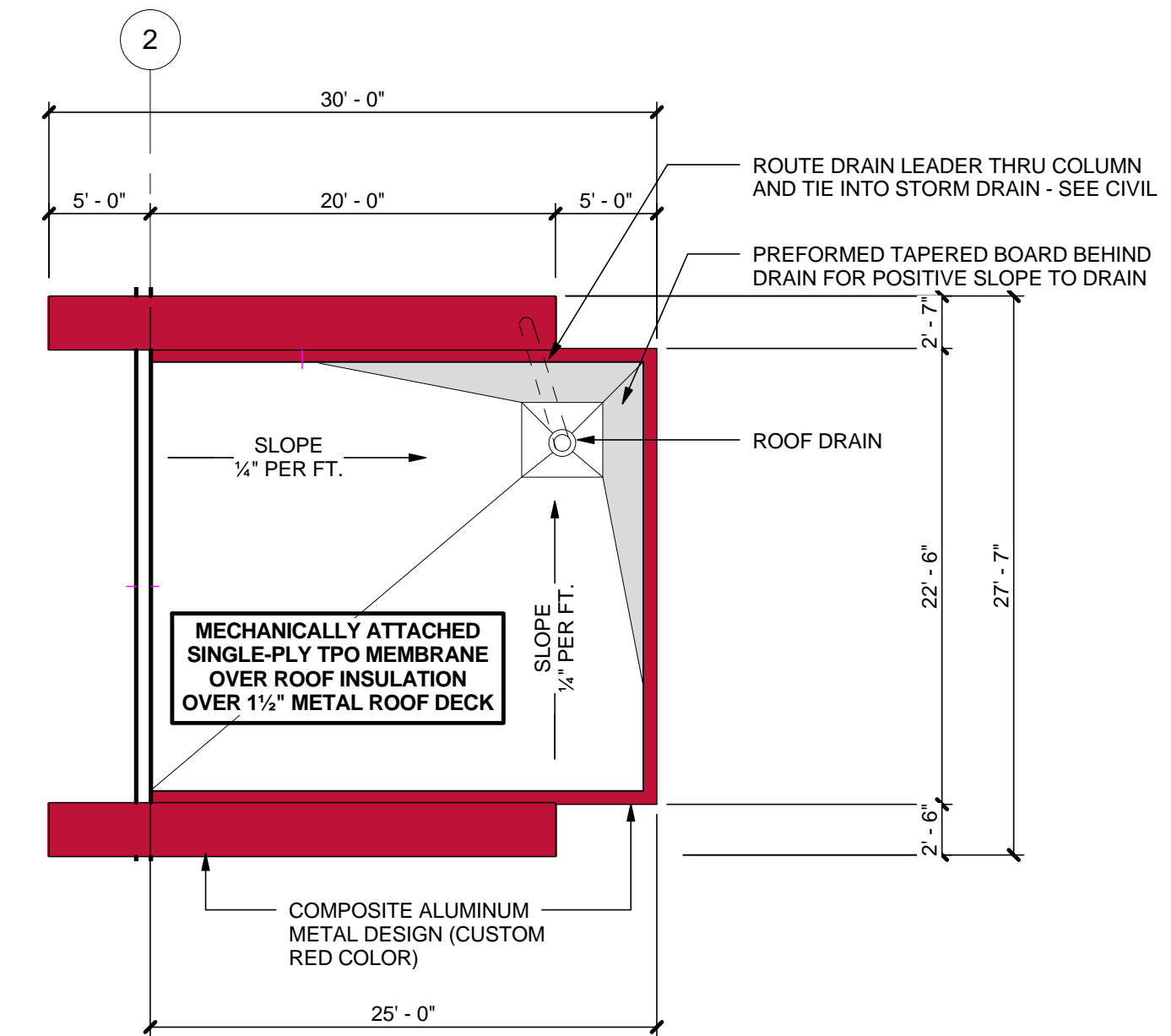
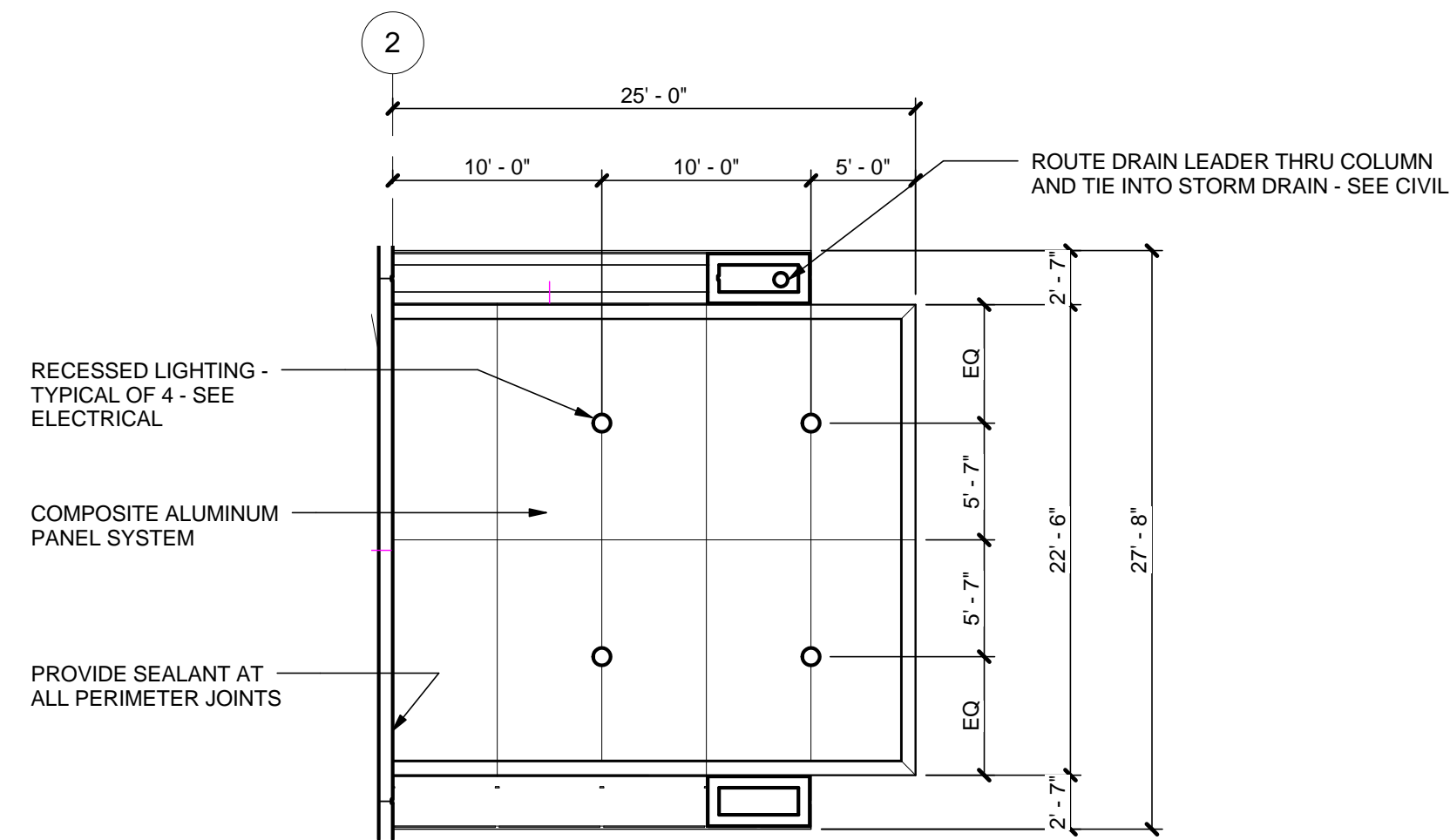
CONSULTANT

4 REFLECTED CEILING PLAN - ENTRANCE CANOPY

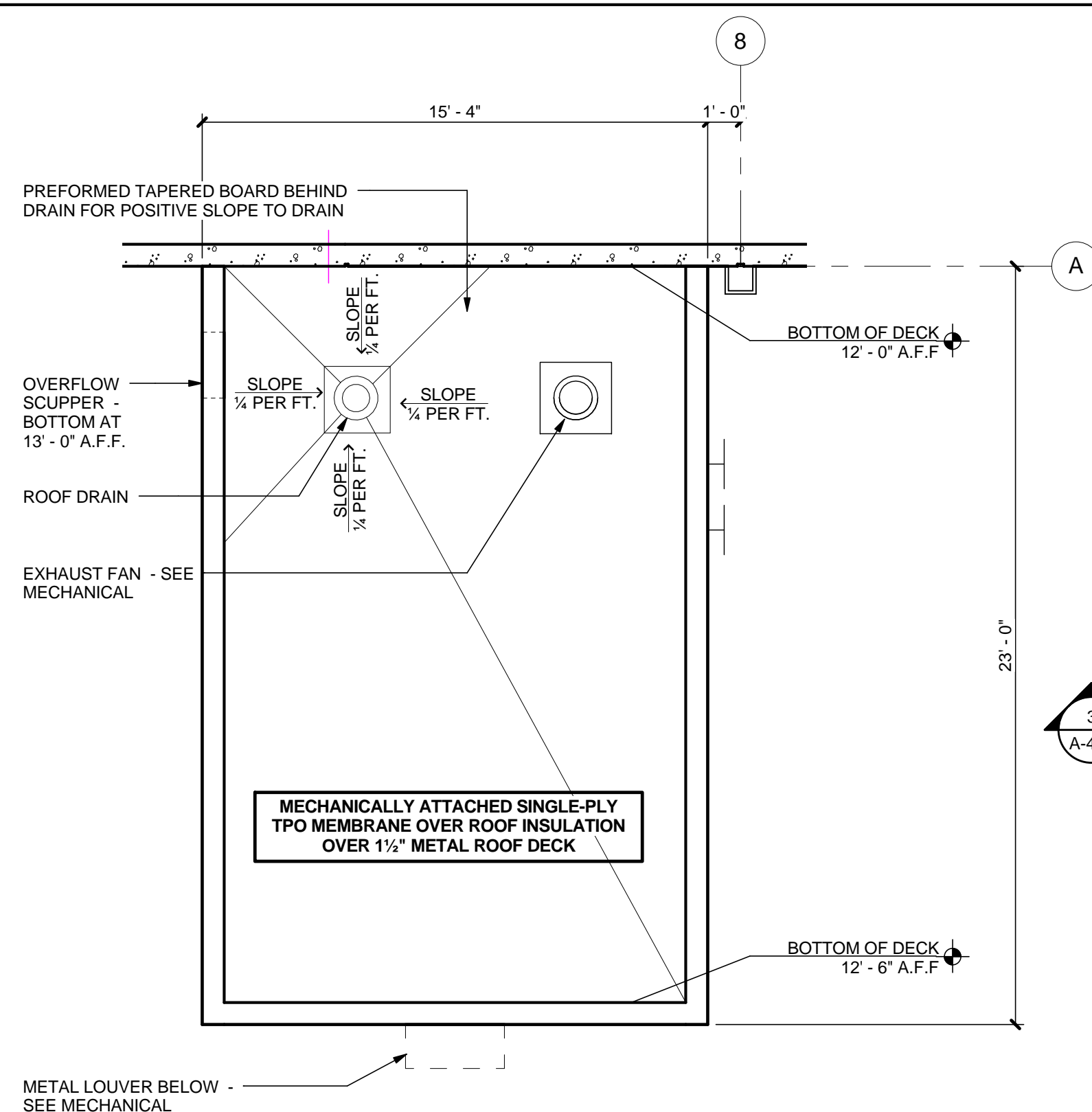
$$1/8'' = 1'-0''$$

3 ROOF PLAN - MAIN ENTRANCE CANOPY

1/8" = 1'-0"

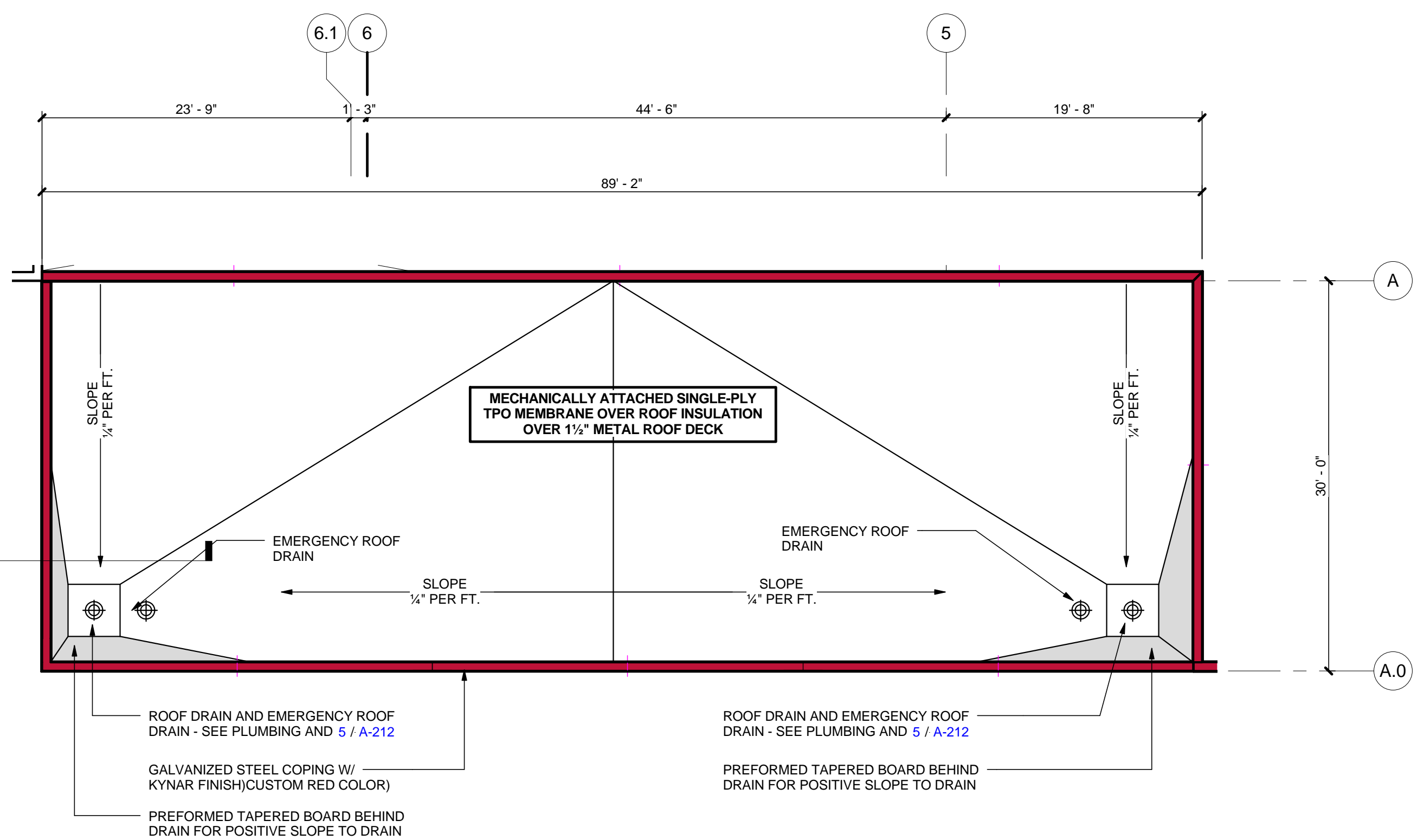


2 REFLECTED CEILING PLAN - PATIO CANOPY

$$1/8'' = 1'-0''$$


5	ROOF PLAN AT PUMP HOUSE
---	-------------------------

1/4" = 1'-0"



1	ROOF PLAN - PATIO CANOPY
---	--------------------------

1/8" = 1'-0"

PRINT RECORD

NUMBER	DATE	DESCRIPTION
	07/31/13	ISSUE FOR BID / PERMIT

07/31/13 ISSUE FOR BID / PERMIT

PROJECT INFORMATION

HomeGoods

**DISTRIBUTION
CENTER**

25 LOGISTICS CENTER PARKWAY
JEFFERSON, GEORGIA 30549



THIS DRAWING, AS AN INSTRUMENT OF SERVICE, IS AND SHALL REMAIN THE PROPERTY OF THE DESIGN PROFESSIONAL AND SHALL NOT BE REPRODUCED, PUBLISHED OR USED IN ANY WAY WITHOUT THE PERMISSION OF THE DESIGN PROFESSIONAL.

THE CONTRACTOR SHALL VERIFY ALL DIMENSIONS AND EXISTING CONDITIONS AT THE SITE BEFORE PROCEEDING WITH EACH PHASE OF HIS WORK.
©Macgregor Associates Architects, Inc. - 1987-2013

DATE	PROJECT NO
07/31/13	2013-018

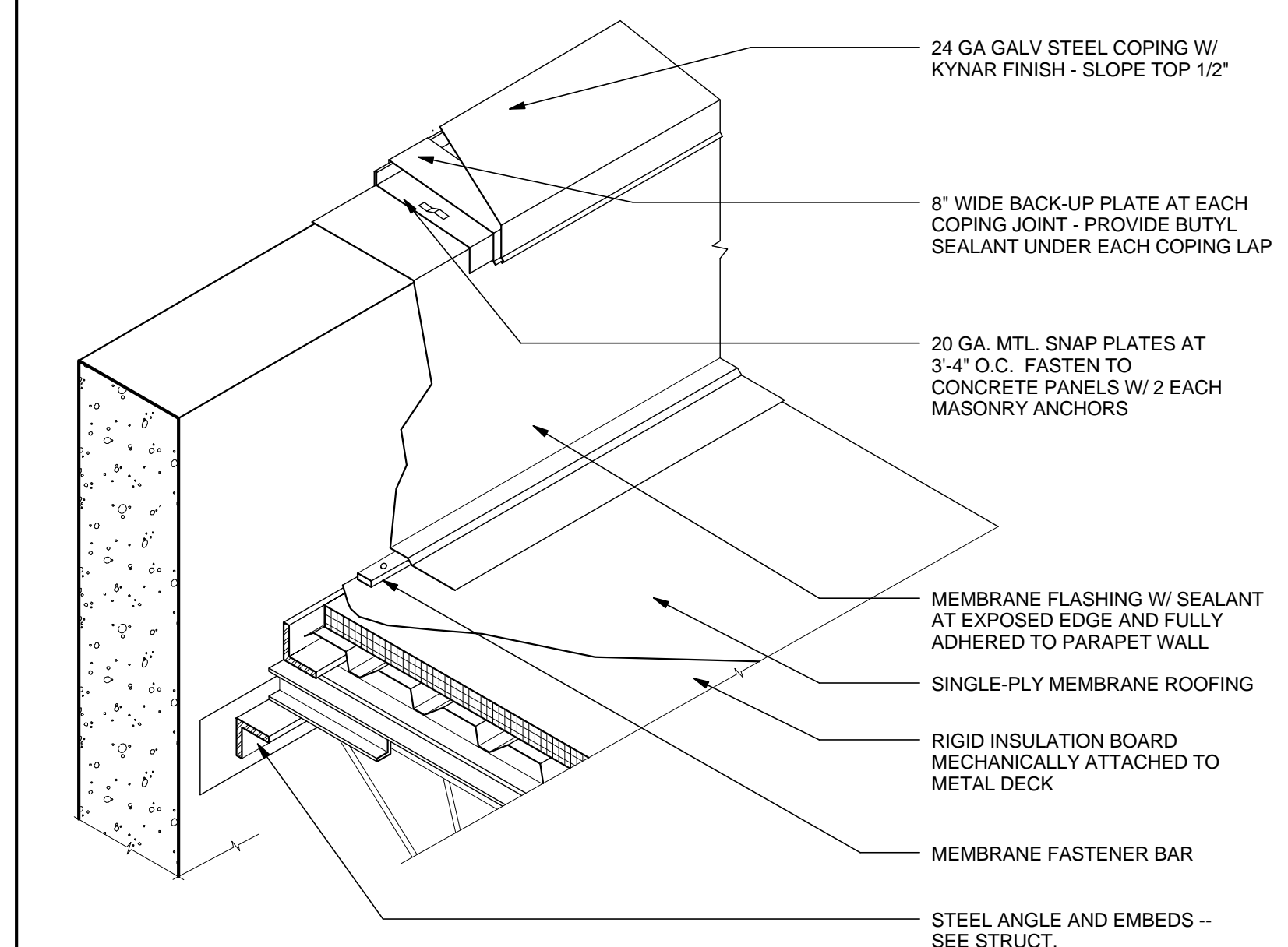
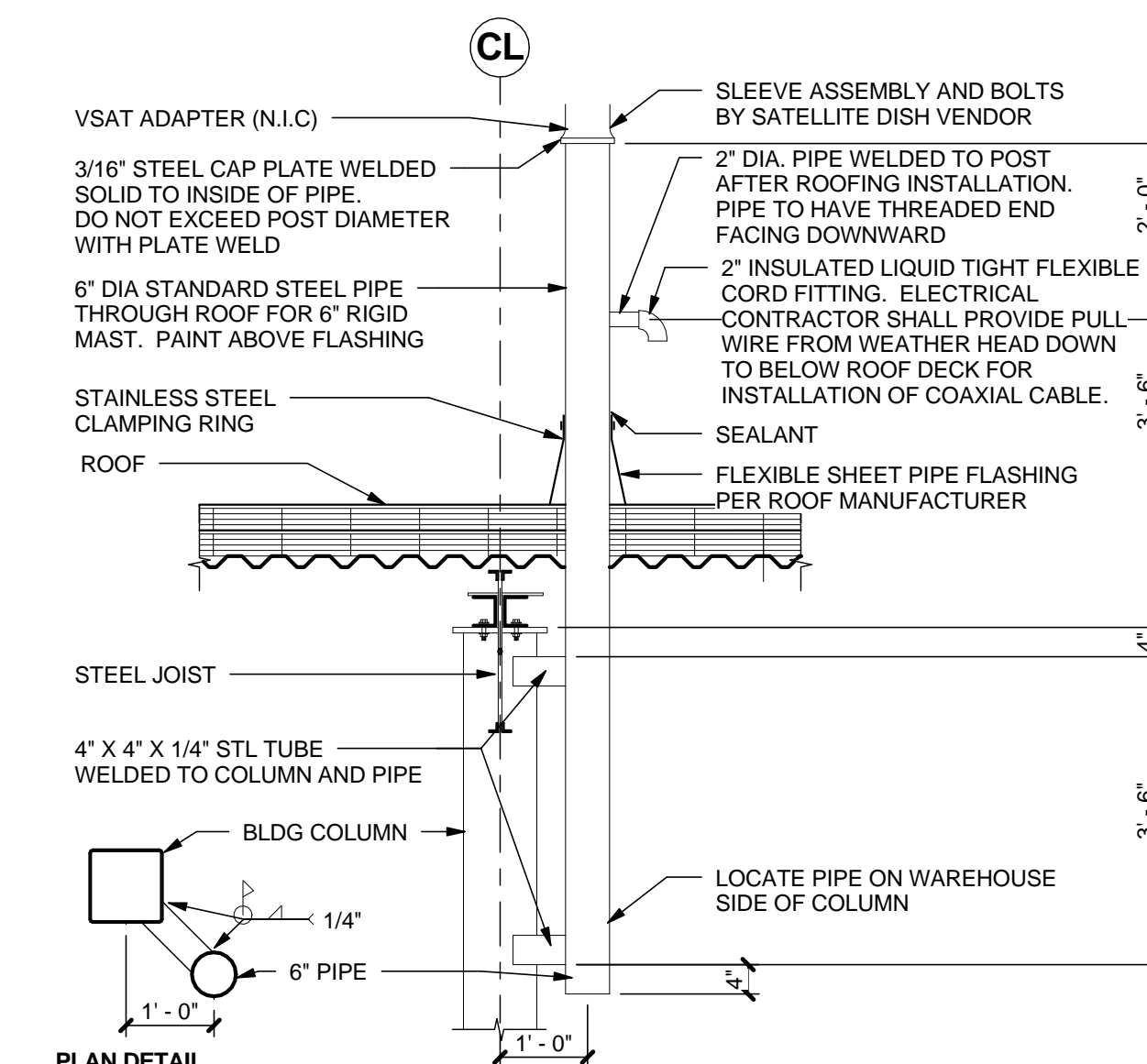
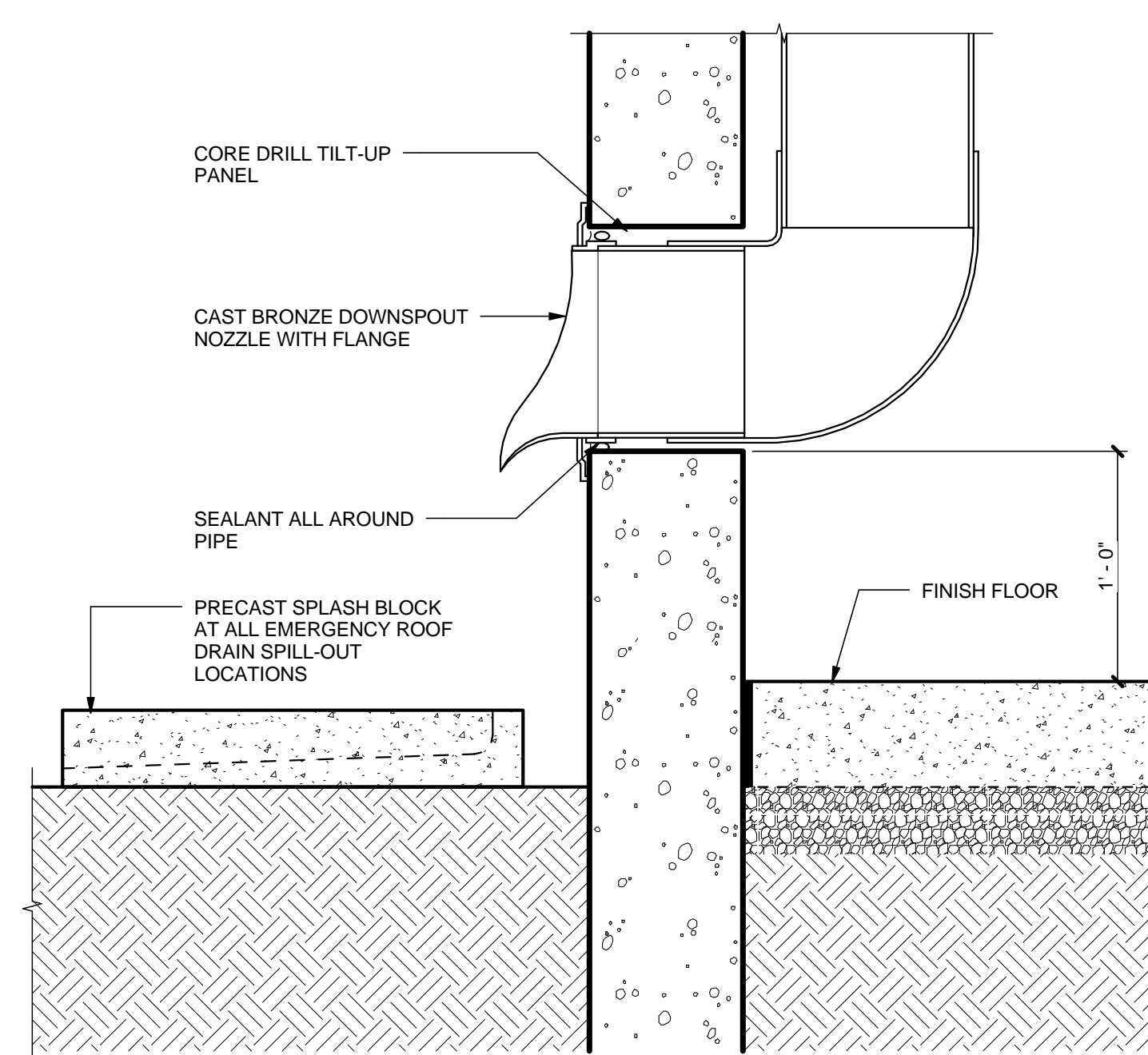
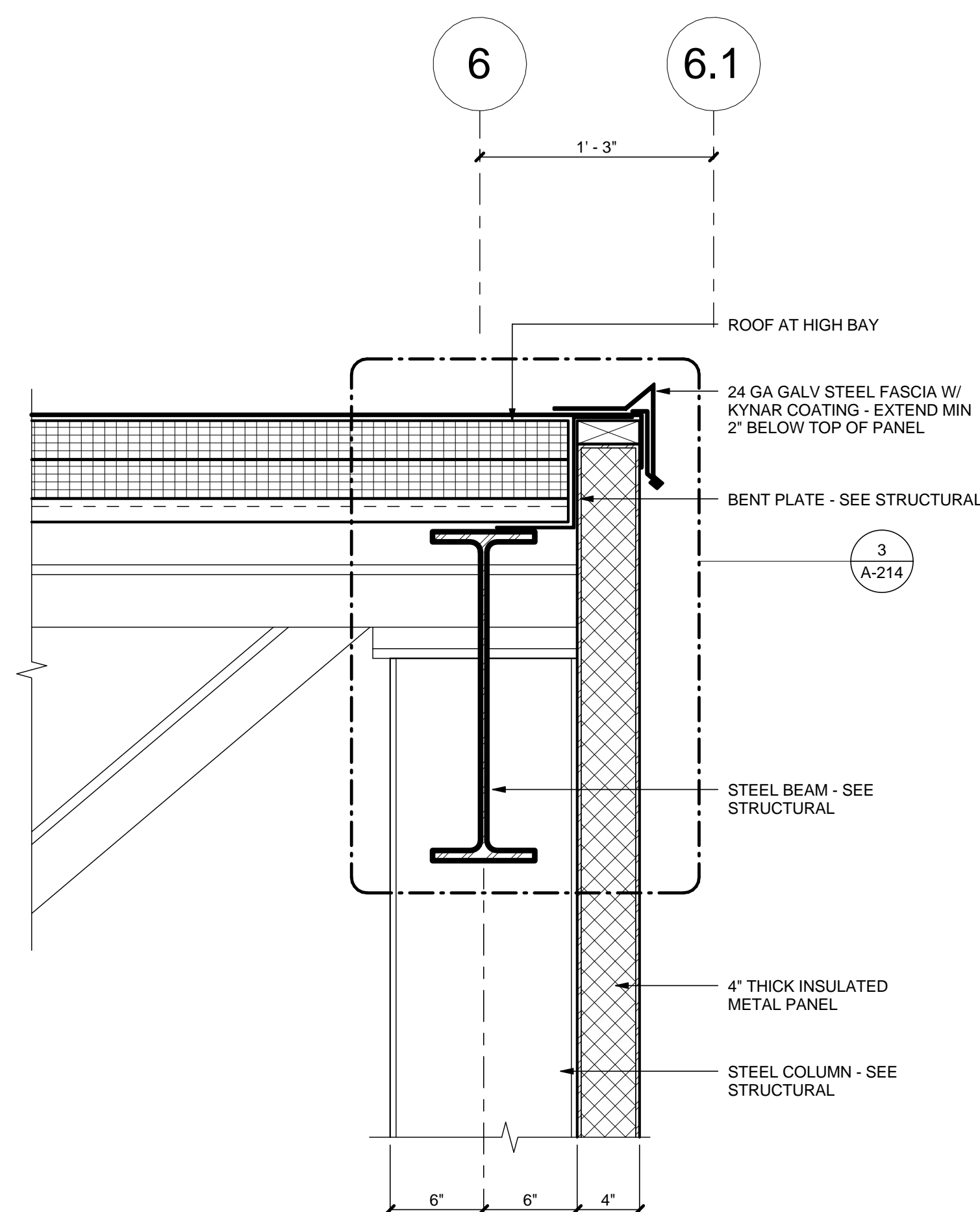
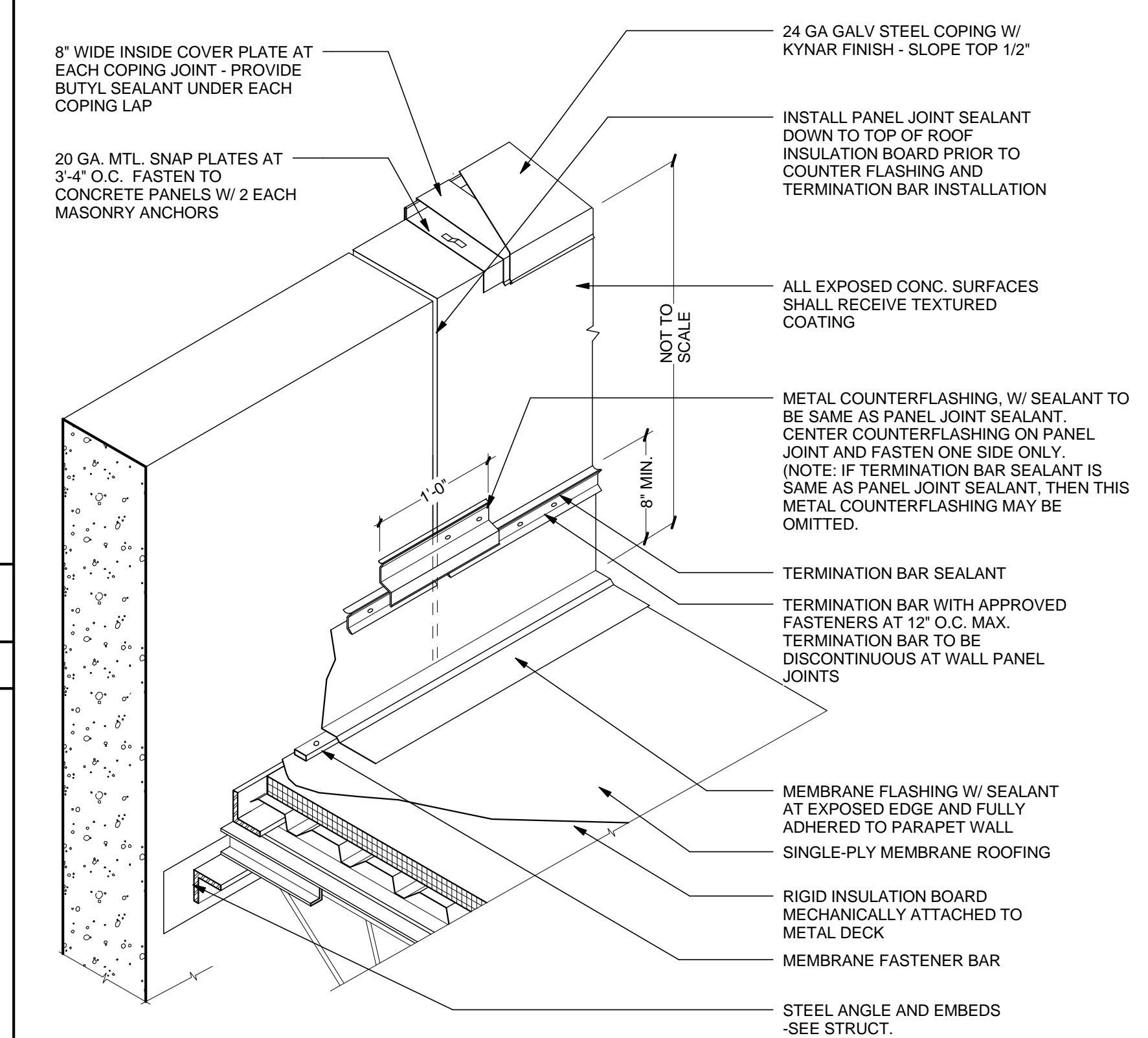
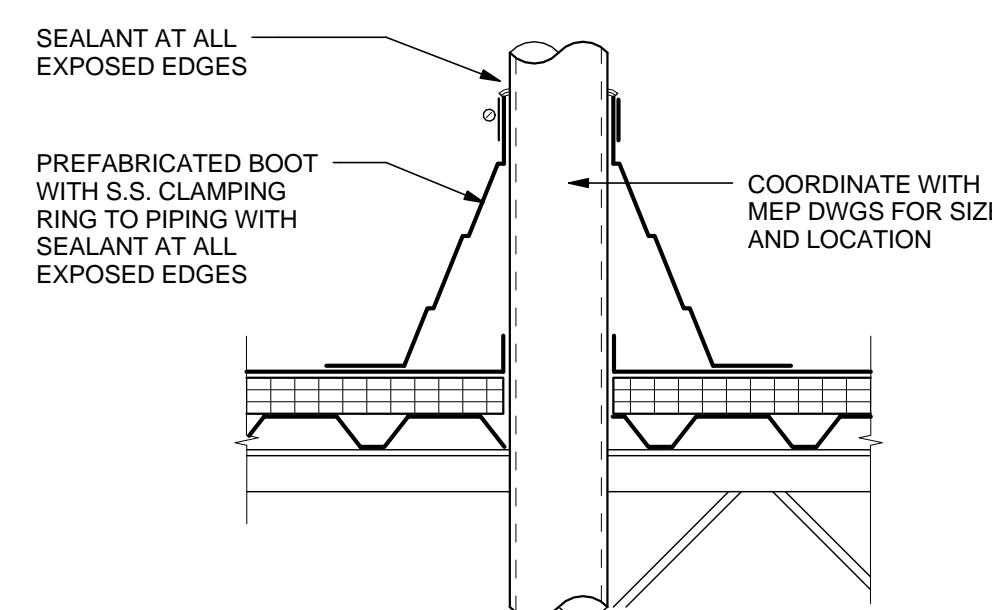
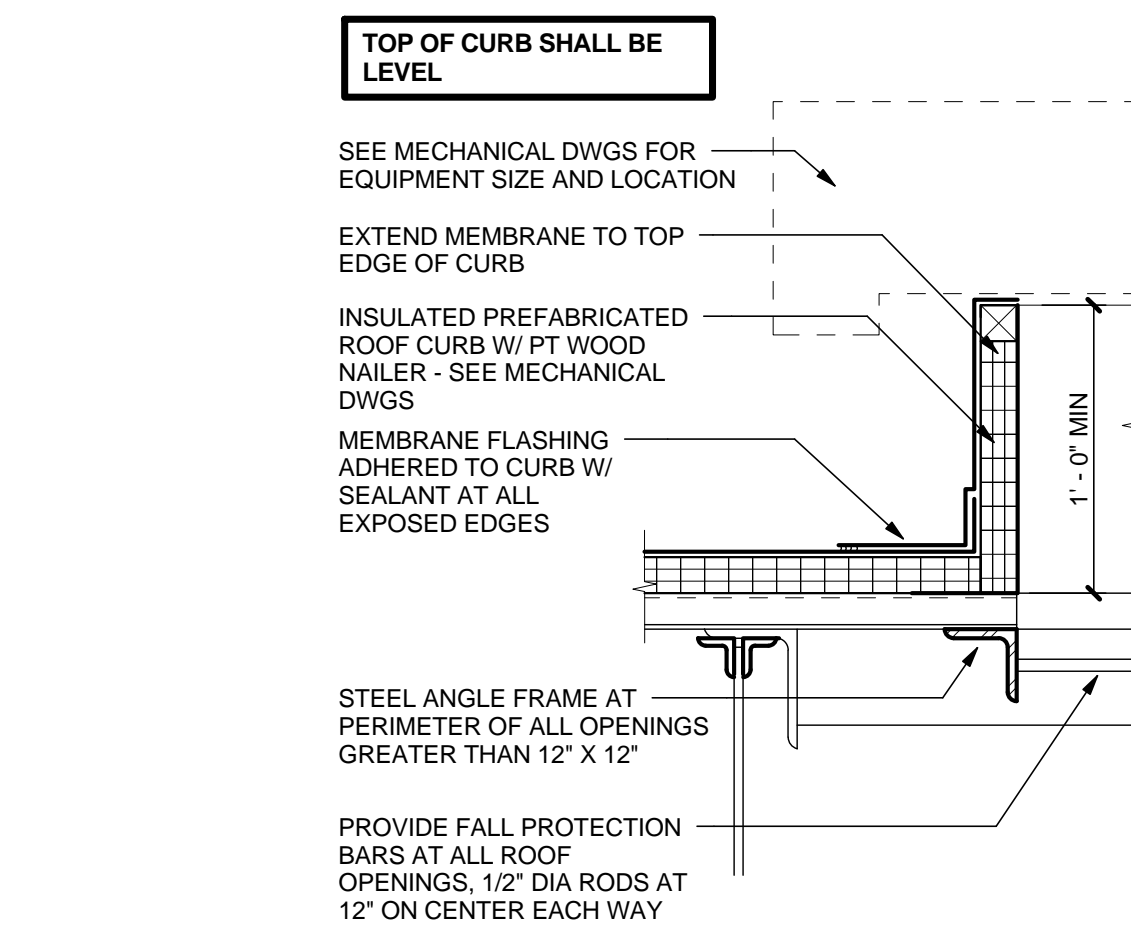
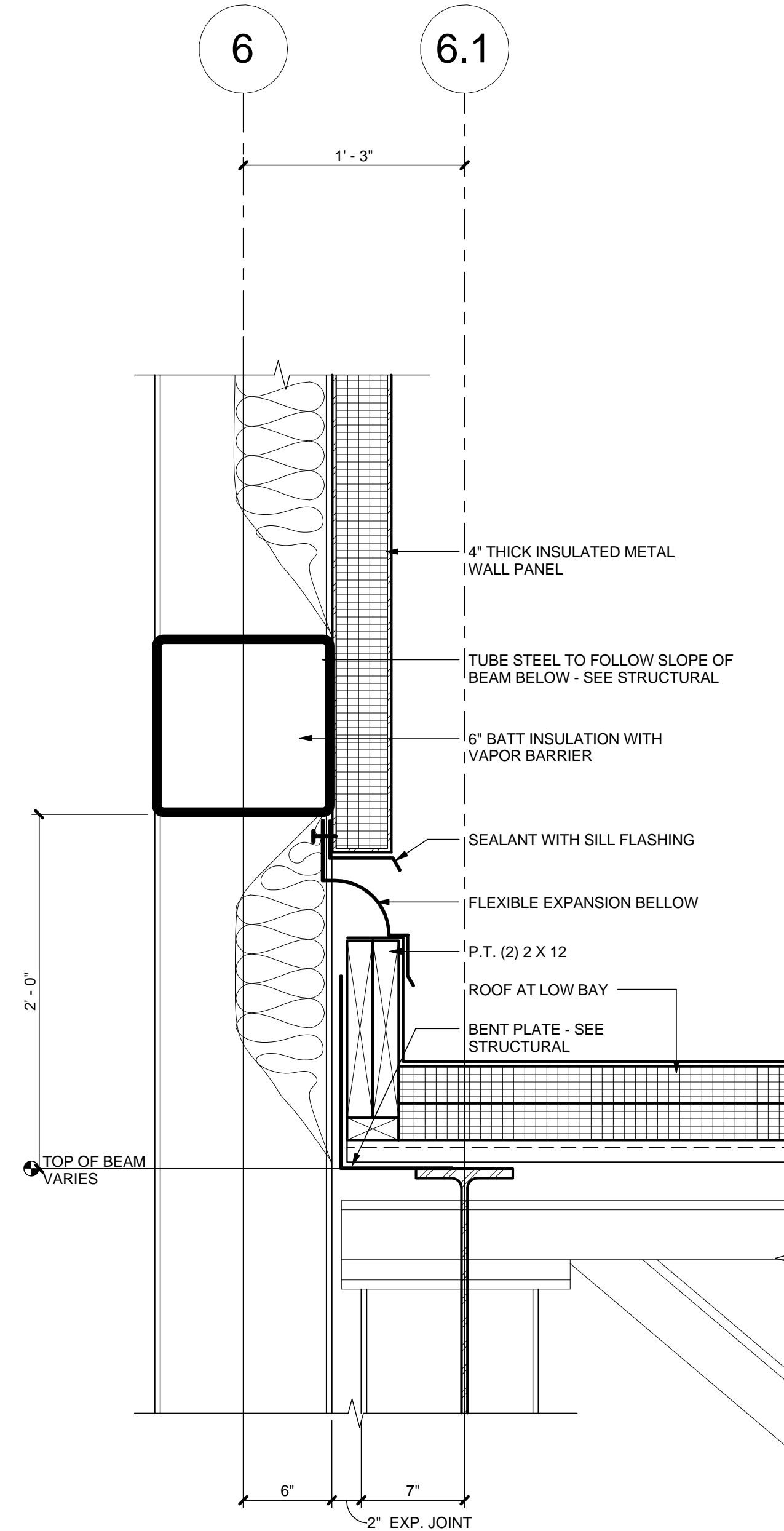
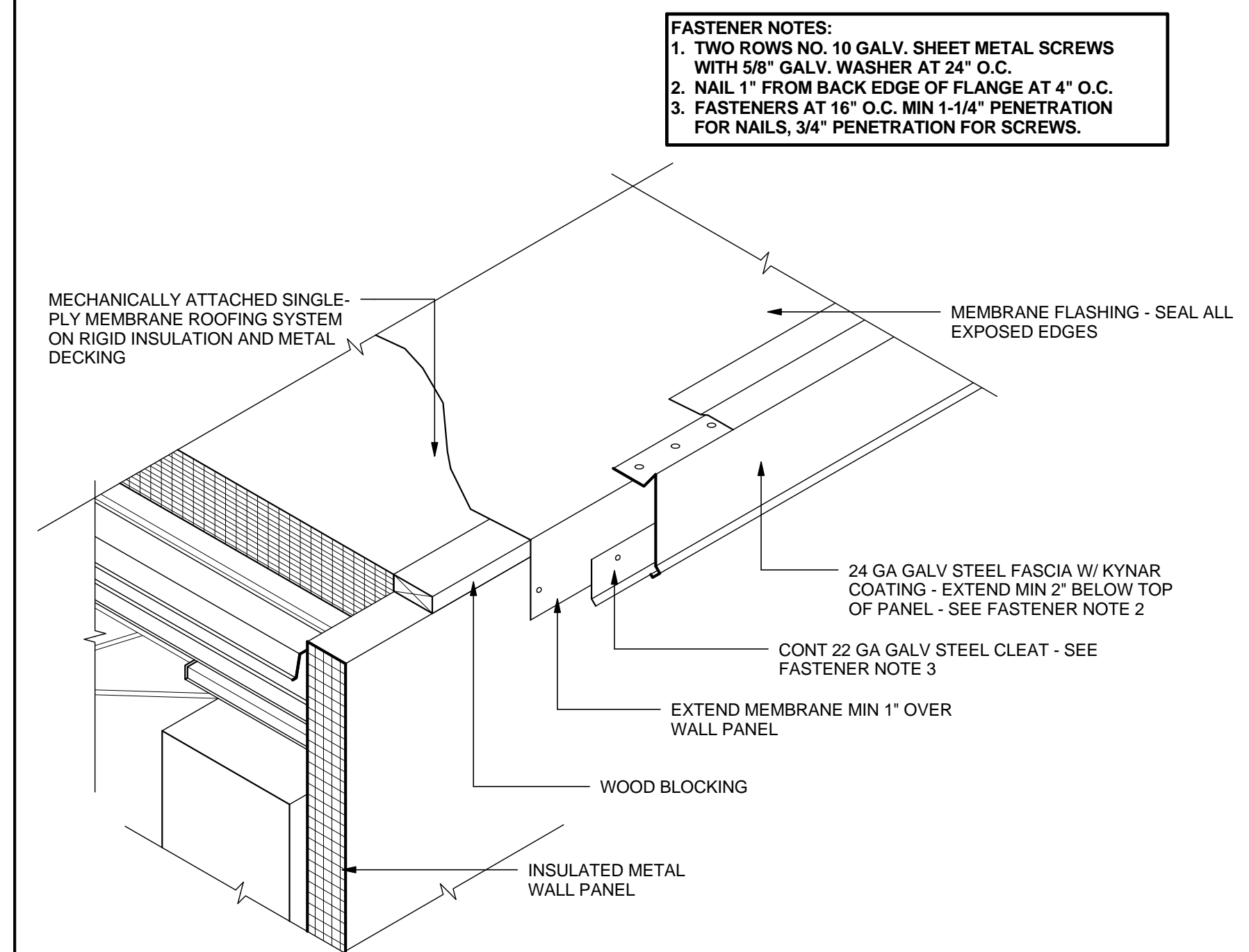
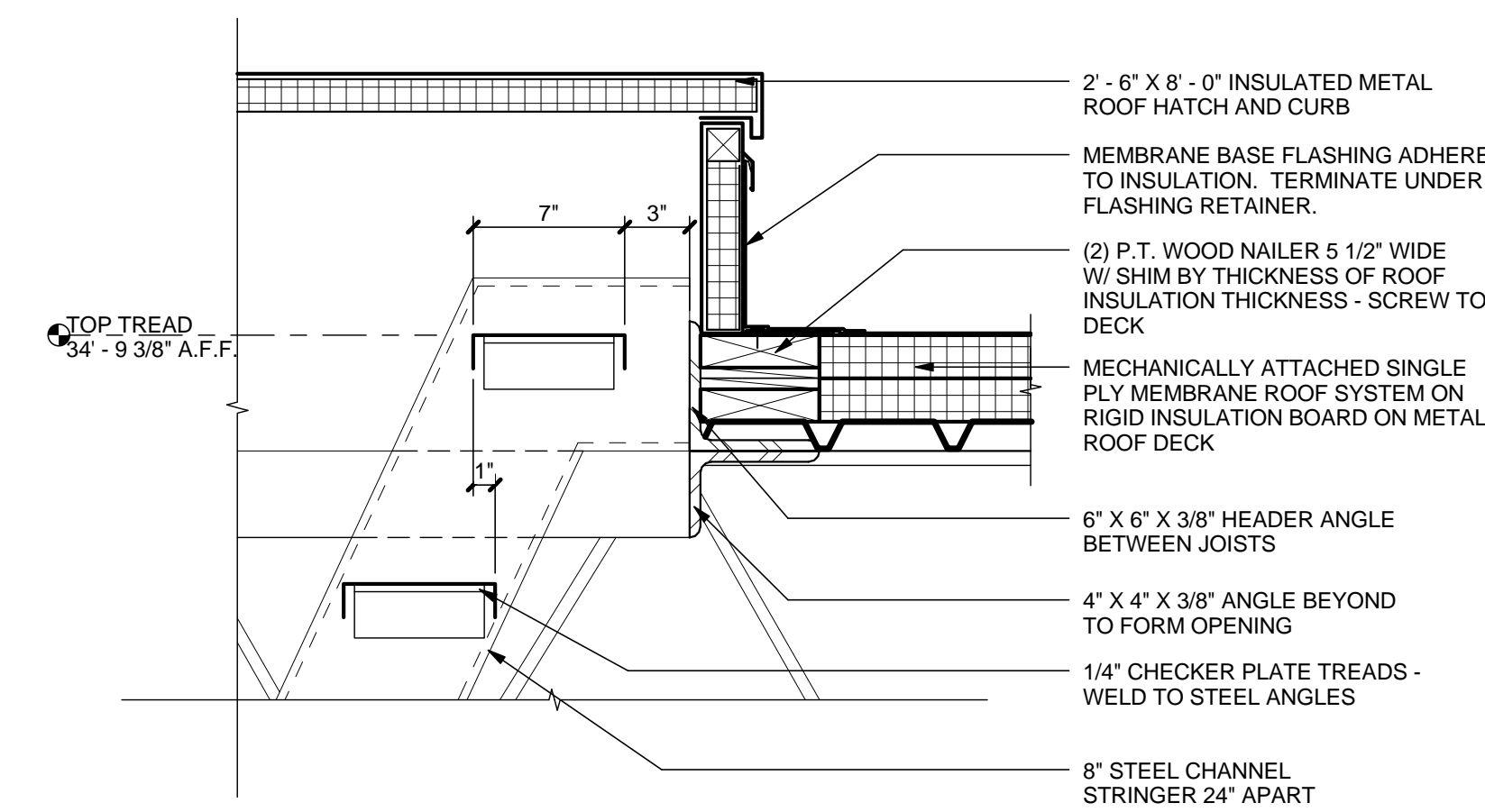
SHEET TITLE

ENLARGED ROOF AND REFLECTED CEILING PLANS

SHEET NUMBER

A-213

FOR CONSTRUCTION



**MACGREGOR
ASSOCIATES
ARCHITECTS**

839 Paces Ferry Road, Suite 500
Atlanta, Georgia 30339
T 770.432.9400 F 770.432.9934

REAL



7/31/13

CONSULTANT

PRINT RECORD

NUMBER	DATE	DESCRIPTION
	07/31/13	ISSUE FOR BID / PERMIT

[illegible]

PROJECT INFORMATION

HomeGoods

DISTRIBUTION
CENTER

25 LOGISTICS CENTER PARKWAY
JEFFERSON, GEORGIA 30549

Be
HomeGoods
Happy®

THIS DRAWING, AS AN INSTRUMENT OF SERVICE,
IS AND SHALL REMAIN THE PROPERTY OF THE
DESIGN PROFESSIONAL AND SHALL NOT BE
REPRODUCED, PUBLISHED OR USED IN ANY WAY
WITHOUT THE PERMISSION OF THE DESIGN
PROFESSIONAL.

THE CONTRACTOR SHALL VERIFY ALL DIMENSIONS AND EXISTING CONDITIONS AT THE SITE BEFORE PROCEEDING WITH EACH PHASE OF HIS WORK.

DATE	PROJECT NO
------	------------

07/31/13

2013-018

SHEET TITLE

ROOF DETAILS

SHEET NUMBER

A-214

FOR CONSTRUCTION



MACGREGOR
ASSOCIATES
ARCHITECTS

2839 Paces Ferry Road, Suite 500
Atlanta, Georgia 30339
T 770.432.9400 F 770.432.9934

SEAL



CONSULTANT

PRINT RECORD

NUMBER	DATE	DESCRIPTION
07/31/13	07/31/13	ISSUE FOR BID / PERMIT

PROJECT INFORMATION

HomeGoods
DISTRIBUTION
CENTER

125 LOGISTICS CENTER PARKWAY
JEFFERSON, GEORGIA 30549



THIS DRAWING, AS AN INSTRUMENT OF SERVICE, IS AND SHALL REMAIN THE PROPERTY OF THE DESIGN PROFESSIONAL AND SHALL NOT BE REPRODUCED, PUBLISHED OR USED IN ANY WAY WITHOUT THE PERMISSION OF THE DESIGN PROFESSIONAL.

THE CONTRACTOR SHALL VERIFY ALL DIMENSIONS AND EXISTING CONDITIONS AT THE SITE BEFORE PROCEEDING WITH EACH PHASE OF HIS WORK.

©Macgregor Associates Architects, Inc. - 1987-2013

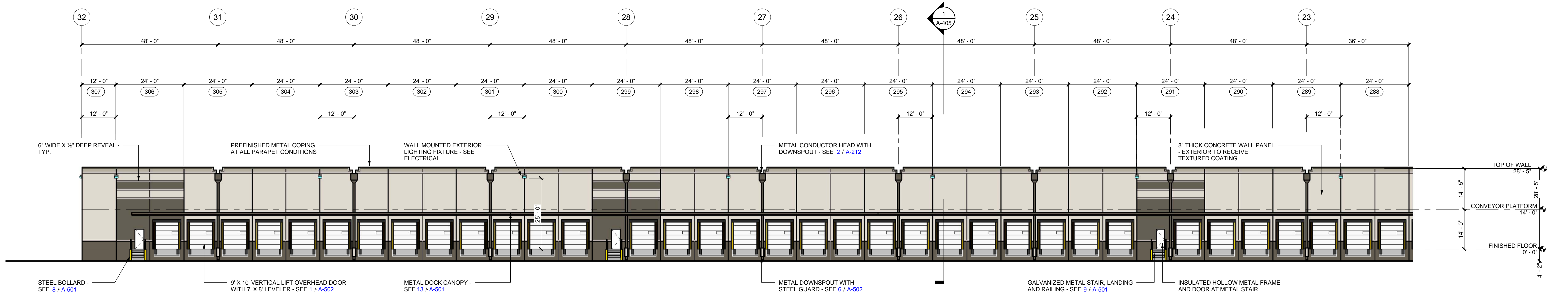
DATE	PROJECT NO
07/31/13	2013-018

SHEET TITLE
**EXTERIOR
BUILDING
ELEVATIONS**

SHEET NUMBER

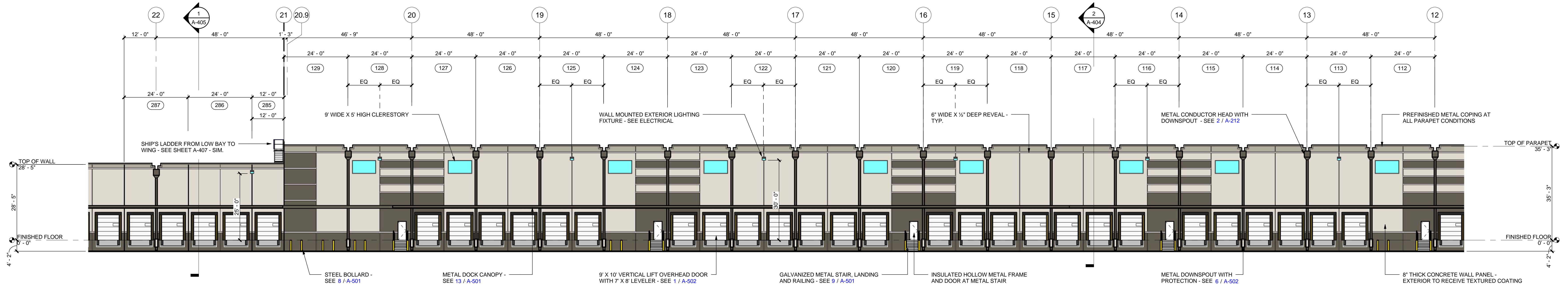
A-301

FOR CONSTRUCTION



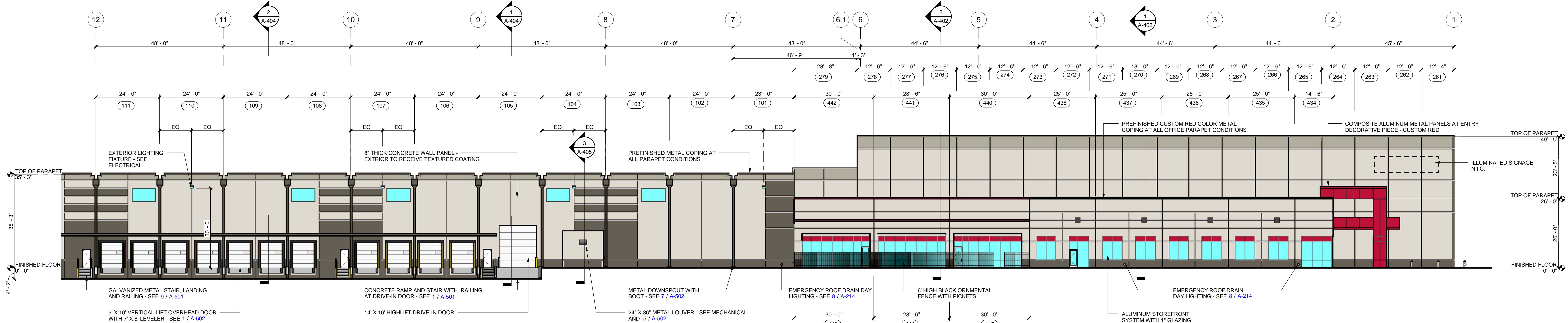
3 PARTIAL SOUTH BUILDING ELEVATION

1/16" = 1'-0"



2 PARTIAL SOUTH BUILDING ELEVATION

1/16" = 1'-0"

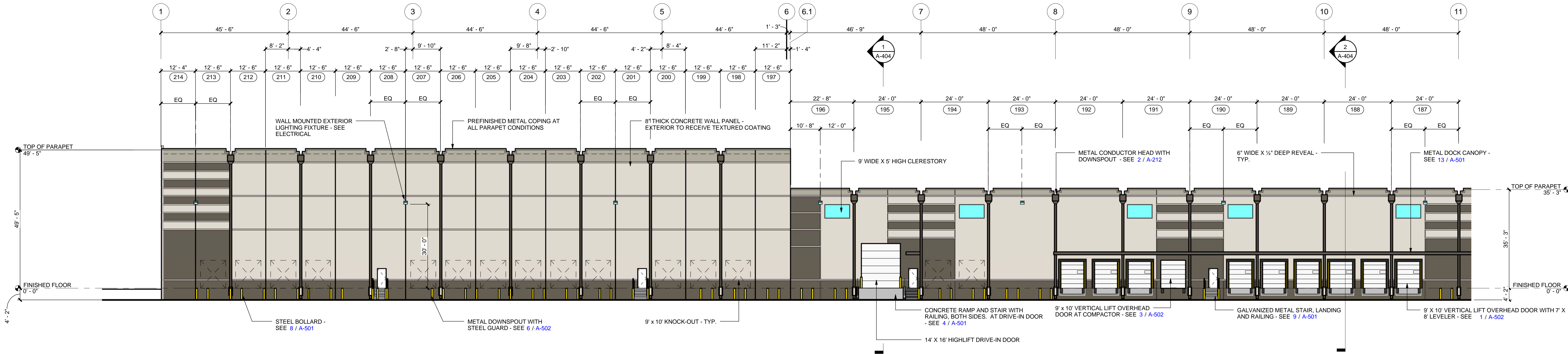


1 PARTIAL SOUTH BUILDING ELEVATION

1/16" = 1'-0"

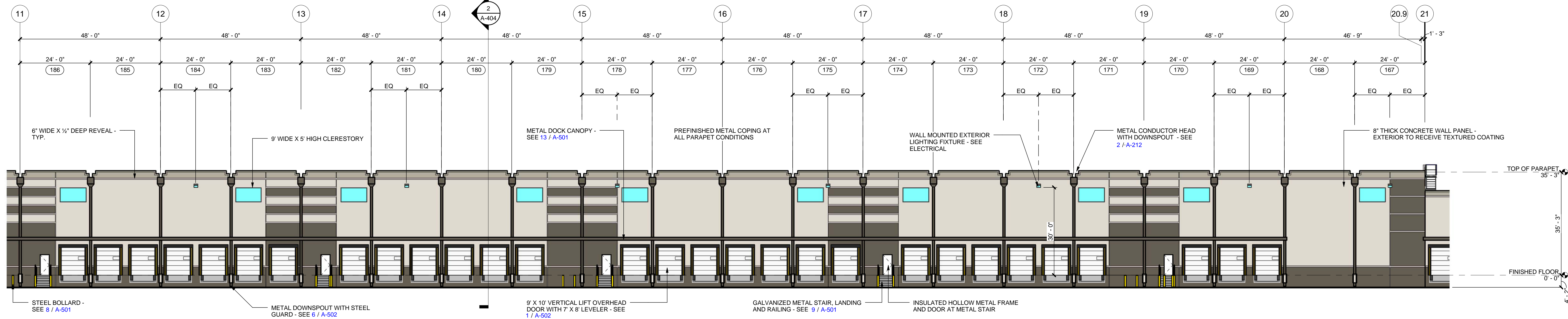
8/1/2013 6:13:24 AM

8/1/2013 6:15:20 AM



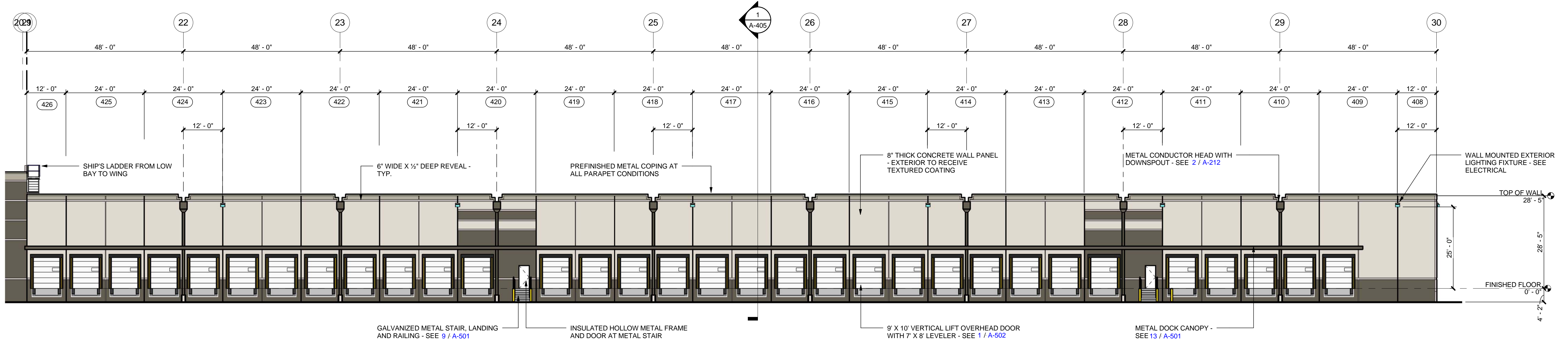
4 PARTIAL NORTH BUILDING ELEVATION

1/16" = 1'-0"



3 PARTIAL NORTH BUILDING ELEVATION

1/16" = 1'-0"



1 PARTIAL NORTH BUILDING ELEVATION

1/16" = 1'-0"



MACGREGOR
ASSOCIATES
ARCHITECTS

2839 Paces Ferry Road, Suite 500
Atlanta, Georgia 30339
T 770.432.9400 F 770.432.9934

SEAL



CONSULTANT

PRINT RECORD

NUMBER	DATE	DESCRIPTION
07/31/13	07/31/13	ISSUE FOR BID / PERMIT

PROJECT INFORMATION

HomeGoods
DISTRIBUTION
CENTER

125 LOGISTICS CENTER PARKWAY
JEFFERSON, GEORGIA 30549



THIS DRAWING, AS AN INSTRUMENT OF SERVICE,
IS AND SHALL REMAIN THE PROPERTY OF THE
DESIGN PROFESSIONAL AND SHALL NOT BE
REPRODUCED, PUBLISHED OR USED IN ANY WAY
WITHOUT THE PERMISSION OF THE DESIGN
PROFESSIONAL.

THE CONTRACTOR SHALL VERIFY ALL DIMENSIONS
AND EXISTING CONDITIONS AT THE SITE BEFORE
PROCEEDING WITH EACH PHASE OF HIS WORK.
© MacGregor Associates Architects, Inc. - 1987-2013

DATE	PROJECT NO
07/31/13	2013-018

SHEET TITLE

**EXTERIOR
BUILDING
ELEVATIONS**

SHEET NUMBER

A-302

FOR CONSTRUCTION



**339 Paces Ferry Road, Suite 500
Atlanta, Georgia 30339
770.432.9400 F 770.432.9934**



7/31/13

CONSULTANT

INT RECORD

BER	DATE	DESCRIPTION
	07/31/13	ISSUE FOR BID / PERMIT

OBJECT INFORMATION

HomeGoods
DISTRIBUTION
CENTER

25 LOGISTICS CENTER PARKWAY
JEFFERSON, GEORGIA 30549



HE CONTRACTOR SHALL VERIFY ALL DIMENSIONS AND EXISTING CONDITIONS AT THE SITE BEFORE PROCEEDING WITH EACH PHASE OF HIS WORK.

DATE	PROJECT NO
07/31/13	2013-01

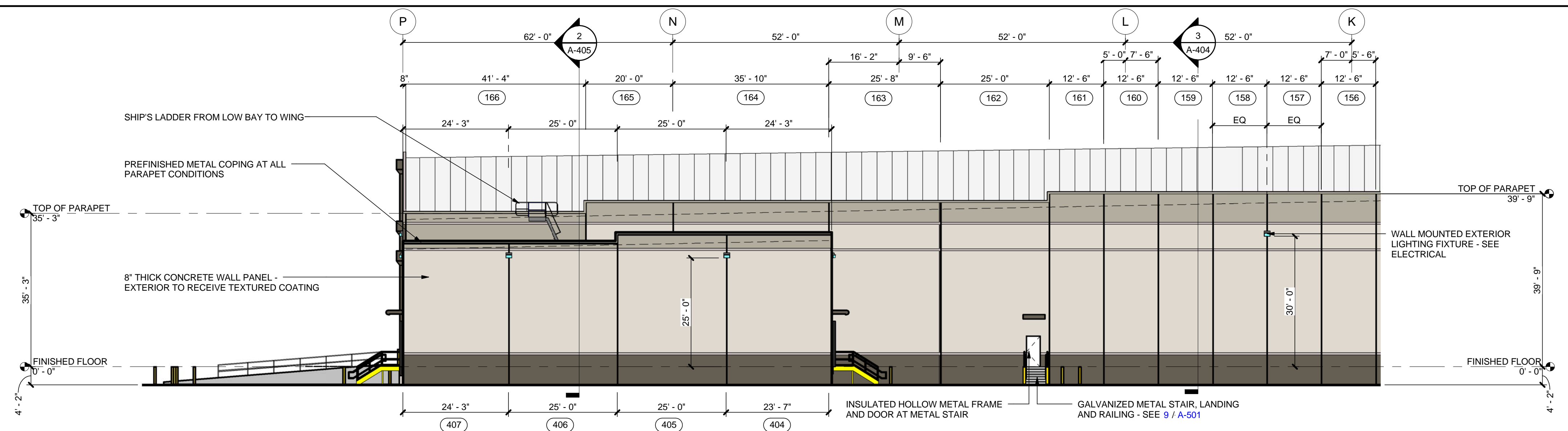
EET TITLE

EXTERIOR BUILDING ELEVATIONS

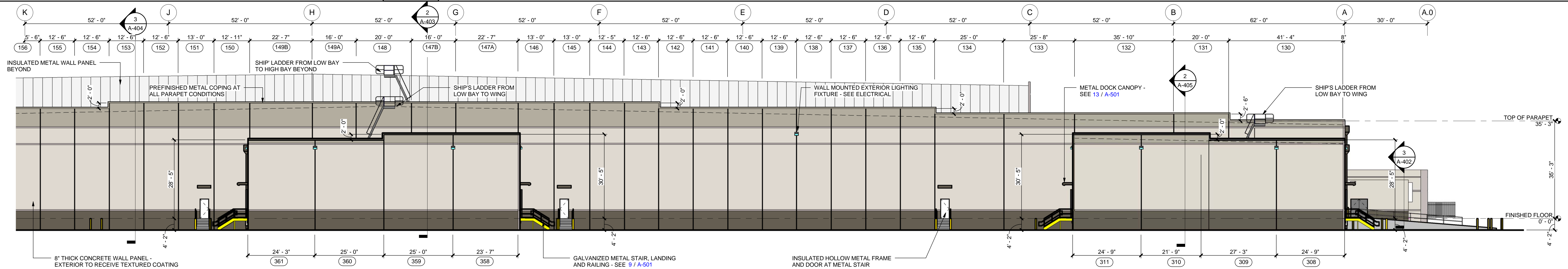
EET NUMBER

A-303

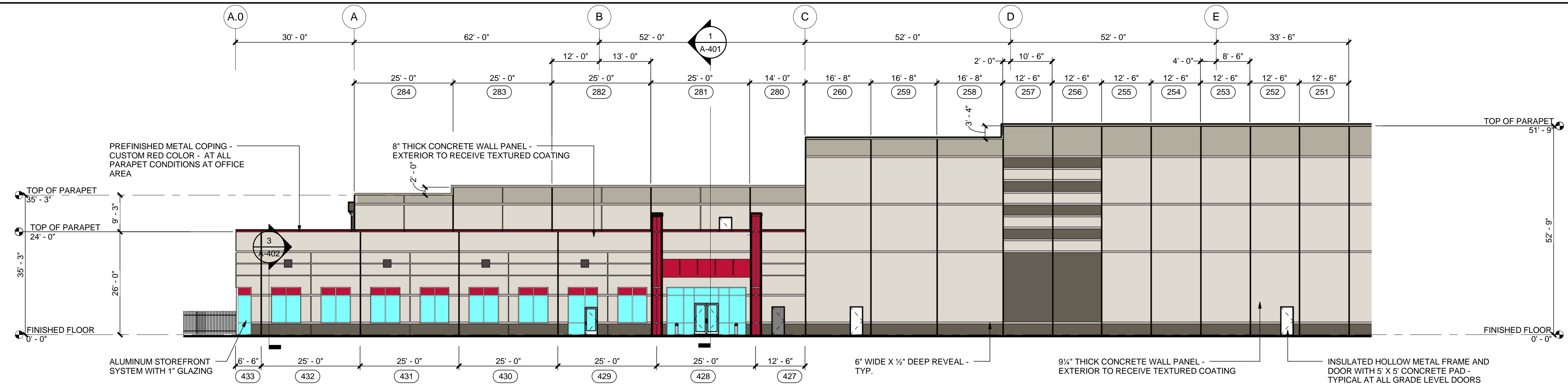
FOR CONSTRUCTION



4 PARTIAL WEST BUILDING ELEVATION

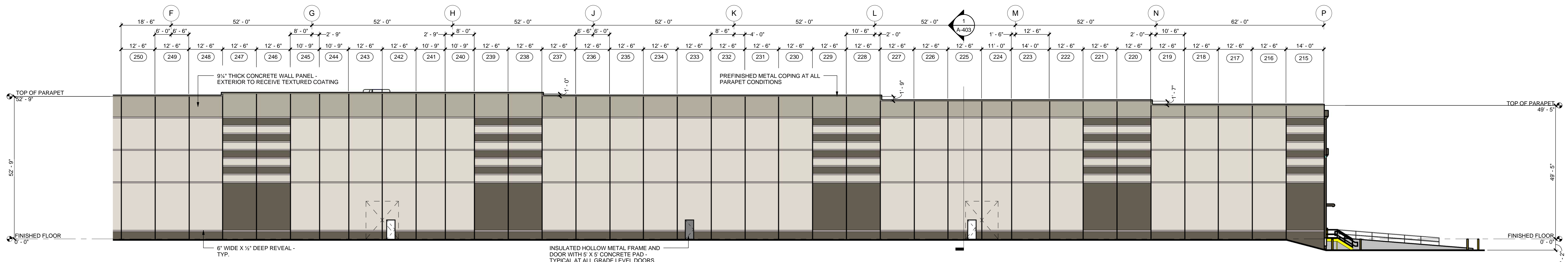
$$1/16'' = 1'-0''$$


3 PARTIAL WEST BUILDING ELEVATION

$$1/16'' = 1'-0''$$


2	PARTIAL EAST BUILDING ELEVATION
---	---------------------------------

1/16" = 1'-0"



1	PARTIAL EAST BUILDING ELEVATION
---	---------------------------------

1/16" = 1'-0"

4/4/2013 5:39:18 AM



839 Paces Ferry Road, Suite 500
Atlanta, Georgia 30339
T 770.432.9400 F 770.432.9934

AL



31/13

CONSULTANT

INT RECORD

BER	DATE	DESCRIPTION
	07/31/13	ISSUE FOR BID / PERMIT

PROJECT INFORMATION

HomeGoods

DISTRIBUTION
CENTER

5 LOGISTICS CENTER PARKWAY
JEFFERSON, GEORGIA 30549

Be
HomeGoods
Happy®

THIS DRAWING, AS AN INSTRUMENT OF SERVICE,
AND SHALL REMAIN THE PROPERTY OF THE
DESIGN PROFESSIONAL AND SHALL NOT BE
REPRODUCED, PUBLISHED OR USED IN ANY WAY
WITHOUT THE PERMISSION OF THE DESIGN
PROFESSIONAL.

DATE	PROJECT NO
07/31/13	2013-018

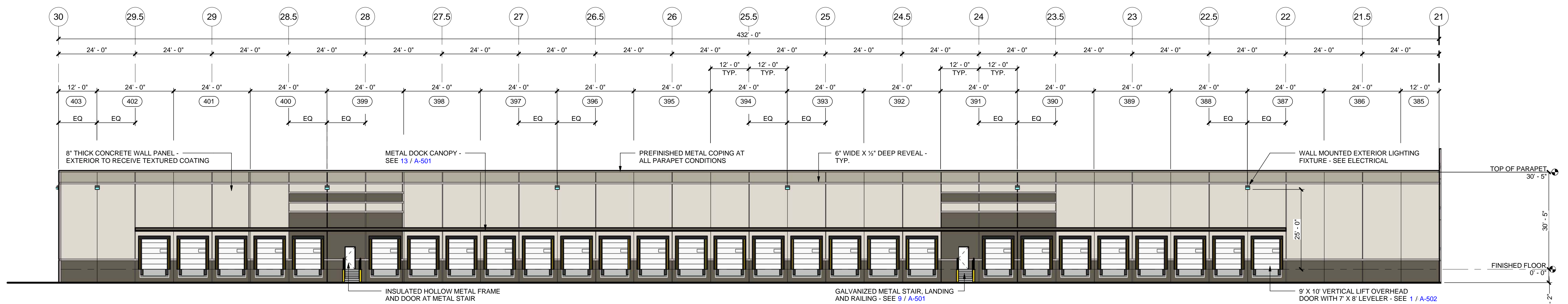
EET TITLE

EXTERIOR BUILDING ELEVATIONS

EET NUMBER

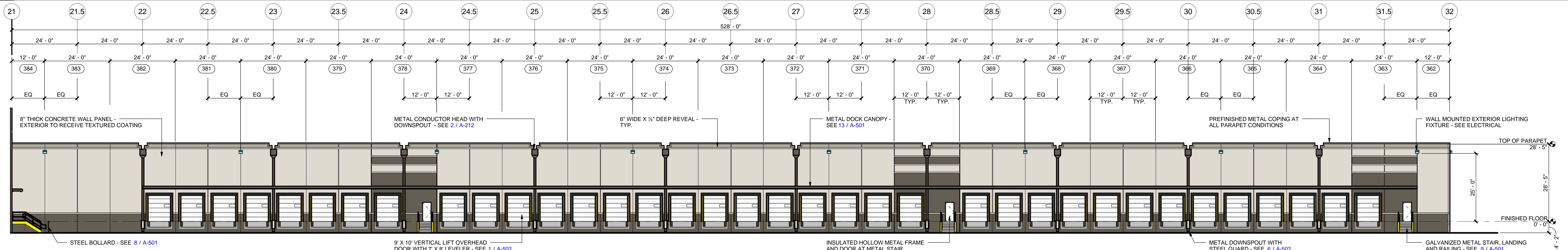
A-304

FOR CONSTRUCTION



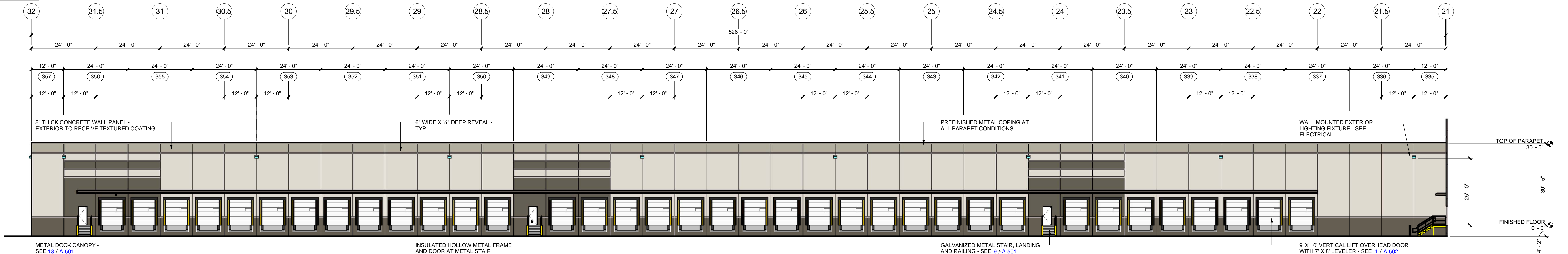
4 SOUTH BUILDING ELEVATION AT SHIPPING WING ON GRID M.3

1/16" = 1'-0"



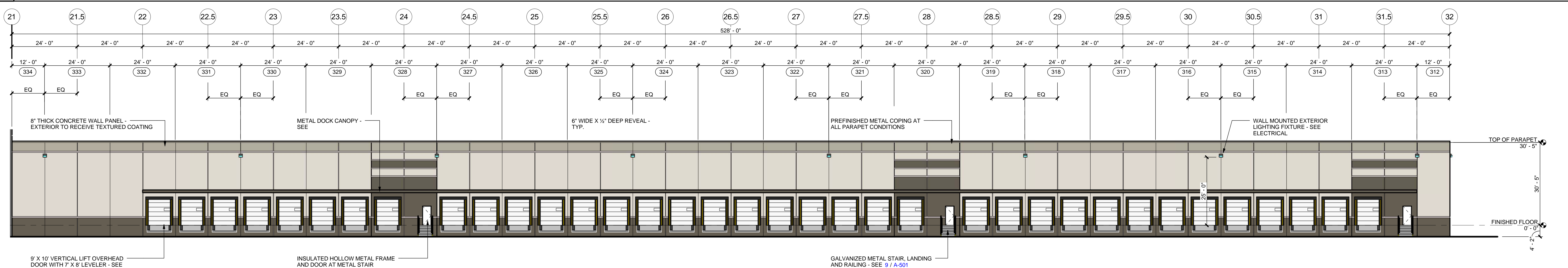
3	NORTH BUILDING ELEVATION AT SHIPPING WING ON GRID H.5
---	---

1/16" = 1'-0"



2	SOUTH BUILDING ELEVATION AT SHIPPING WING ON GRID F.6
---	---

1/16" = 1'-0"



1	NORTH BUILDING ELEVATION AT SHIPPING WING ON GRID B.6
---	---

$$1/16'' = 1'-0''$$

4/1/2013 5:40:08 AM



MACGREGOR
ASSOCIATES
ARCHITECTS

2839 Paces Ferry Road, Suite 500
Atlanta, Georgia 30339
T 770.432.9400 F 770.432.9934

SEAL



07/31/13

CONSULTANT

PRINT RECORD

NUMBER	DATE	DESCRIPTION
07/31/13	ISSUE FOR BID / PERMIT	

PROJECT INFORMATION

HomeGoods
DISTRIBUTION
CENTER

125 LOGISTICS CENTER PARKWAY
JEFFERSON, GEORGIA 30549

Be
HomeGoods
Happy

THIS DRAWING, AS AN INSTRUMENT OF SERVICE,
IS AND SHALL REMAIN THE PROPERTY OF THE
DESIGN PROFESSIONAL AND SHALL NOT BE
REPRODUCED, PUBLISHED OR USED IN ANY WAY
WITHOUT THE PERMISSION OF THE DESIGN
PROFESSIONAL.

THE CONTRACTOR SHALL VERIFY ALL DIMENSIONS
AND EXISTING CONDITIONS AT THE SITE BEFORE
PROCEEDING WITH EACH PHASE OF HIS WORK.
© MacGregor Associates Architects, Inc. - 1987-2013

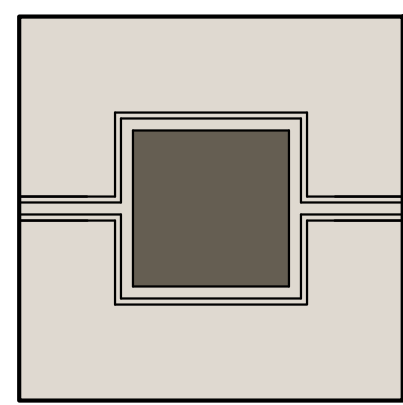
DATE	PROJECT NO
07/31/13	2013-018

SHEET TITLE
**PAINT SCHEME
- DETAILS,
ELEVATIONS
AND SCHEDULE**

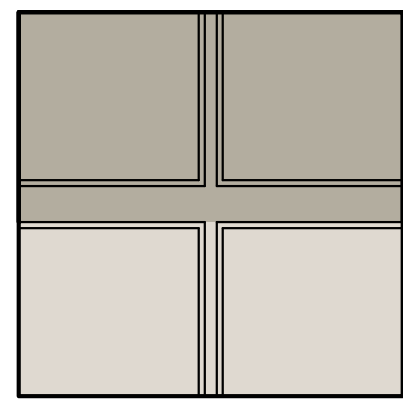
SHEET NUMBER

A-305


FOR CONSTRUCTION




1




2




3




4




5




6




P-1 7570 EGRET WHITE



P-2 SW 7504 MUDDLED BASIL



P-3 SW 7644 GATEWAY GRAY



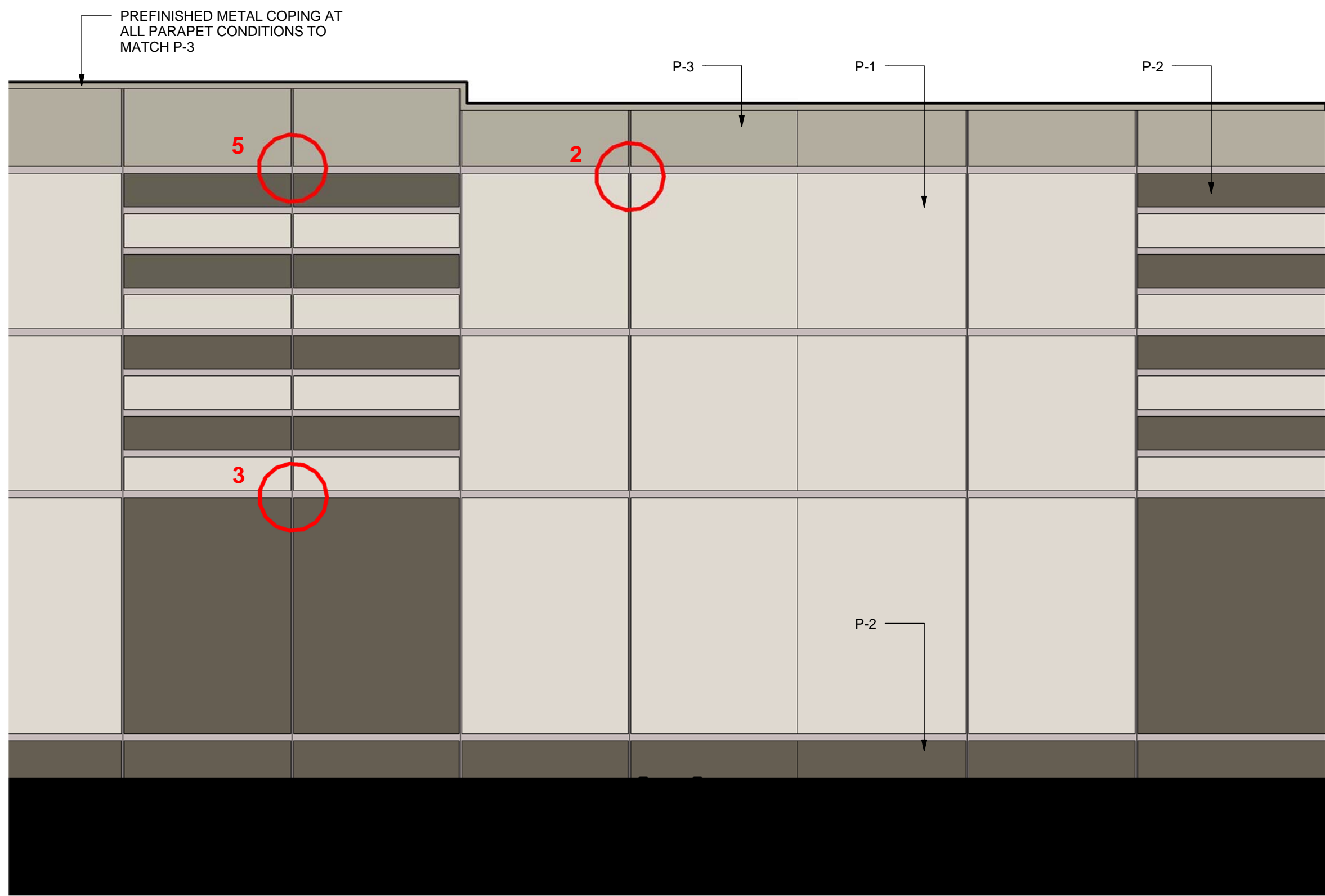
P-4 PANTONE 193C

METAL COPING
METAL COPING AT MAIN OFFICE
HOLLOW METAL DOORS
METAL ROOF ACCESS LADDERS, PLATFORMS AND CAGES
METAL ENTRANCE CANOPY
DOCK CANOPY
METAL CONDUCT HEAD AND DOWNSPOUT
STEEL DOWNSPOUT GUARD

COLOR TO MATCH P-3
COLOR TO MATCH P-4
COLOR TO MATCH P-2
COLOR TO MATCH P-2
COLOR TO MATCH P-4
COLOR TO MATCH P-1
COLOR TO MATCH P-2
COLOR TO MATCH P-1

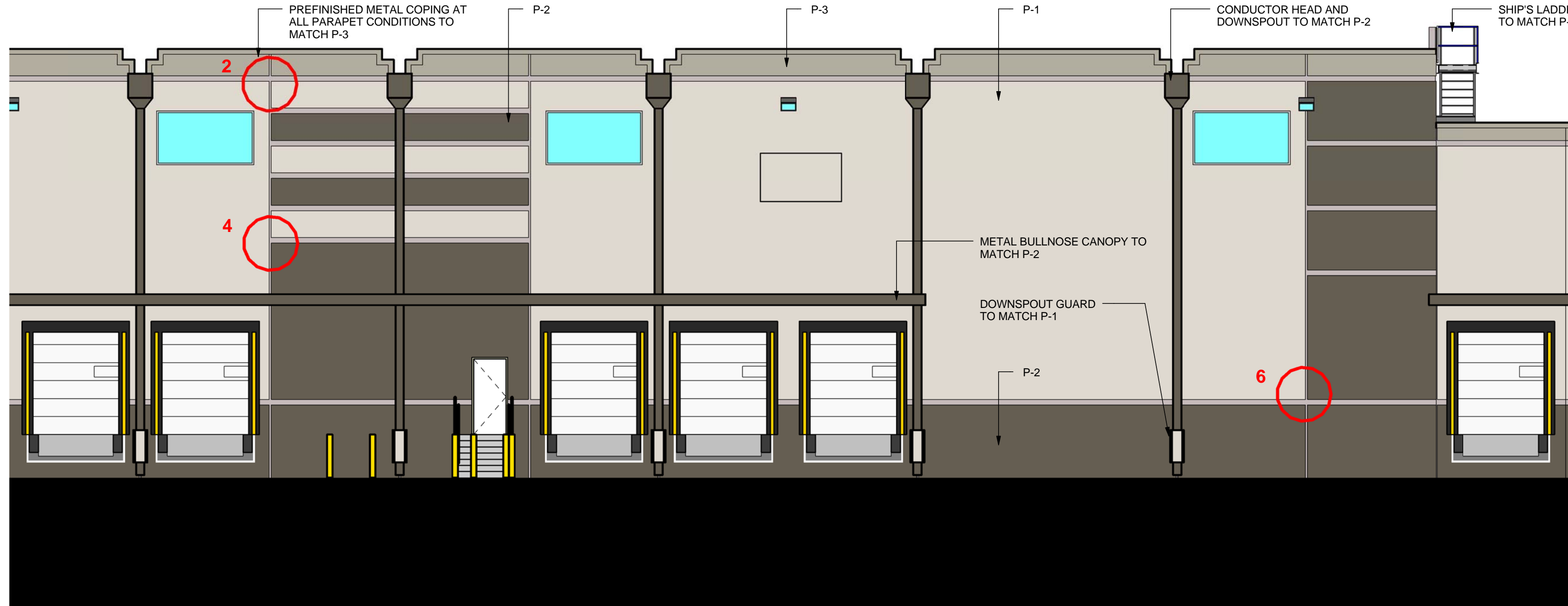
5 COLOR SCHEDULE AND DETAILS

1/2" = 1'-0"



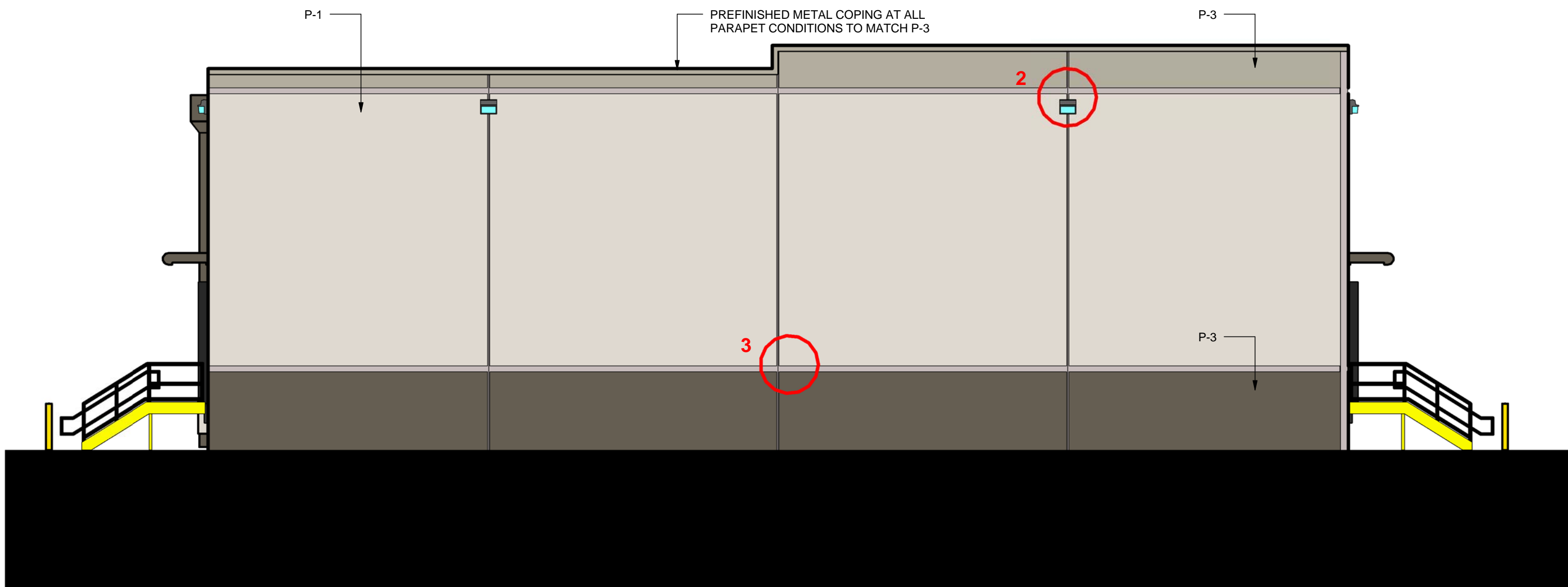
4 PAINT SCHEME - PARTIAL EAST ELEVATION - HIGH BAY

1/8" = 1'-0"



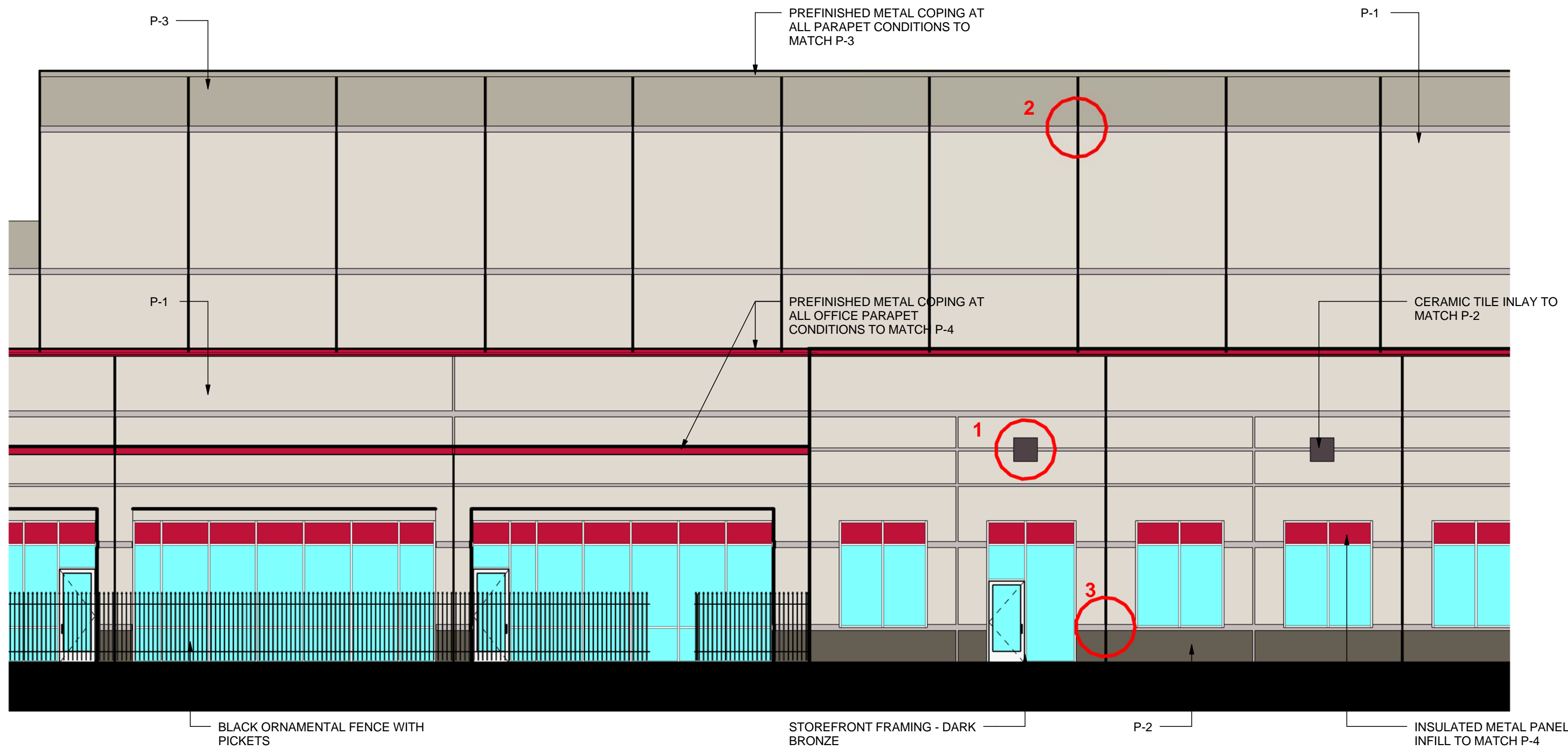
3 PAINT SCHEME - PARTIAL NORTH/SOUTH ELEVATION - RECEIVING

1/8" = 1'-0"



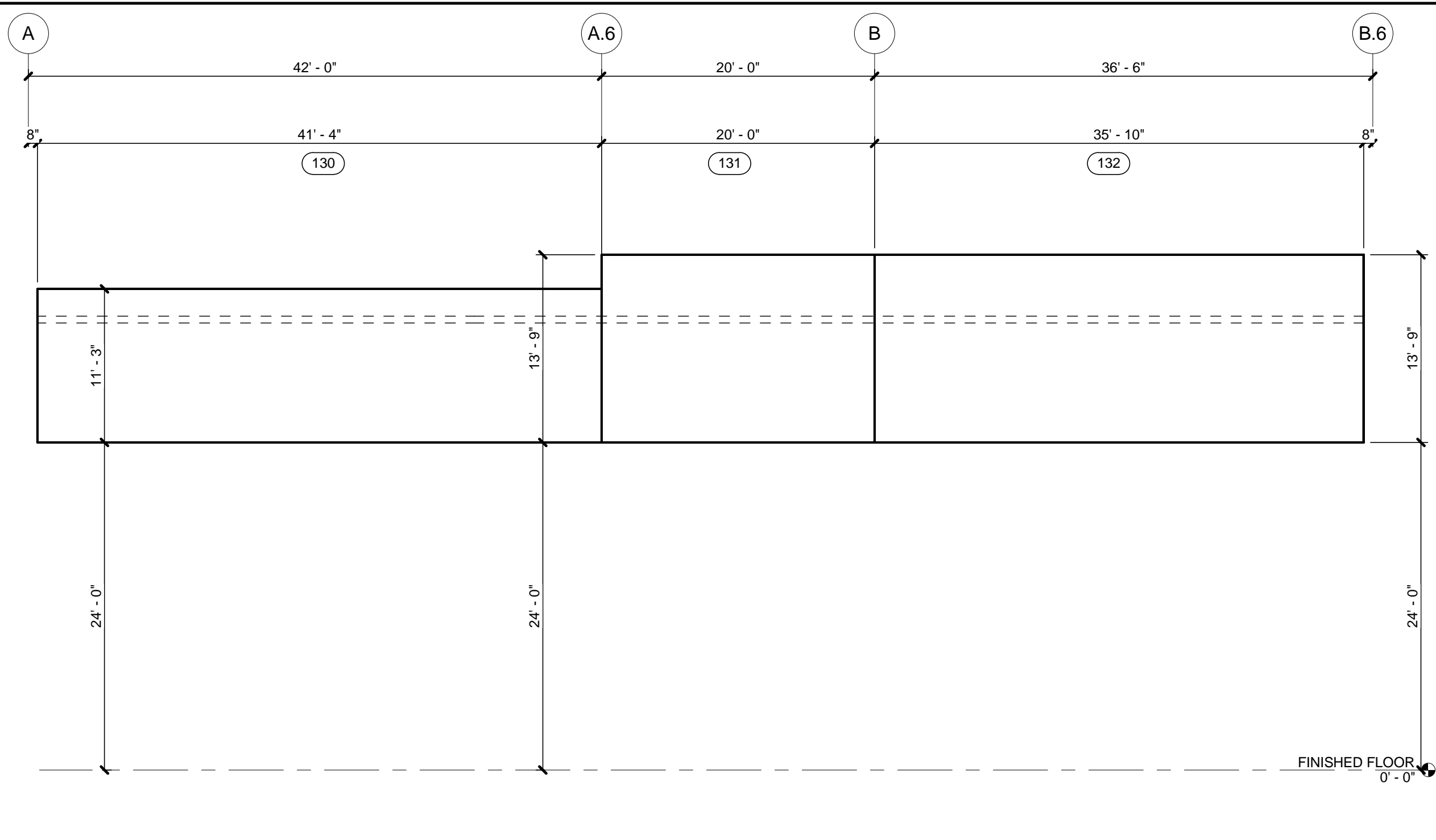
2 PAINT SCHEME - PARTIAL WEST ELEVATION - SHIPPING

1/8" = 1'-0"

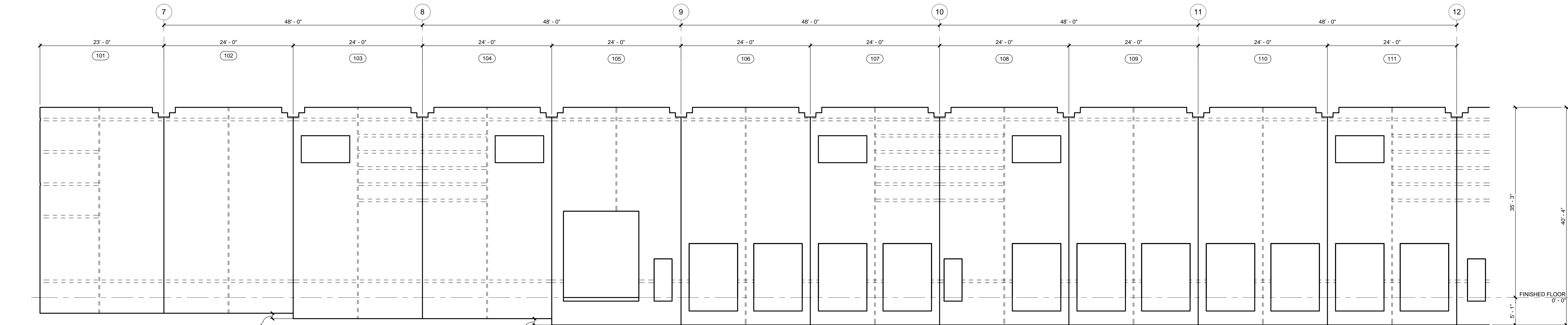


1 COLOR SCHEME - SOUTH MAIN ENTRANCE OFFICE ELEVATION

1/8" = 1'-0"



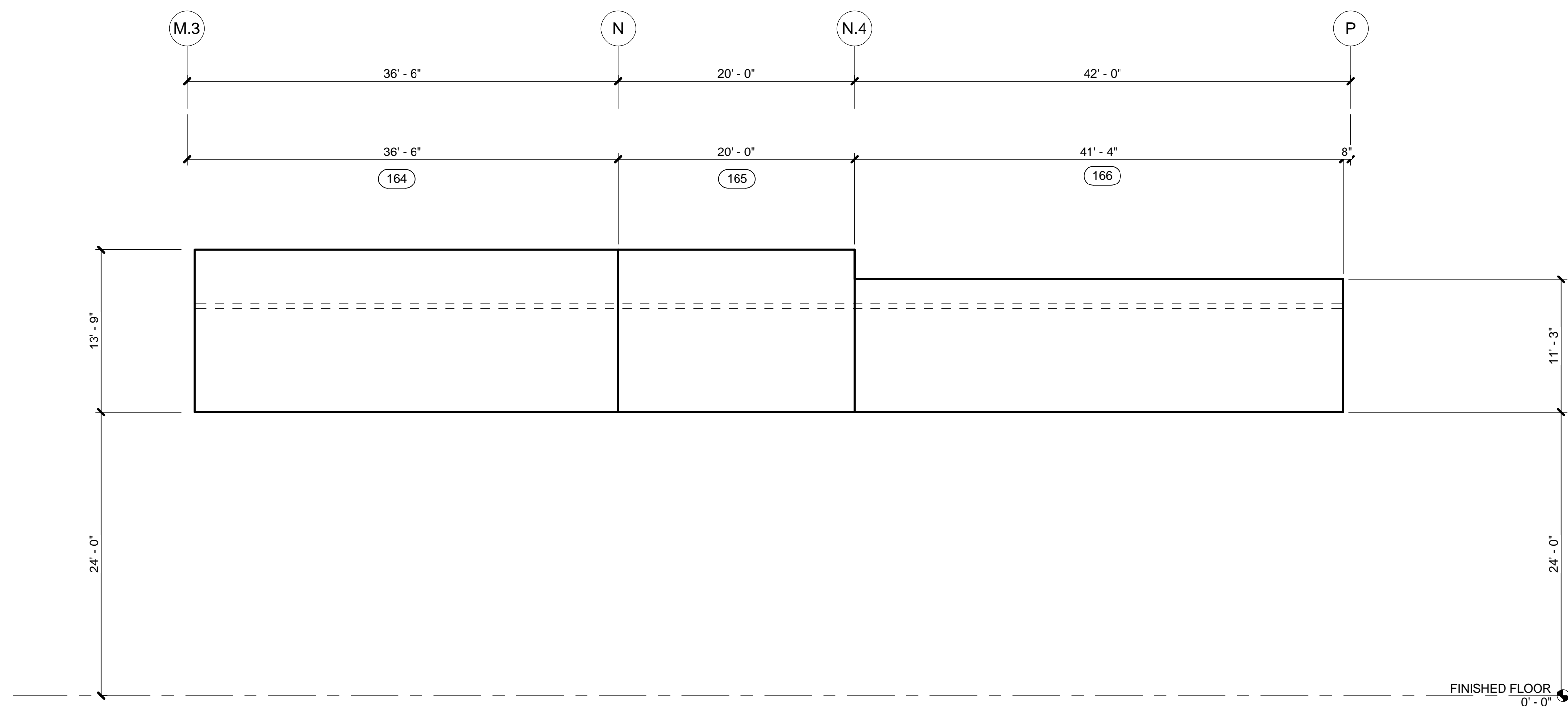
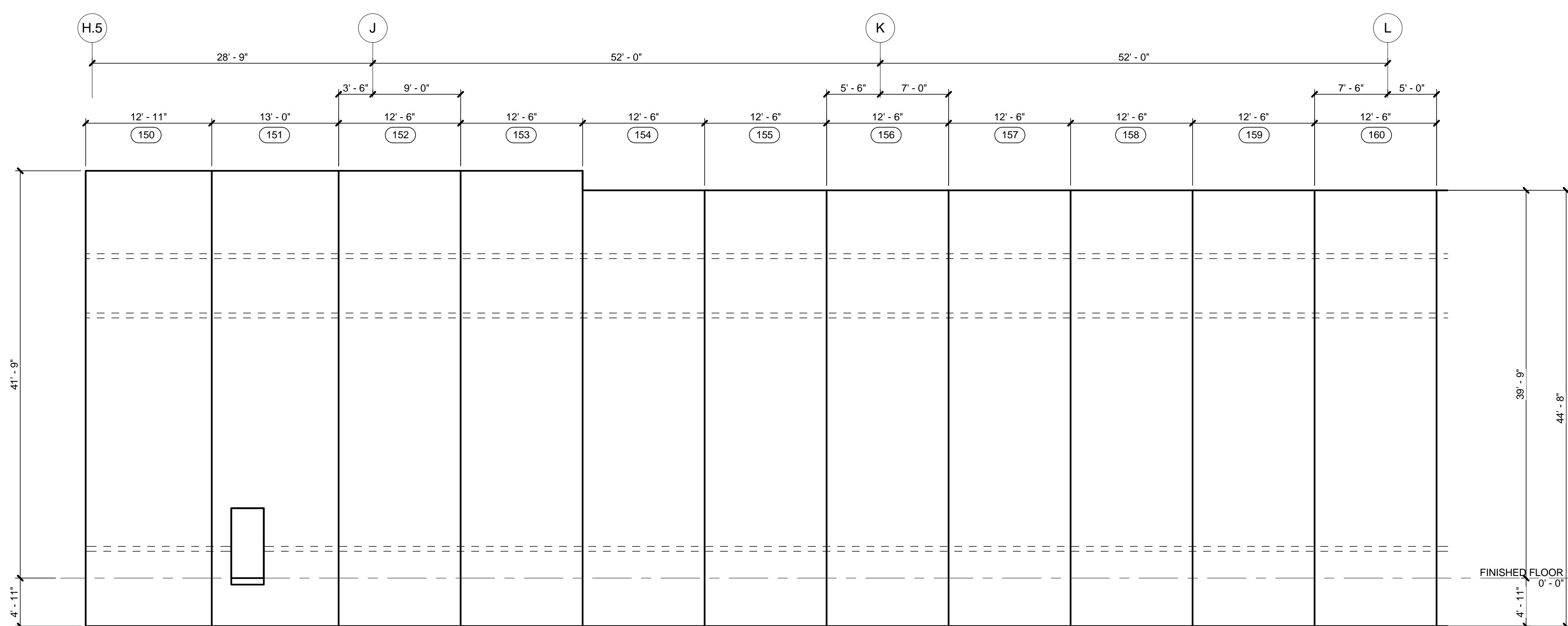
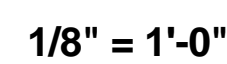
WEST SPANDREL PANELS (130 - 132)

$$1/8'' = 1'-0''$$


1/8" = 1'-0"

1/8" = 1'-0"




$$1/8'' = 1'-0''$$

$$1/8'' = 1'-0''$$


8/1/2013 5:42:36 AM



MACGREGOR
ASSOCIATES
ARCHITECTS

2839 Paces Ferry Road, Suite 500
Atlanta, Georgia 30339
T 770.432.9400 F 770.432.9934

SEAL



07/31/13

CONSULTANT

PRINT RECORD

NUMBER	DATE	DESCRIPTION
--------	------	-------------

07/31/13	ISSUE FOR BID / PERMIT
----------	------------------------

PROJECT INFORMATION

HomeGoods
DISTRIBUTION
CENTER

125 LOGISTICS CENTER PARKWAY
JEFFERSON, GEORGIA 30549

Be
HomeGoods
Happy

THIS DRAWING, AS AN INSTRUMENT OF SERVICE,
IS AND SHALL REMAIN THE PROPERTY OF THE
DESIGN PROFESSIONAL AND SHALL NOT BE
REPRODUCED, PUBLISHED OR USED IN ANY WAY
WITHOUT THE PERMISSION OF THE DESIGN
PROFESSIONAL.

THE CONTRACTOR SHALL VERIFY ALL DIMENSIONS
AND EXISTING CONDITIONS AT THE SITE BEFORE
PROCEEDING WITH EACH PHASE OF HIS WORK.
© MacGregor Associates Architects, Inc. - 1987-2013

DATE	PROJECT NO
07/31/13	2013-018

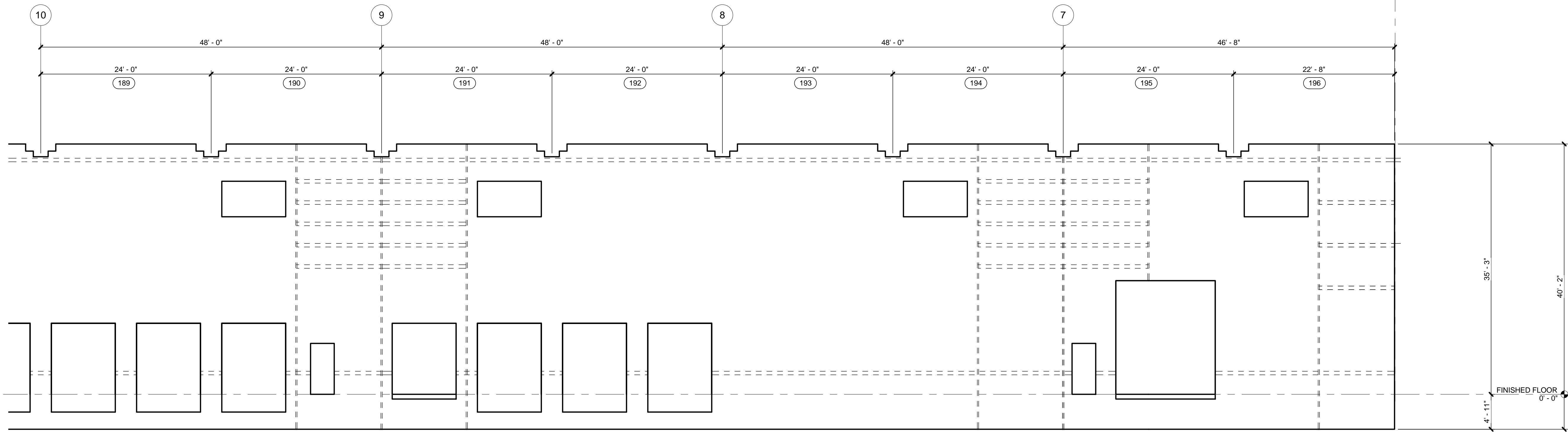
SHEET TITLE

**PANEL
ELEVATIONS
(167 - 196)**

SHEET NUMBER

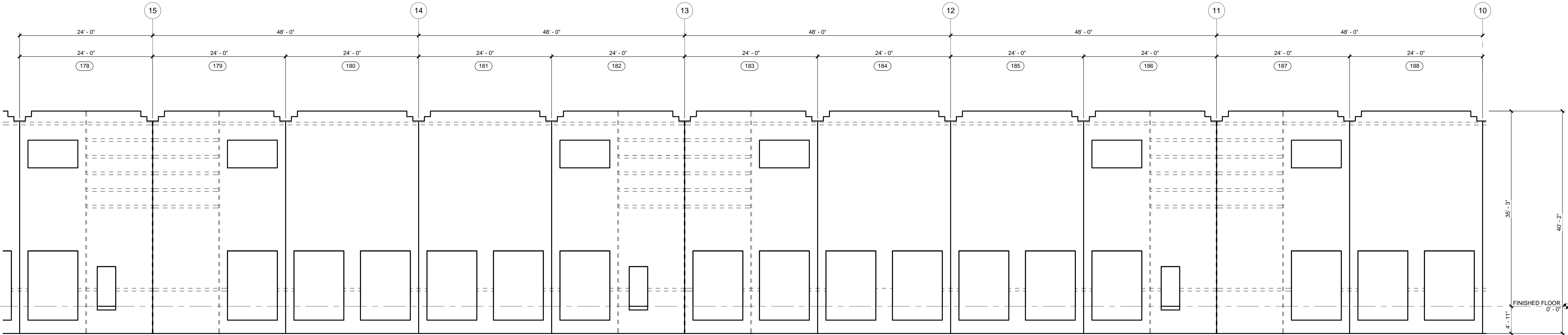
A-309

FOR CONSTRUCTION



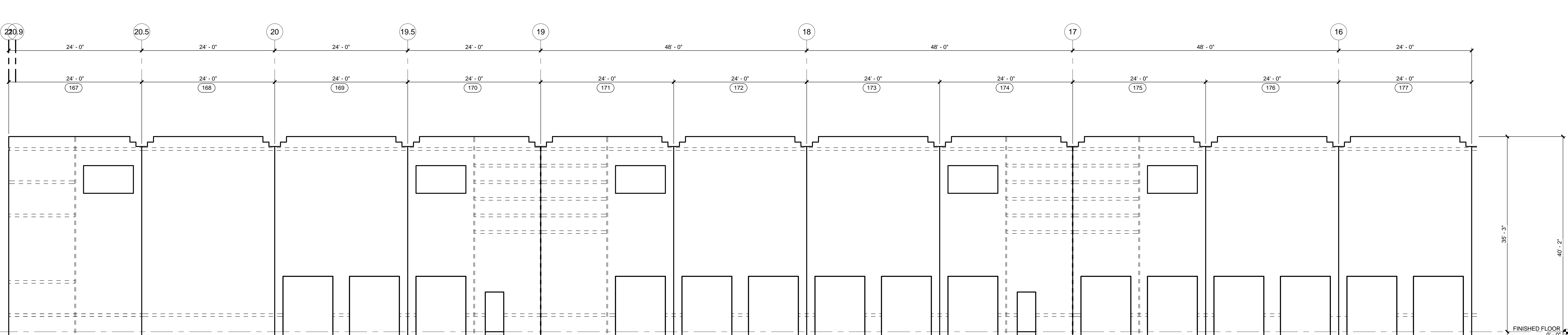
3 PARTIAL NORTH PANEL ELEVATION (189 - 196)

1/8" = 1'-0"



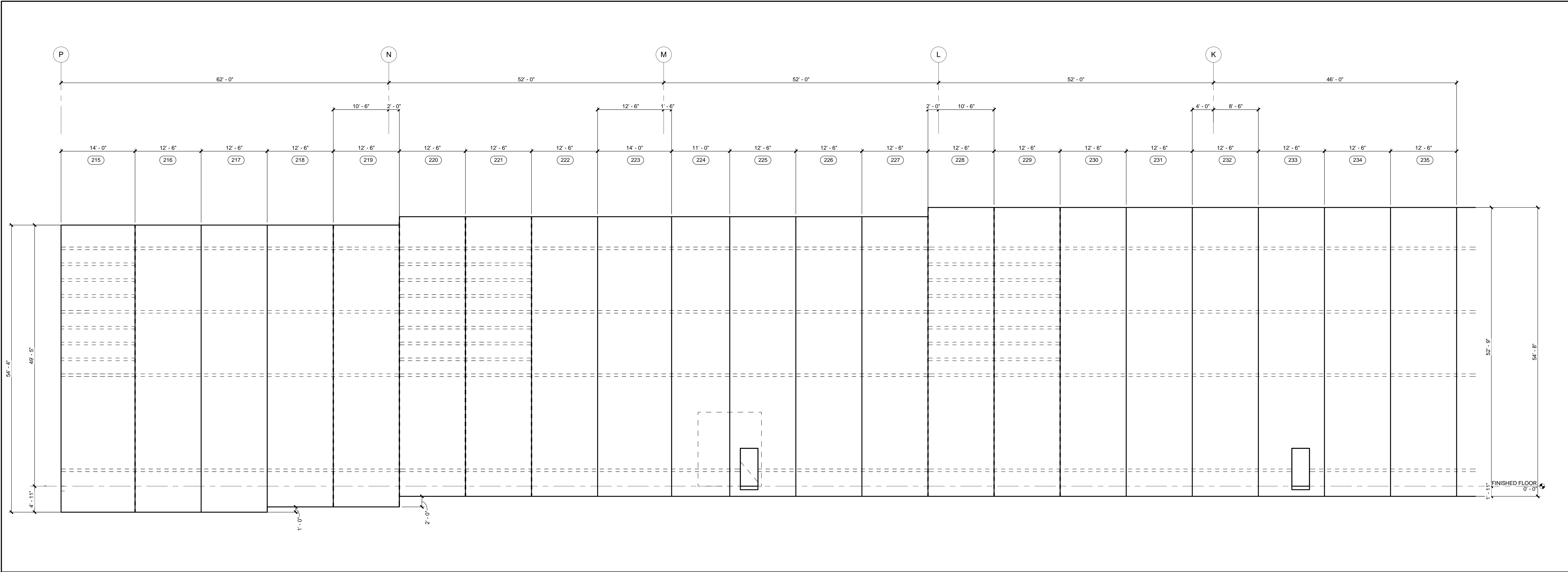
2 PARTIAL NORTH PANEL ELEVATION (178 - 188)

1/8" = 1'-0"

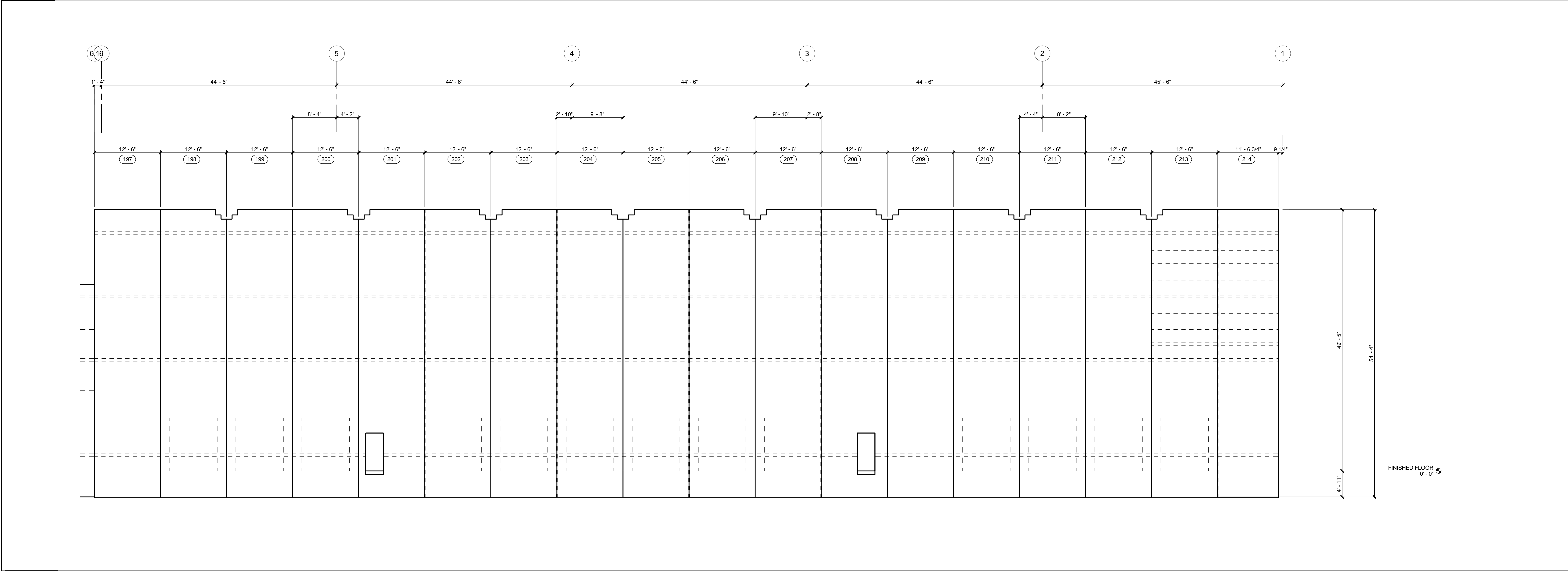


1 PARTIAL NORTH PANEL ELEVATION (167 - 177)


1/8" = 1'-0"



2	PARTIAL EAST PANEL ELEVATION (215 - 235)
	1/8" = 1'-0"




1	PARTIAL NORTH PANEL ELEVATION (197 - 214)
	1/8" = 1'-0"



MACGREGOR ASSOCIATES ARCHITECTS

2839 Paces Ferry Road, Suite 500
Atlanta, Georgia 30339
T 770.432.9400 F 770.432.9934

SEAL



07/31/13

CONSULTANT

PRINT RECORD


NUMBER	DATE	DESCRIPTION
07/31/13	07/31/13	ISSUE FOR BID / PERMIT

PROJECT INFORMATION

HomeGoods

DISTRIBUTION CENTER

125 LOGISTICS CENTER PARKWAY
JEFFERSON, GEORGIA 30549



THIS DRAWING, AS AN INSTRUMENT OF SERVICE, IS AND SHALL REMAIN THE PROPERTY OF THE DESIGN PROFESSIONAL AND SHALL NOT BE REPRODUCED, PUBLISHED OR USED IN ANY WAY WITHOUT THE PERMISSION OF THE DESIGN PROFESSIONAL.
THE CONTRACTOR SHALL VERIFY ALL DIMENSIONS AND EXISTING CONDITIONS AT THE SITE BEFORE PROCEEDING WITH EACH PHASE OF HIS WORK.
© MacGregor Associates Architects, Inc. - 1987-2013

DATE	PROJECT NO
07/31/13	2013-018

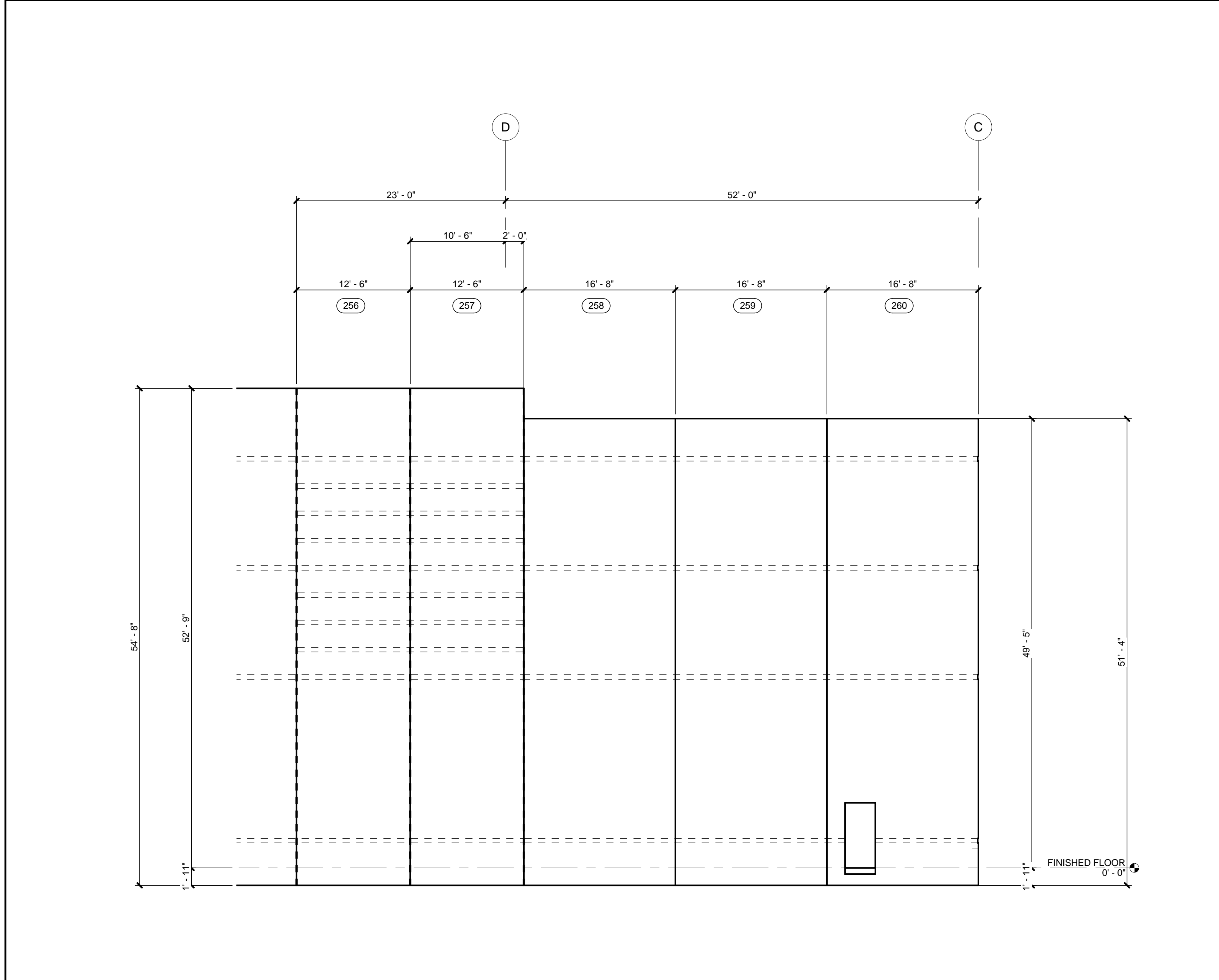
SHEET TITLE

PANEL ELEVATIONS (197 - 235)

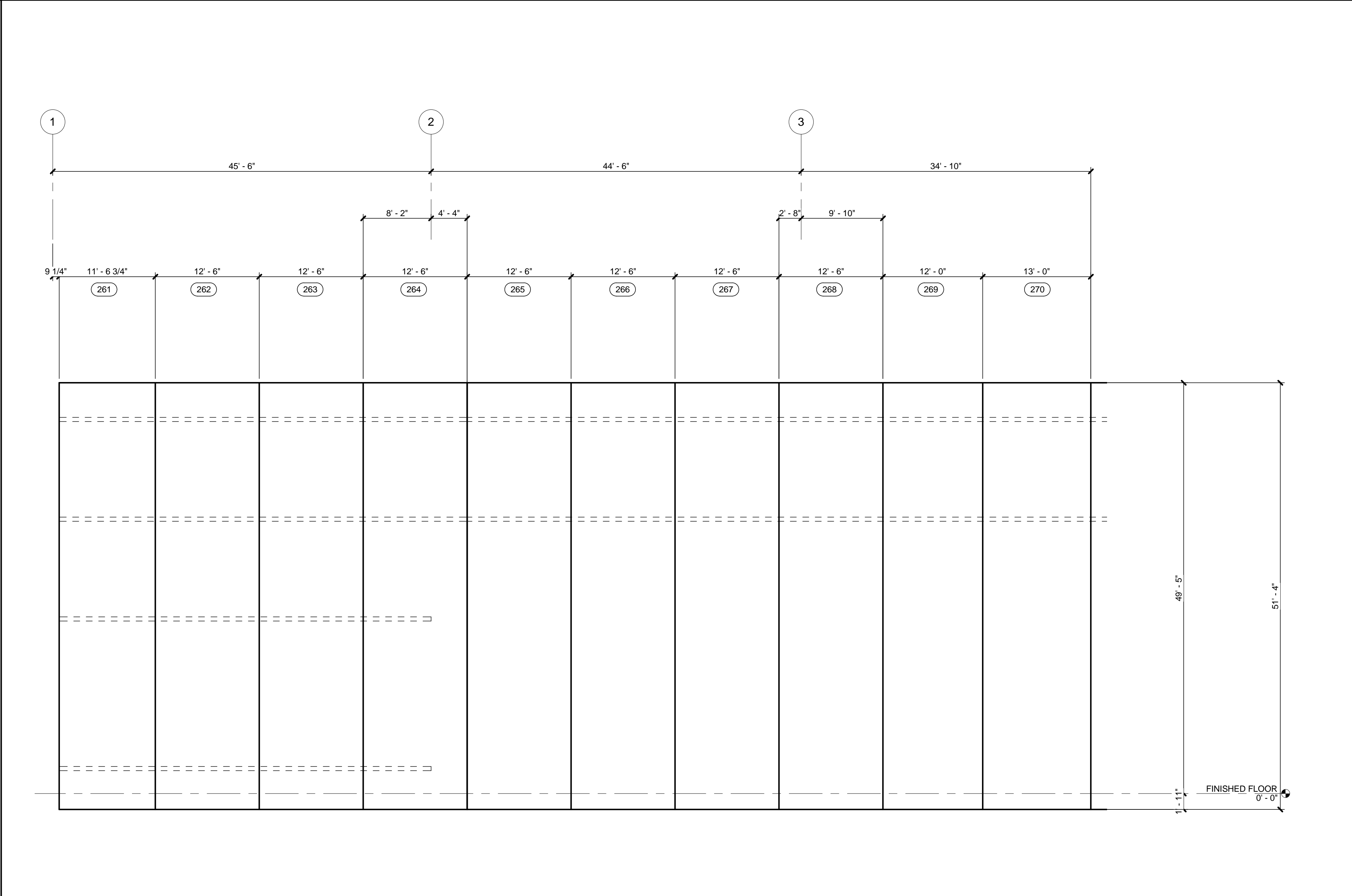
SHEET NUMBER

A-310

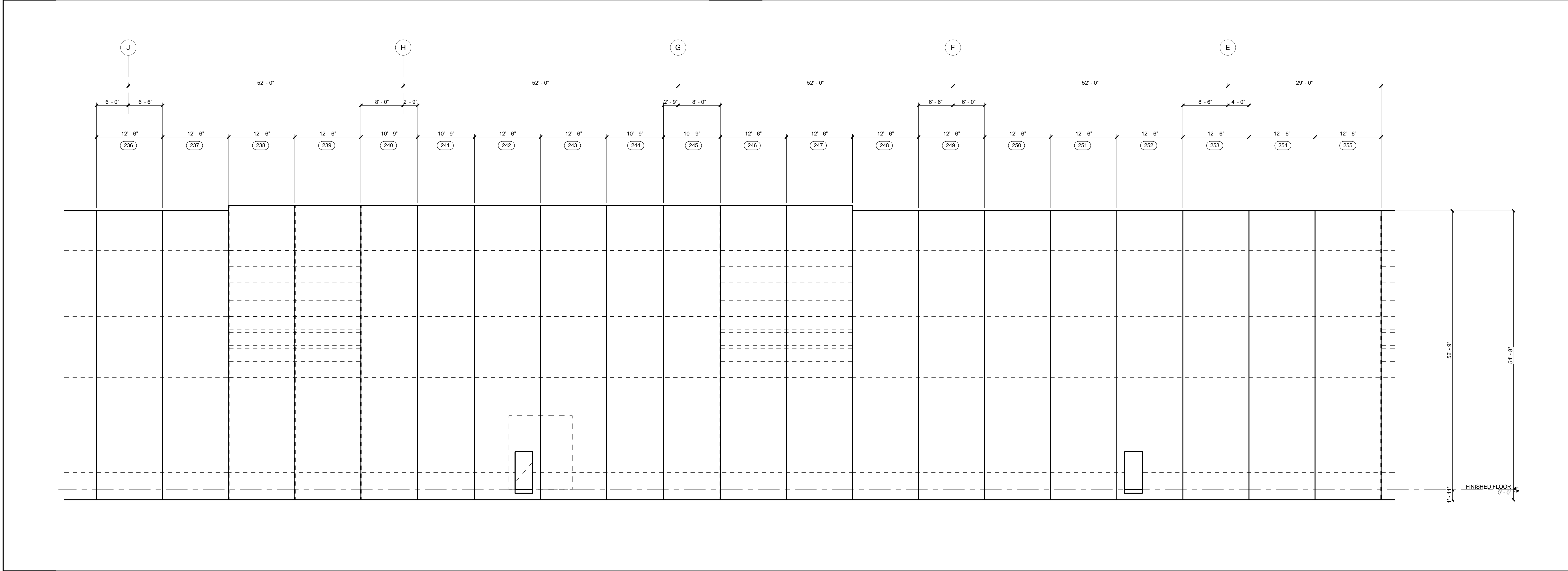
FOR CONSTRUCTION



2 PARTIAL EAST PANEL ELEVATION (256 - 260)
1/8" = 1'-0"



3 PARTIAL SOUTH PANEL ELEVATION 261- 270)
1/8" = 1'-0"



1 PARTIAL EAST PANEL ELEVATION (236 - 255)
1/8" = 1'-0"

MACGREGOR ASSOCIATES ARCHITECTS

2839 Paces Ferry Road, Suite 500
Atlanta, Georgia 30339
T 770.432.9400 F 770.432.9934

SEAL

CONSULTANT

PRINT RECORD

NUMBER	DATE	DESCRIPTION
07/31/13	ISSUE FOR BID / PERMIT	

PROJECT INFORMATION

HomeGoods

DISTRIBUTION CENTER

125 LOGISTICS CENTER PARKWAY
JEFFERSON, GEORGIA 30549

Be **HomeGoods** Happy

THIS DRAWING, AS AN INSTRUMENT OF SERVICE, IS AND SHALL REMAIN THE PROPERTY OF THE DESIGN PROFESSIONAL AND SHALL NOT BE REPRODUCED, PUBLISHED OR USED IN ANY WAY WITHOUT THE PERMISSION OF THE DESIGN PROFESSIONAL.
THE CONTRACTOR SHALL VERIFY ALL DIMENSIONS AND EXISTING CONDITIONS AT THE SITE BEFORE PROCEEDING WITH EACH PHASE OF HIS WORK.
© MacGregor Associates Architects, Inc. - 1987-2013

DATE	PROJECT NO
07/31/13	2013-018

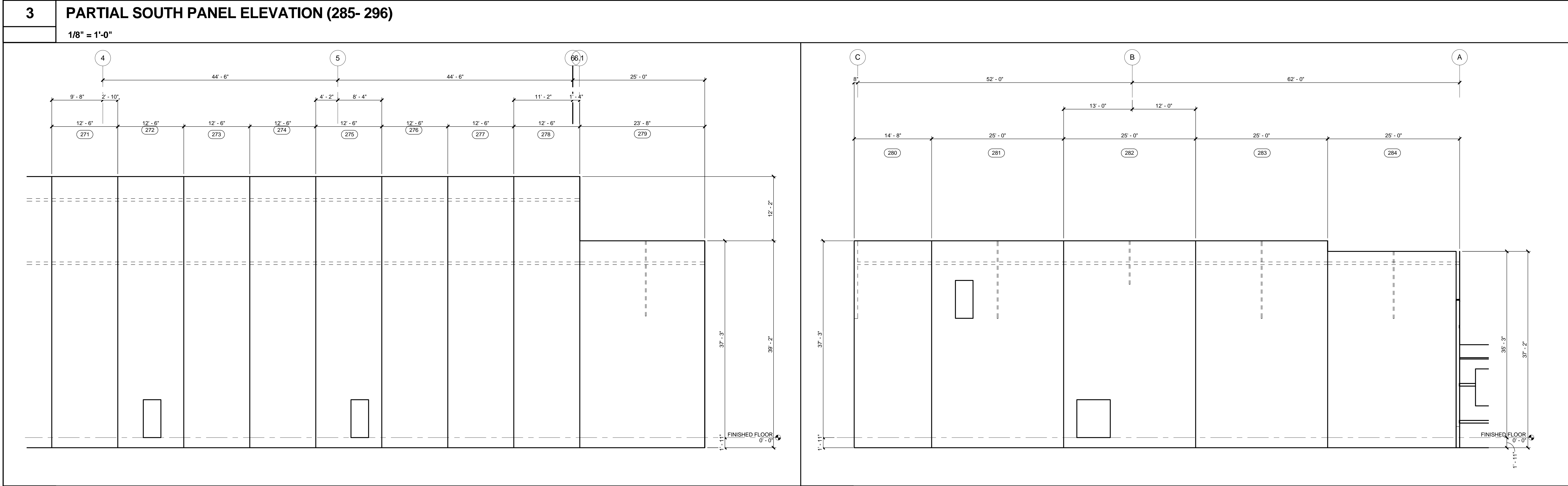
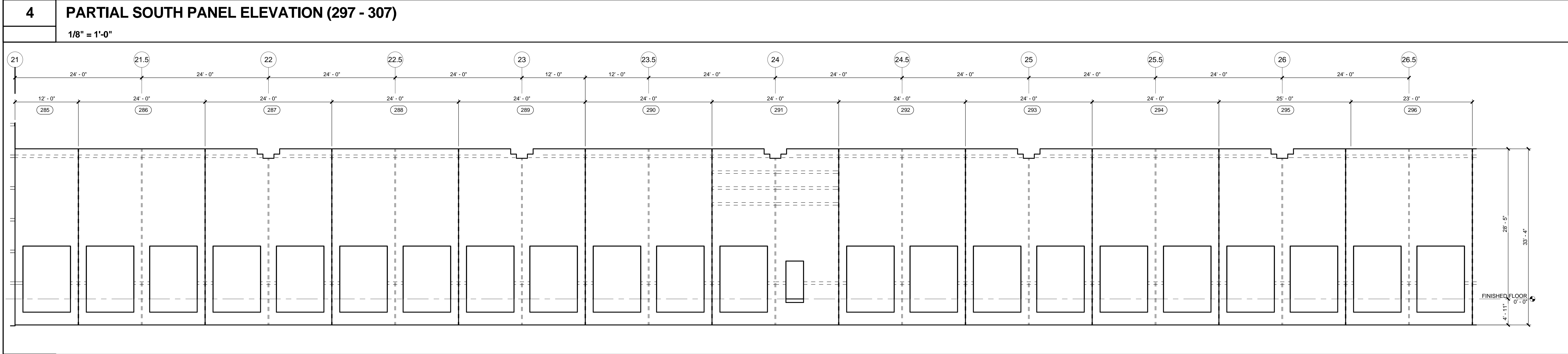
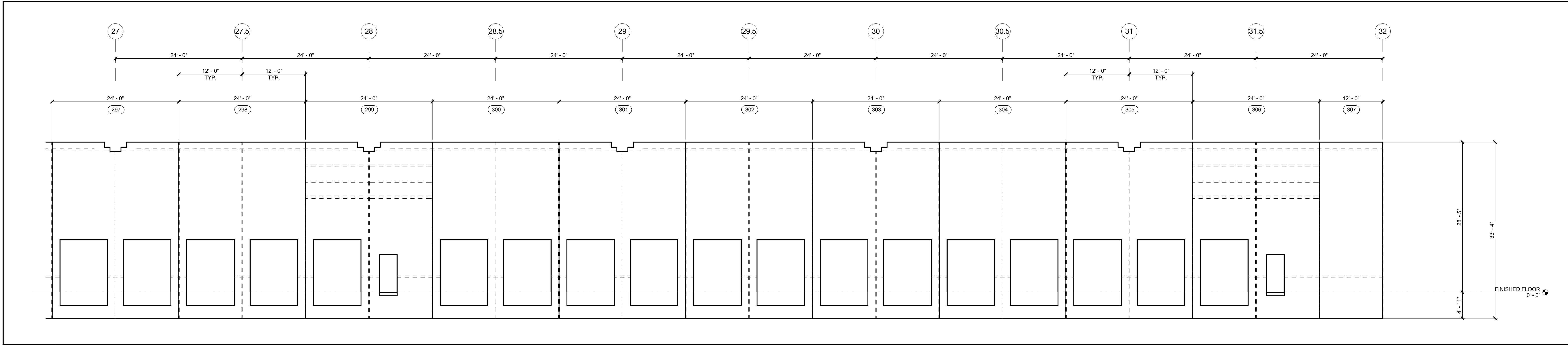
SHEET TITLE

PANEL ELEVATIONS (236 - 270)

SHEET NUMBER


A-311

FOR CONSTRUCTION



1 PARTIAL SOUTH PANEL ELEVATION (271 - 279)
1/8" = 1'-0"


2 PARTIAL EAST PANEL ELEVATION (280 - 284)
1/8" = 1'-0"



MACGREGOR ASSOCIATES ARCHITECTS

2839 Paces Ferry Road, Suite 500
Atlanta, Georgia 30339
T 770.432.9400 F 770.432.9934

SEAL



07/31/13

CONSULTANT

PRINT RECORD

NUMBER	DATE	DESCRIPTION
	07/31/13	ISSUE FOR BID / PERMIT

PROJECT INFORMATION

HomeGoods

DISTRIBUTION CENTER

125 LOGISTICS CENTER PARKWAY
JEFFERSON, GEORGIA 30549

THIS DRAWING, AS AN INSTRUMENT OF SERVICE, IS AND SHALL REMAIN THE PROPERTY OF THE DESIGN PROFESSIONAL AND SHALL NOT BE REPRODUCED, PUBLISHED OR USED IN ANY WAY WITHOUT THE PERMISSION OF THE DESIGN PROFESSIONAL.

THE CONTRACTOR SHALL VERIFY ALL DIMENSIONS AND EXISTING CONDITIONS AT THE SITE BEFORE PROCEEDING WITH EACH PHASE OF HIS WORK.

© MacGregor Associates Architects, Inc. - 1987-2013

DATE	PROJECT NO
07/31/13	2013-018

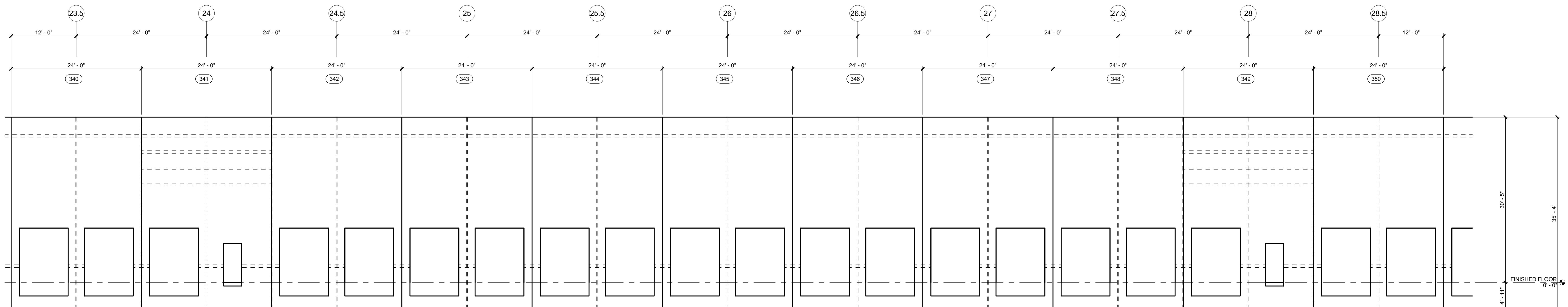
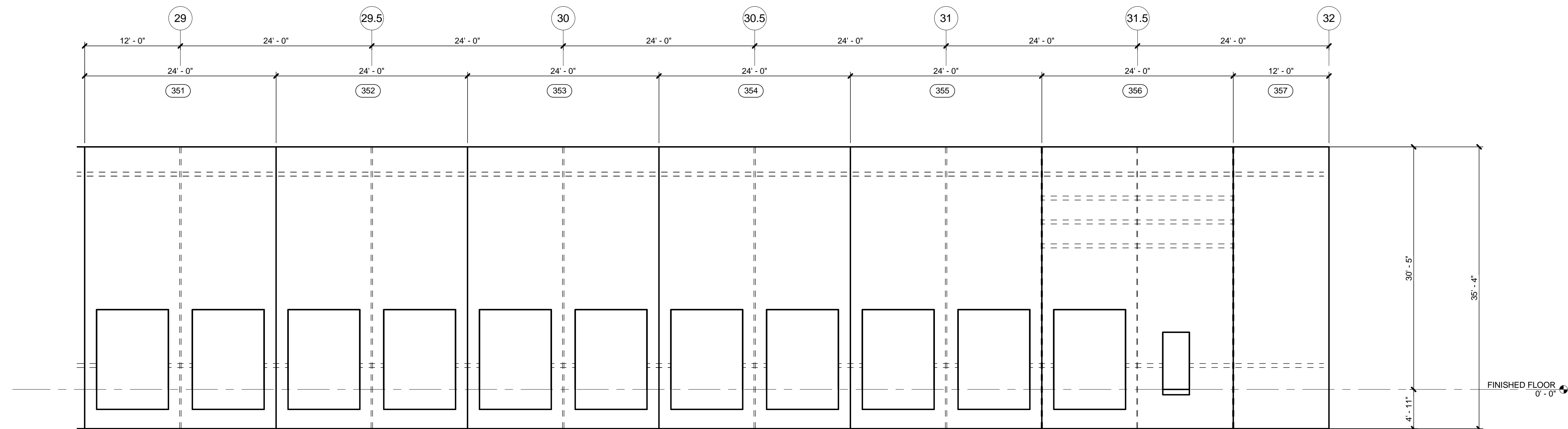
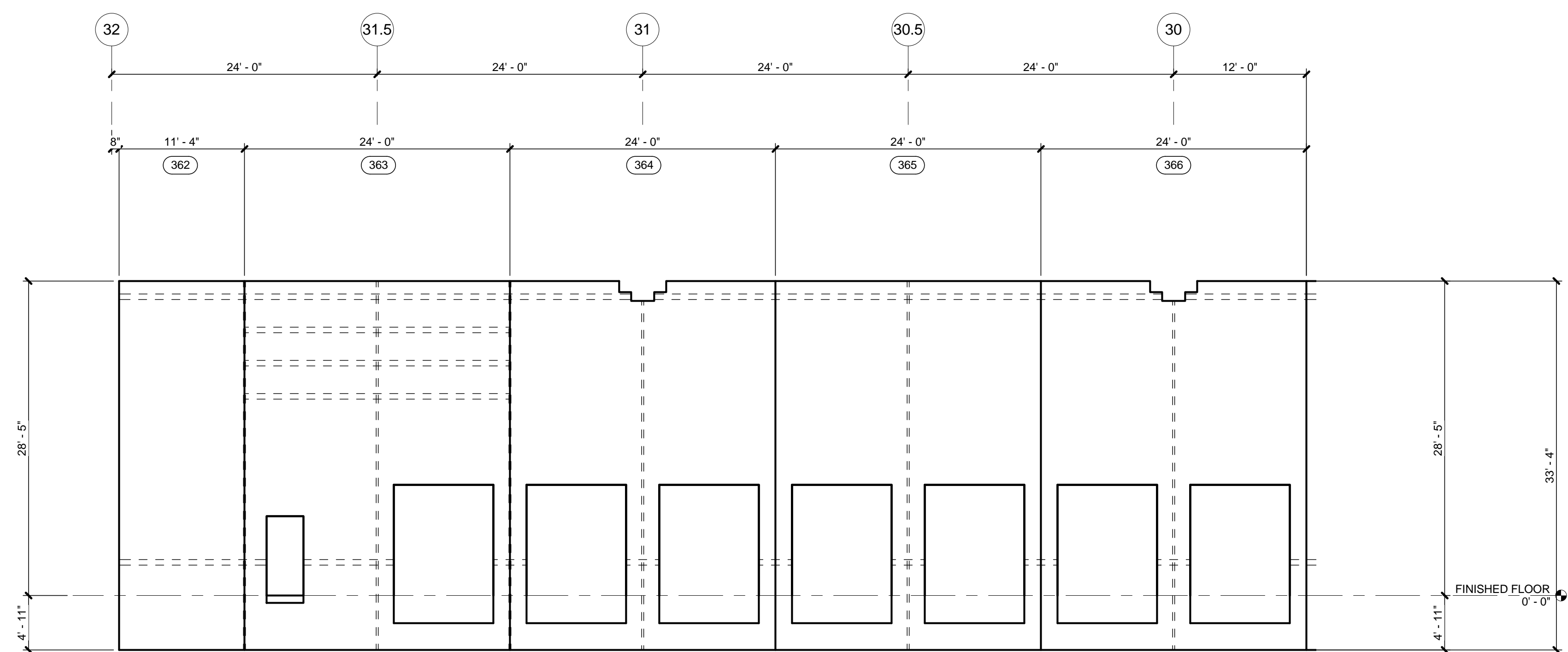
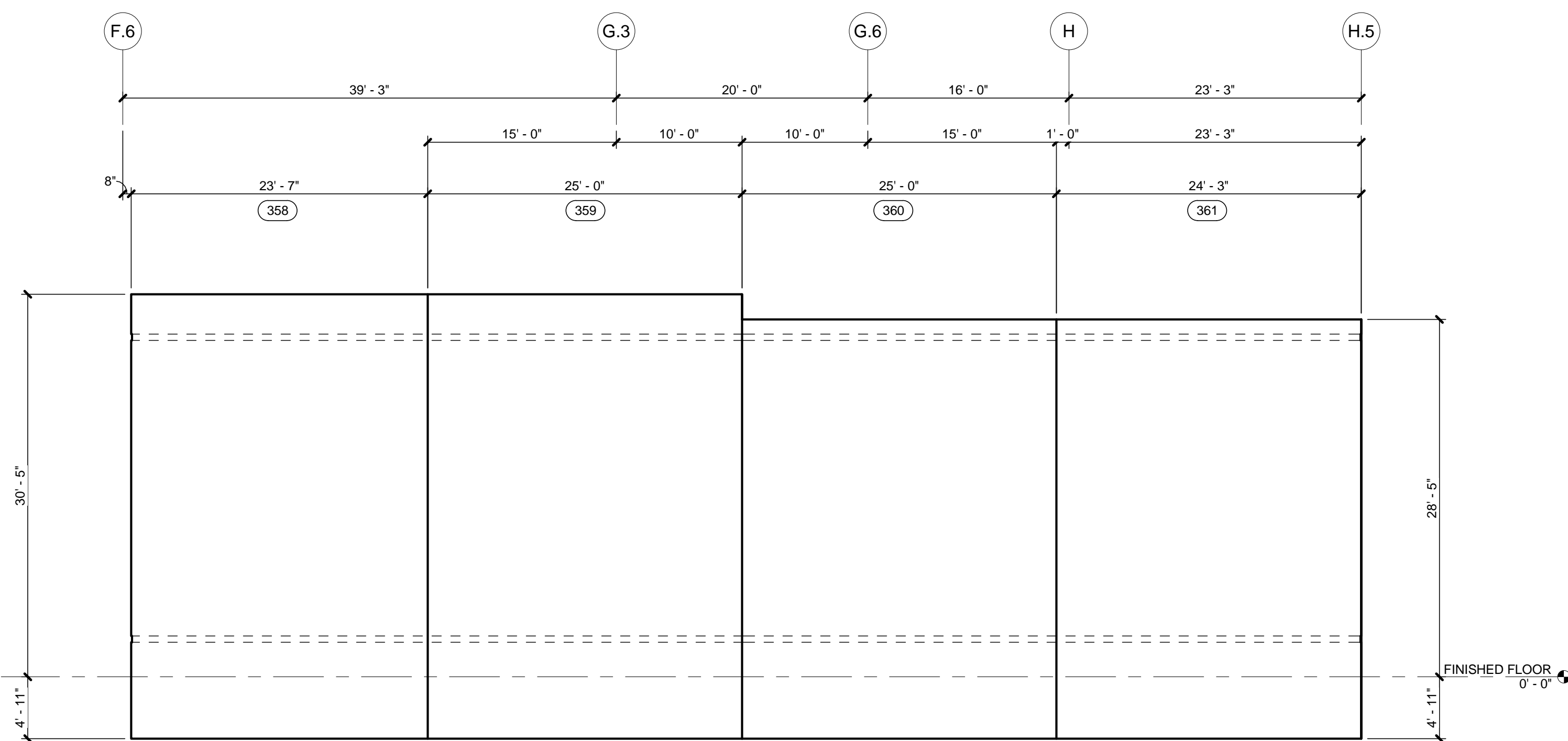
SHEET TITLE

PANEL ELEVATIONS (271 - 307)

SHEET NUMBER

A-312

FOR CONSTRUCTION



**MACGREGOR
ASSOCIATES
ARCHITECTS**

839 Paces Ferry Road, Suite 500
Atlanta, Georgia 30339
T 770.432.9400 F 770.432.9934

REAL



7/31/13

CONSULTANT

PRINT RECORD

NUMBER	DATE	DESCRIPTION
	07/31/13	ISSUE FOR BID / PERMIT

PROJECT INFORMATION

HomeGoods
DISTRIBUTION
CENTER

25 LOGISTICS CENTER PARKWAY
JEFFERSON, GEORGIA 30549

Be
HomeGoods
Happy®

THIS DRAWING, AS AN INSTRUMENT OF SERVICE, IS AND SHALL REMAIN THE PROPERTY OF THE DESIGN PROFESSIONAL AND SHALL NOT BE REPRODUCED, PUBLISHED OR USED IN ANY WAY WITHOUT THE PERMISSION OF THE DESIGN PROFESSIONAL.

THE CONTRACTOR SHALL VERIFY ALL DIMENSIONS AND EXISTING CONDITIONS AT THE SITE BEFORE PROCEEDING WITH EACH PHASE OF HIS WORK.

DATE	PROJECT NO
07/31/13	2013-018

SHEET TITLE

PANEL ELEVATIONS (340 - 366)

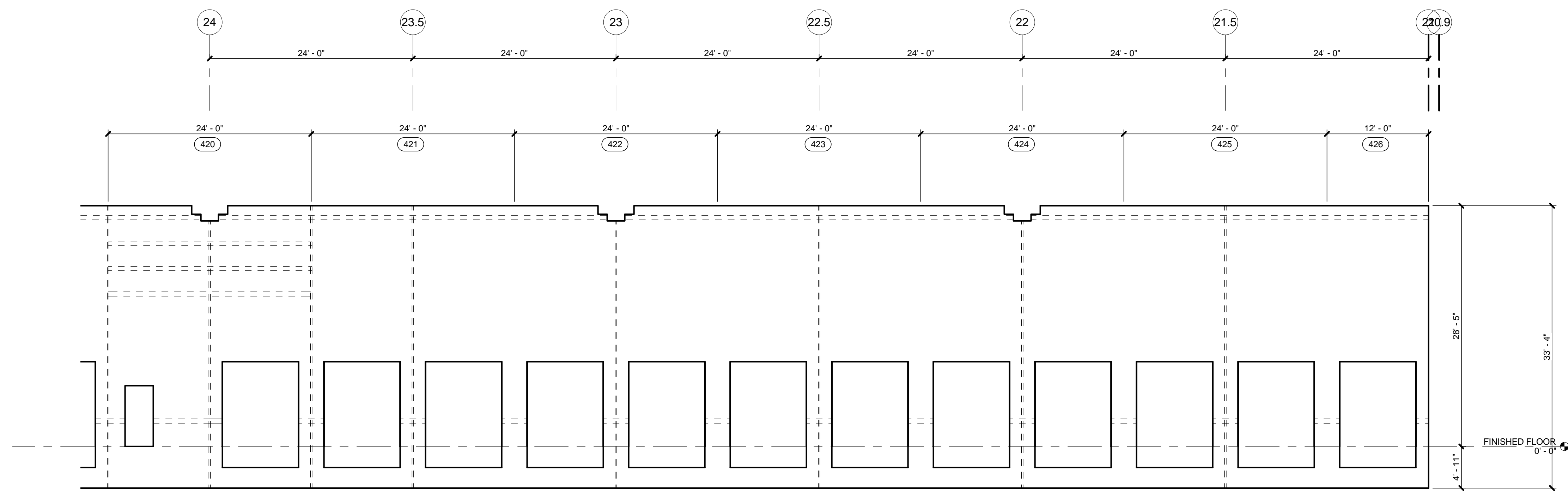
SHEET NUMBER

A-314

FOR CONSTRUCTION

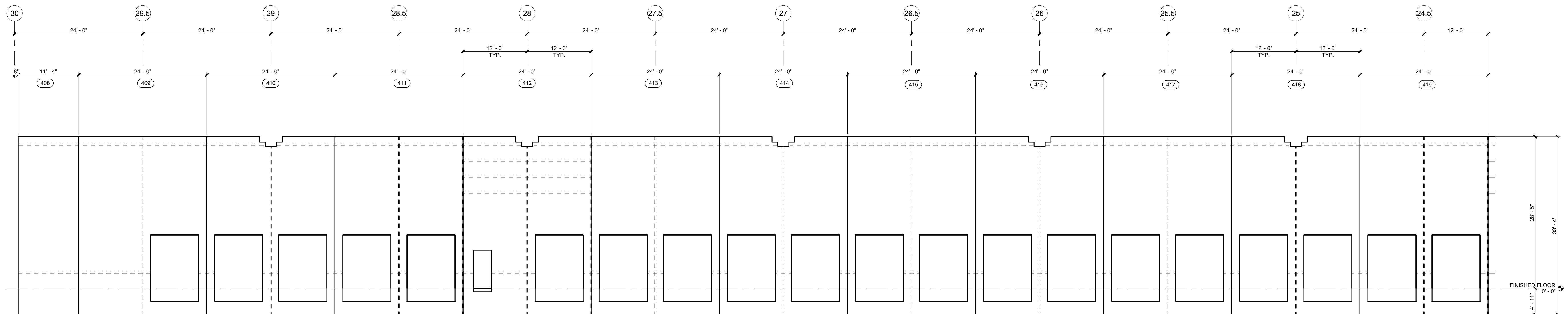
11/1/2013 5:44:51 AM

FOR CONSTRUCTION



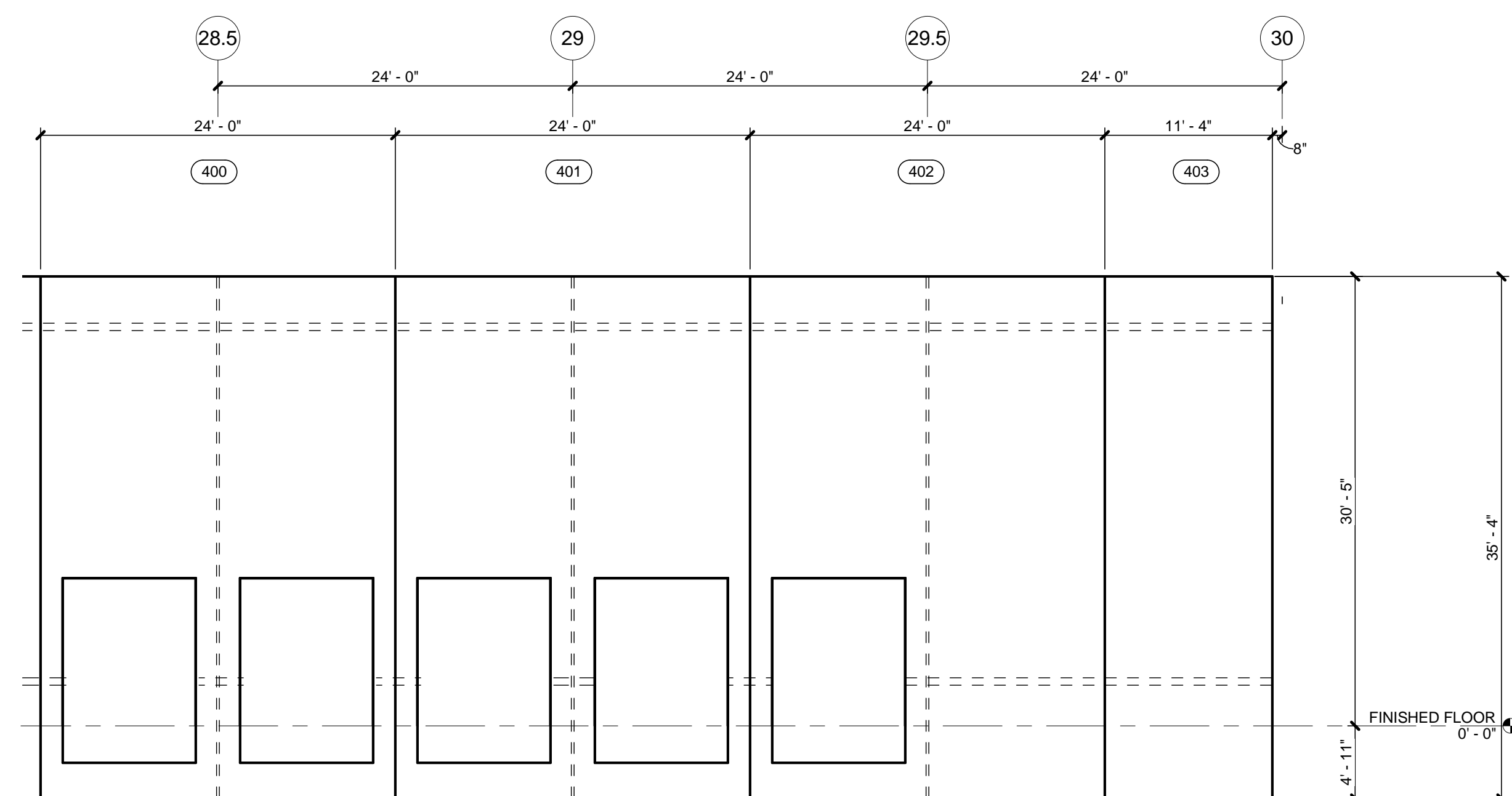
4 PARTIAL NORTH PANEL ELEVATION (420- 426)

1/8" = 1'-0"



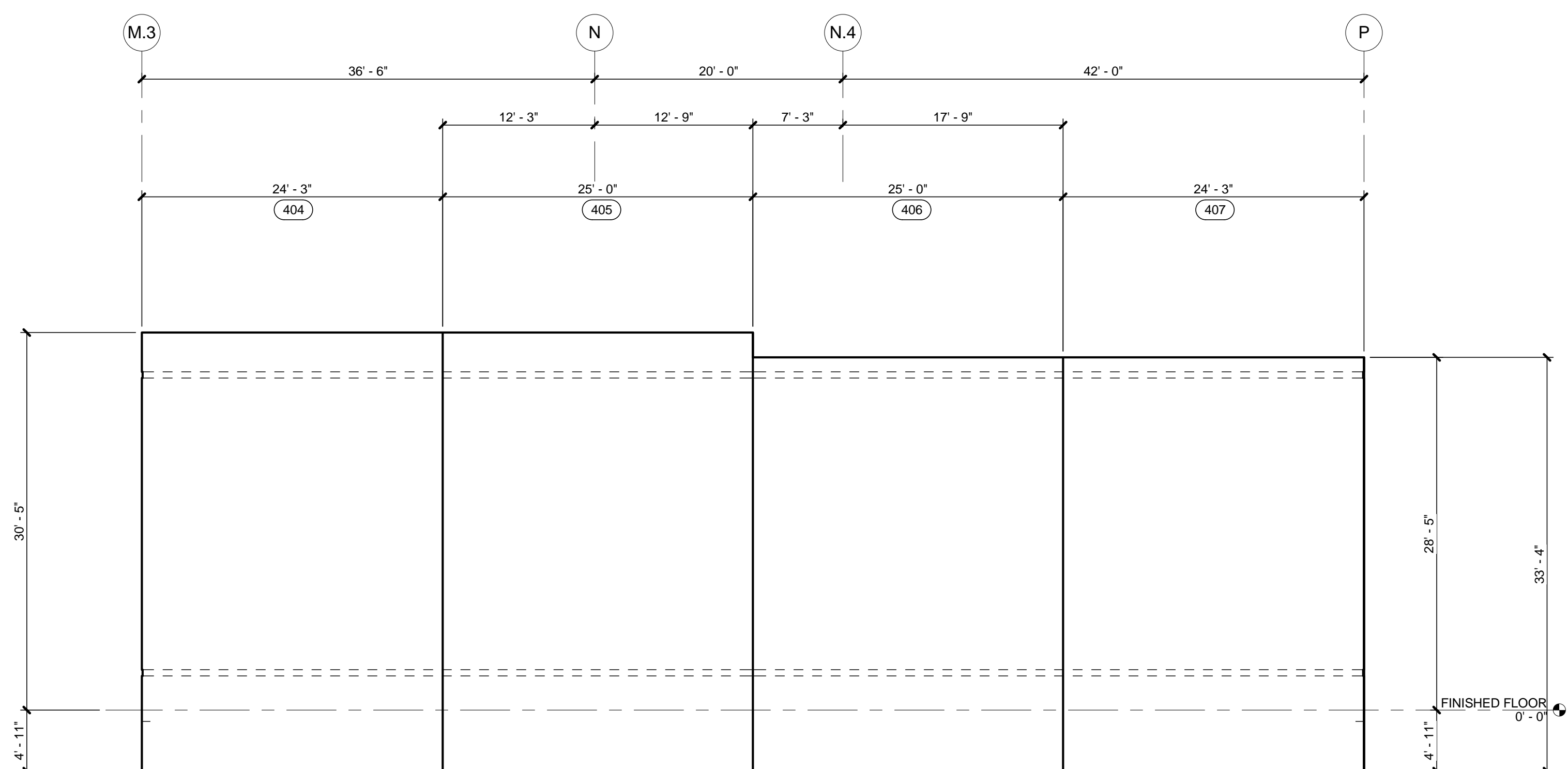
3	PARTIAL NORTH PANEL ELEVATION (408 - 419)
---	---

1/8" = 1'-0"



1	PARTIAL SOUTH PANEL ELEVATION (400 - 403)
---	---

1/8" = 1'-0"



2	PARTIAL WEST PANEL ELEVATION (404 - 407)
---	--

1/8" = 1'-0"



**MACGREGOR
ASSOCIATES
ARCHITECTS**

839 Paces Ferry Road, Suite 500
Atlanta, Georgia 30339
T 770.432.9400 F 770.432.9934

REAL



7/31/13

CONSULTANT

PRINT RECORD

NUMBER	DATE	DESCRIPTION
	07/31/13	ISSUE FOR BID / PERMIT

PROJECT INFORMATION

HomeGoods

DISTRIBUTION
CENTER

25 LOGISTICS CENTER PARKWAY
JEFFERSON, GEORGIA 30549

Be
HomeGoods
Happy®

THIS DRAWING, AS AN INSTRUMENT OF SERVICE, IS TO REMAIN THE PROPERTY OF THE DESIGN PROFESSIONAL AND SHALL NOT BE REPRODUCED, PUBLISHED OR USED IN ANY WAY WITHOUT THE PERMISSION OF THE DESIGN PROFESSIONAL.

THE CONTRACTOR SHALL VERIFY ALL DIMENSIONS AND EXISTING CONDITIONS AT THE SITE BEFORE PROCEEDING WITH EACH PHASE OF HIS WORK.

DATE	PROJECT NO
07/31/13	2013-018

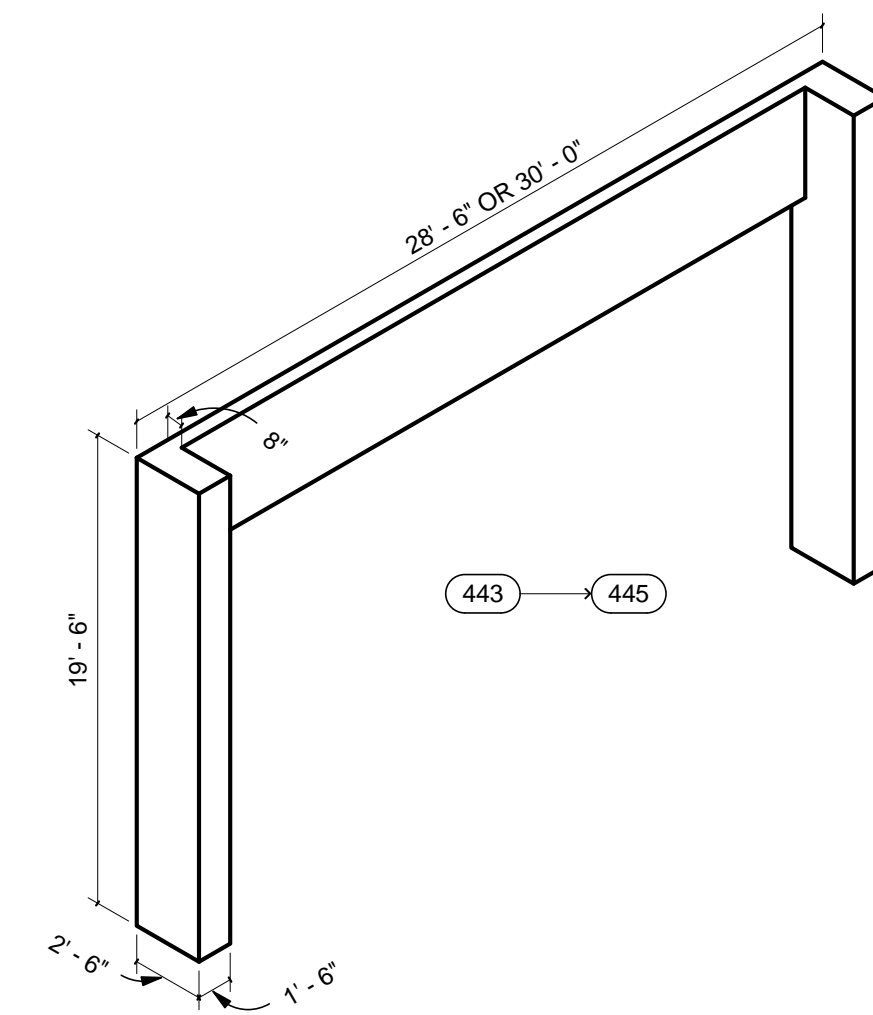
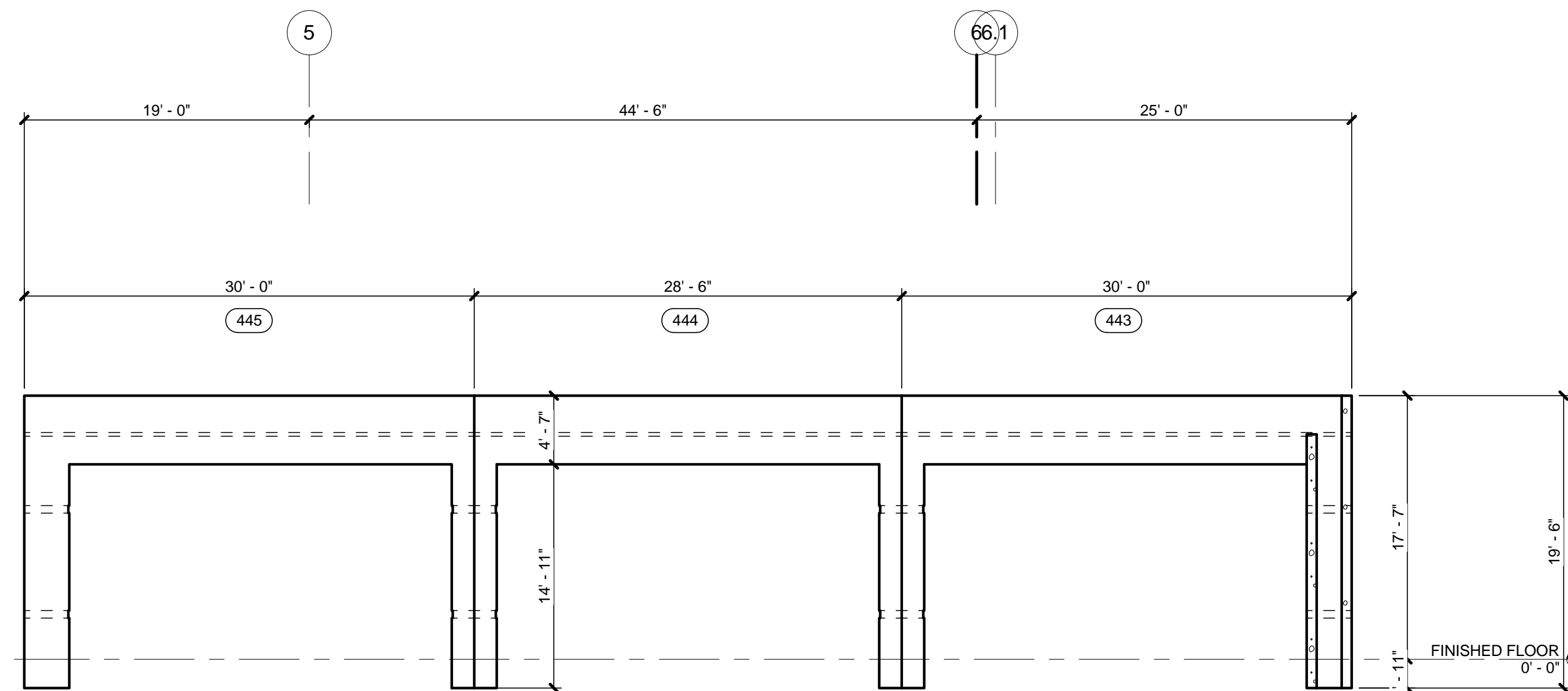
SHEET TITLE

PANEL ELEVATIONS (400 - 426)

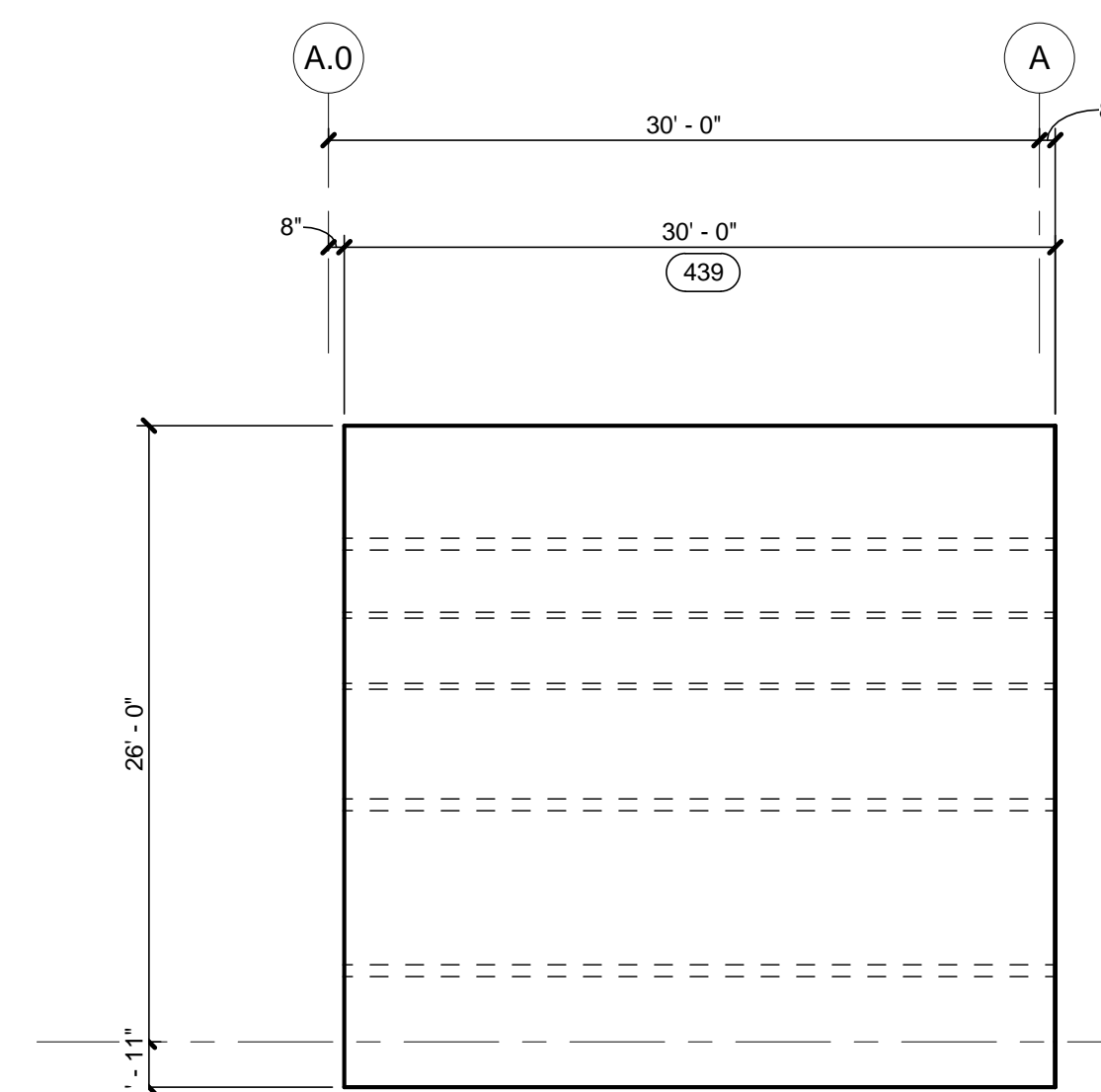
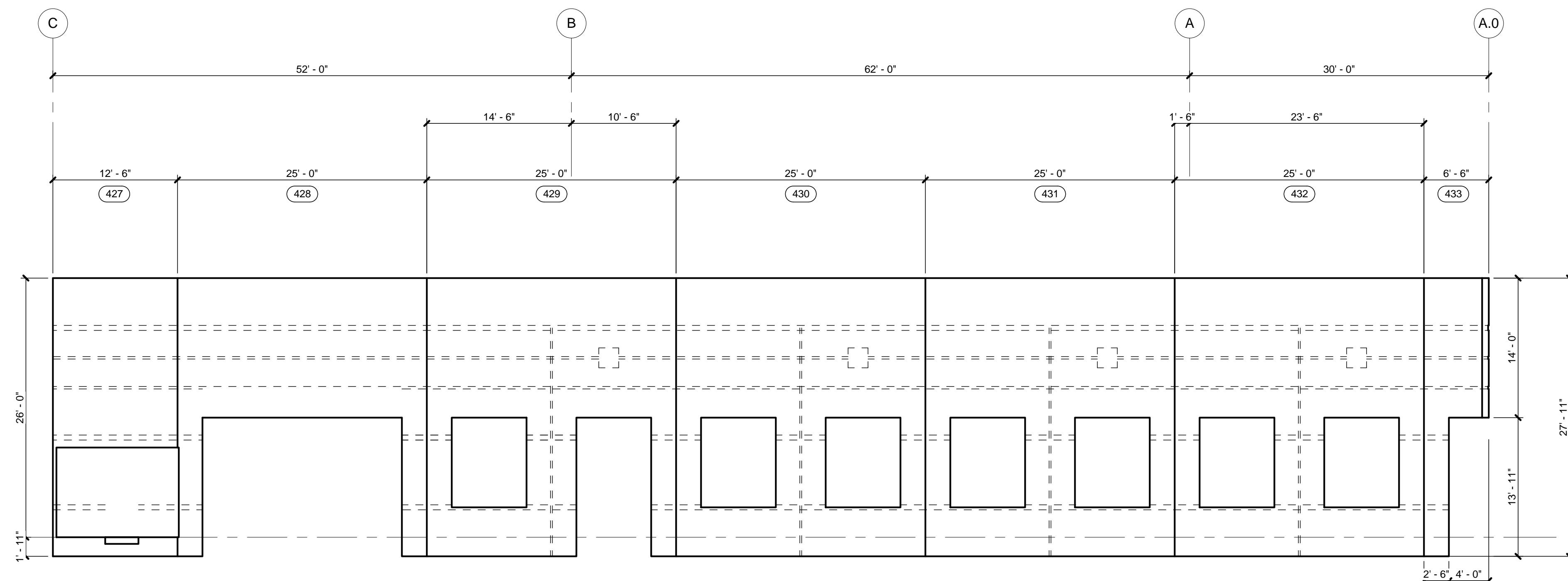
SHEET NUMBER

A-316

FOR CONSTRUCTION



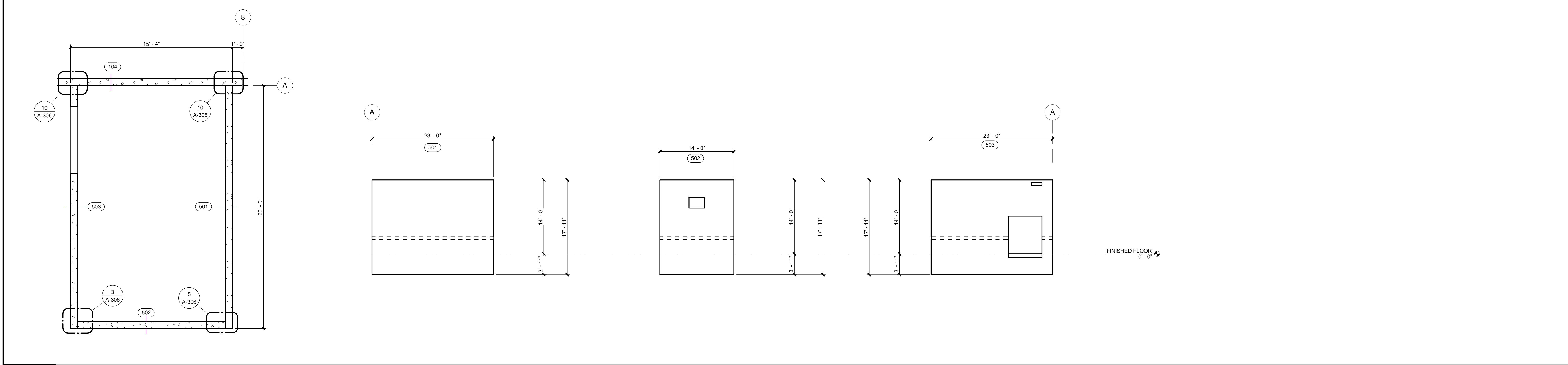
1/8" = 1'-0"

$$1/8'' = 1'-0''$$

$$1/8'' = 1'-0''$$


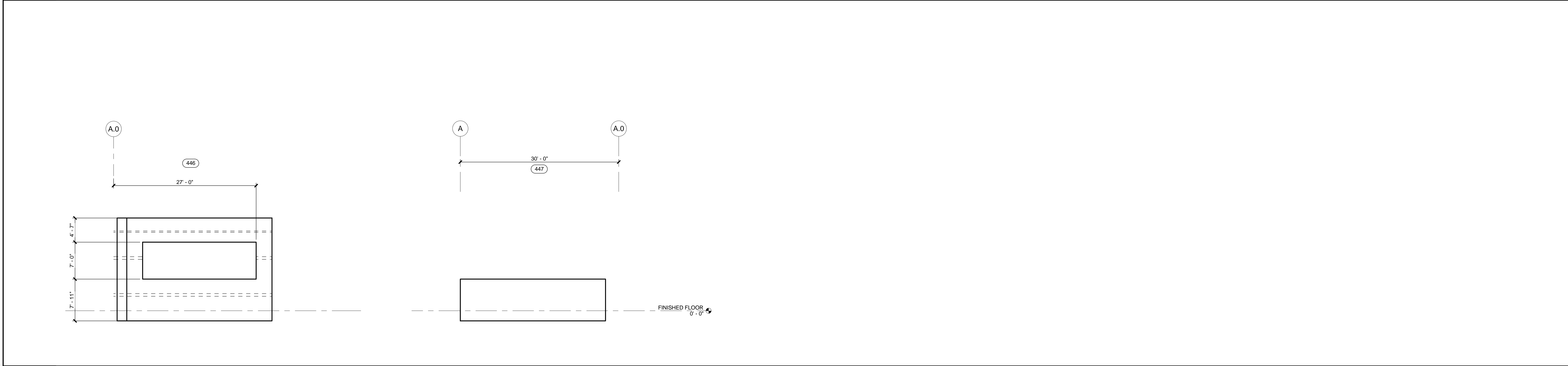
1" = 20'-0"

$$1/8'' = 1'-0''$$


8/1/2013 8:21:24 AM



2	FIRE PUMP HOUSE PANEL PLAN AND ELEVATIONS (501 - 503)
	1/4" = 1'-0"




1	WEST - EAST PANEL ELEVATION (446 - 447)
	1/8" = 1'-0"



MACGREGOR ASSOCIATES ARCHITECTS

2839 Paces Ferry Road, Suite 500
Atlanta, Georgia 30339
T 770.432.9400 F 770.432.9934

SEAL



07/31/13

CONSULTANT

PRINT RECORD

NUMBER	DATE	DESCRIPTION
	07/31/13	ISSUE FOR BID / PERMIT

PROJECT INFORMATION

HomeGoods

DISTRIBUTION CENTER

125 LOGISTICS CENTER PARKWAY
JEFFERSON, GEORGIA 30549

Be **HomeGoods** Happy

THIS DRAWING, AS AN INSTRUMENT OF SERVICE, IS AND SHALL REMAIN THE PROPERTY OF THE DESIGN PROFESSIONAL AND SHALL NOT BE REPRODUCED, PUBLISHED OR USED IN ANY WAY WITHOUT THE PERMISSION OF THE DESIGN PROFESSIONAL.

THE CONTRACTOR SHALL VERIFY ALL DIMENSIONS AND EXISTING CONDITIONS AT THE SITE BEFORE PROCEEDING WITH EACH PHASE OF HIS WORK.

© Macgregor Associates Architects, Inc. - 1987-2013

DATE	PROJECT NO
07/31/13	2013-018

SHEET TITLE

PANEL PLAN AND ELEVATIONS (446 - 447 AND 501 - 503)

SHEET NUMBER

A-318

FOR CONSTRUCTION



MACGREGOR
ASSOCIATES
ARCHITECTS

2839 Paces Ferry Road, Suite 500
Atlanta, Georgia 30339
T 770.432.9400 F 770.432.9934

SEAL



07/31/13

CONSULTANT

PRINT RECORD

NUMBER	DATE	DESCRIPTION
07/31/13	ISSUE FOR BID / PERMIT	

PROJECT INFORMATION

HomeGoods
DISTRIBUTION
CENTER

125 LOGISTICS CENTER PARKWAY
JEFFERSON, GEORGIA 30549



THIS DRAWING, AS AN INSTRUMENT OF SERVICE,
IS AND SHALL REMAIN THE PROPERTY OF THE
DESIGN PROFESSIONAL AND SHALL NOT BE
REPRODUCED, PUBLISHED OR USED IN ANY WAY
WITHOUT THE PERMISSION OF THE DESIGN
PROFESSIONAL.

THE CONTRACTOR SHALL VERIFY ALL DIMENSIONS
AND EXISTING CONDITIONS AT THE SITE BEFORE
PROCEEDING WITH EACH PHASE OF HIS WORK.
© Macgregor Associates Architects, Inc. - 1987-2013

DATE	PROJECT NO
07/31/13	2013-018

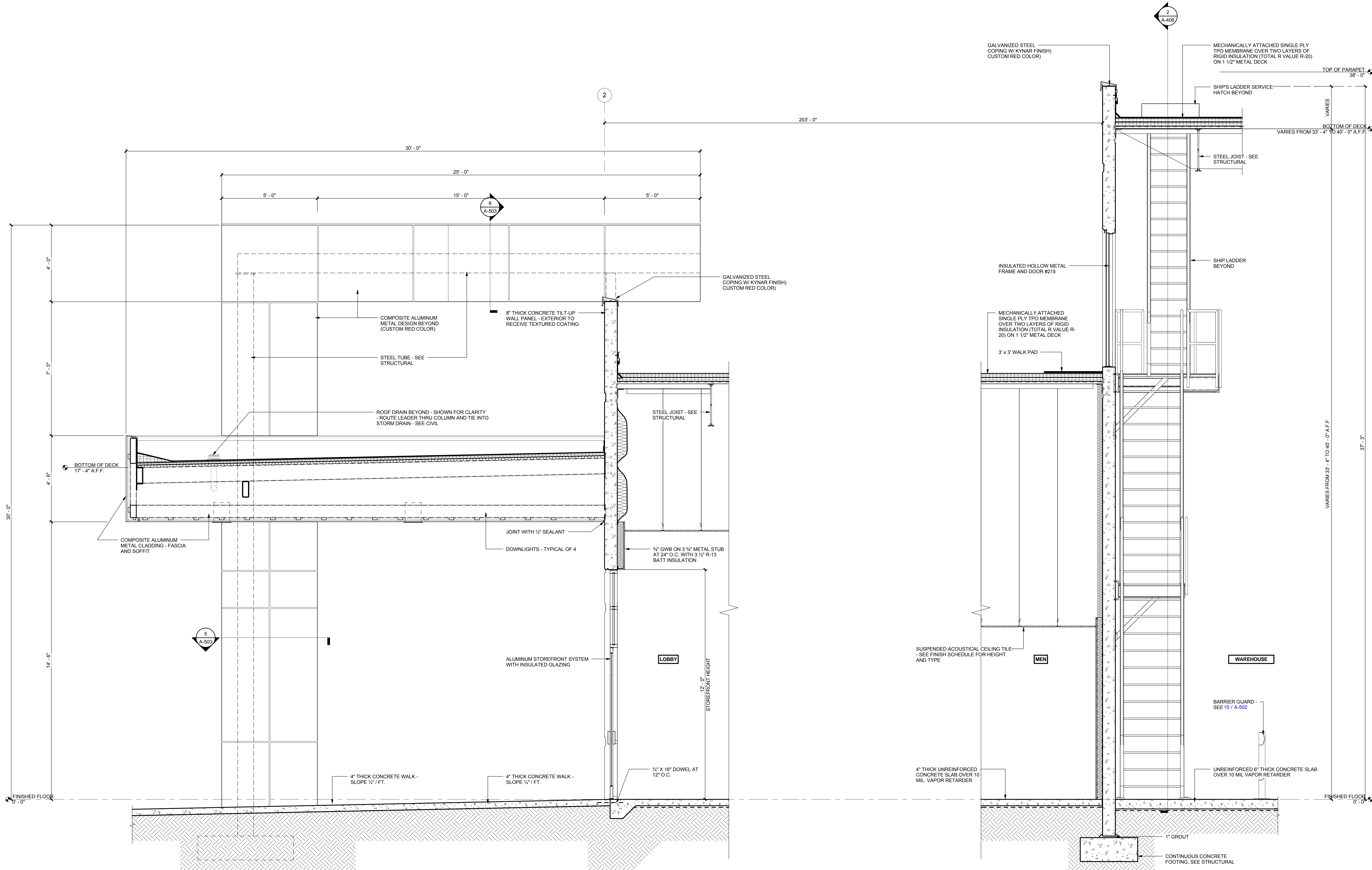
SHEET TITLE

**SECTION AT
MAIN OFFICE
ENTRANCE AND
LOW BAY AREA**

SHEET NUMBER

A-401

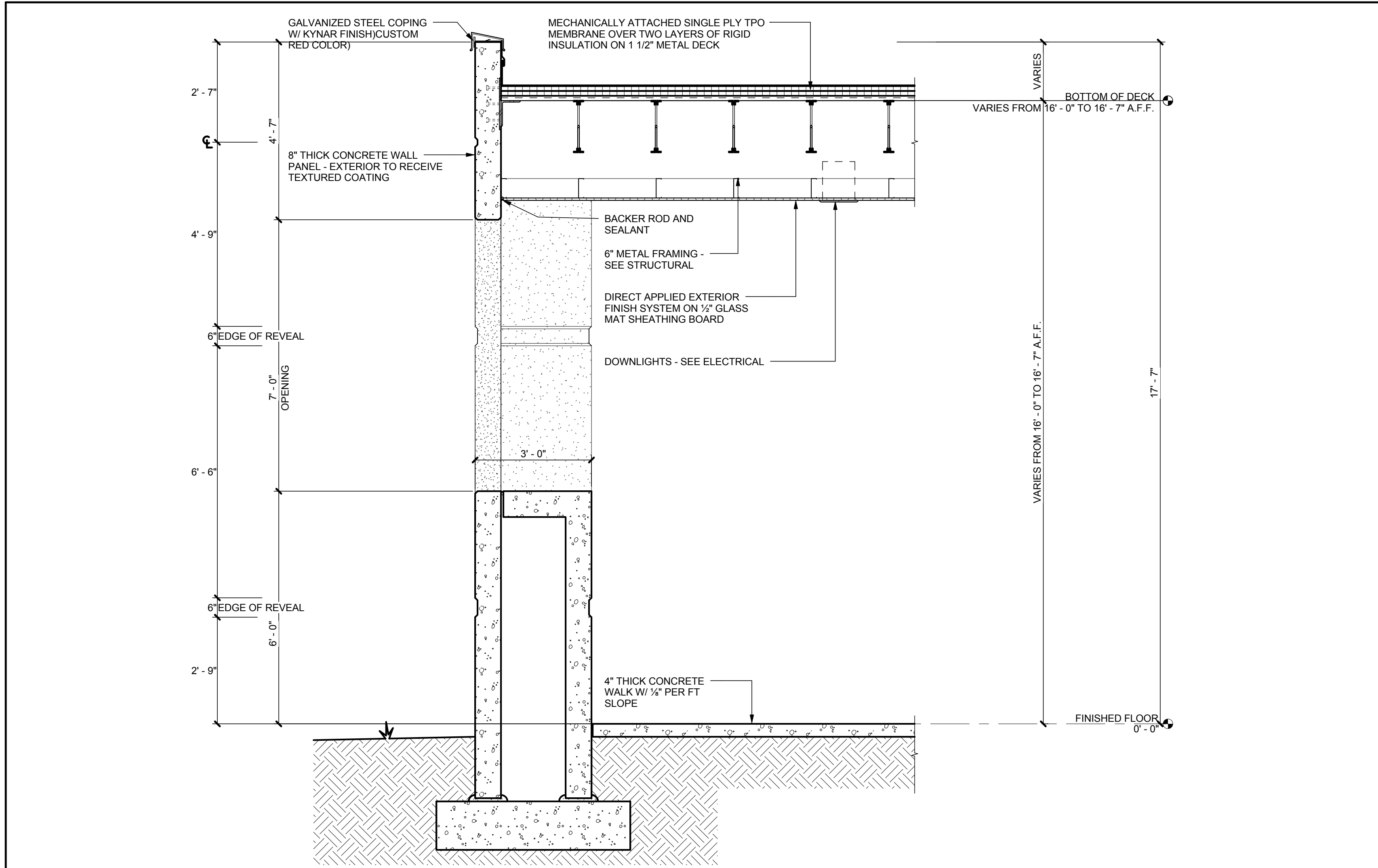
FOR CONSTRUCTION



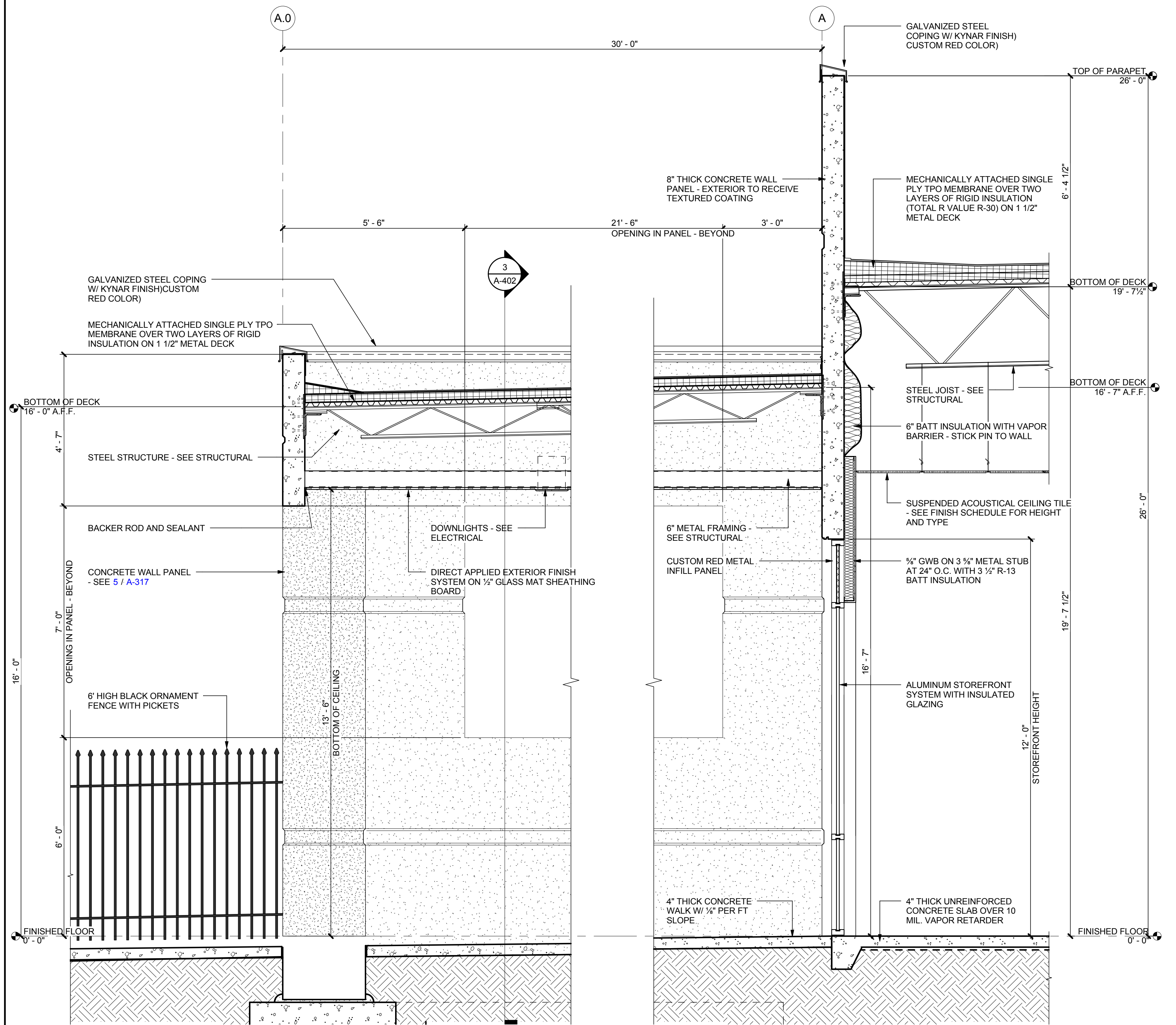
1 WALL SECTION AT MAIN OFFICE ENTRANCE / LOW BAY AREA

1/2" = 1'-0"

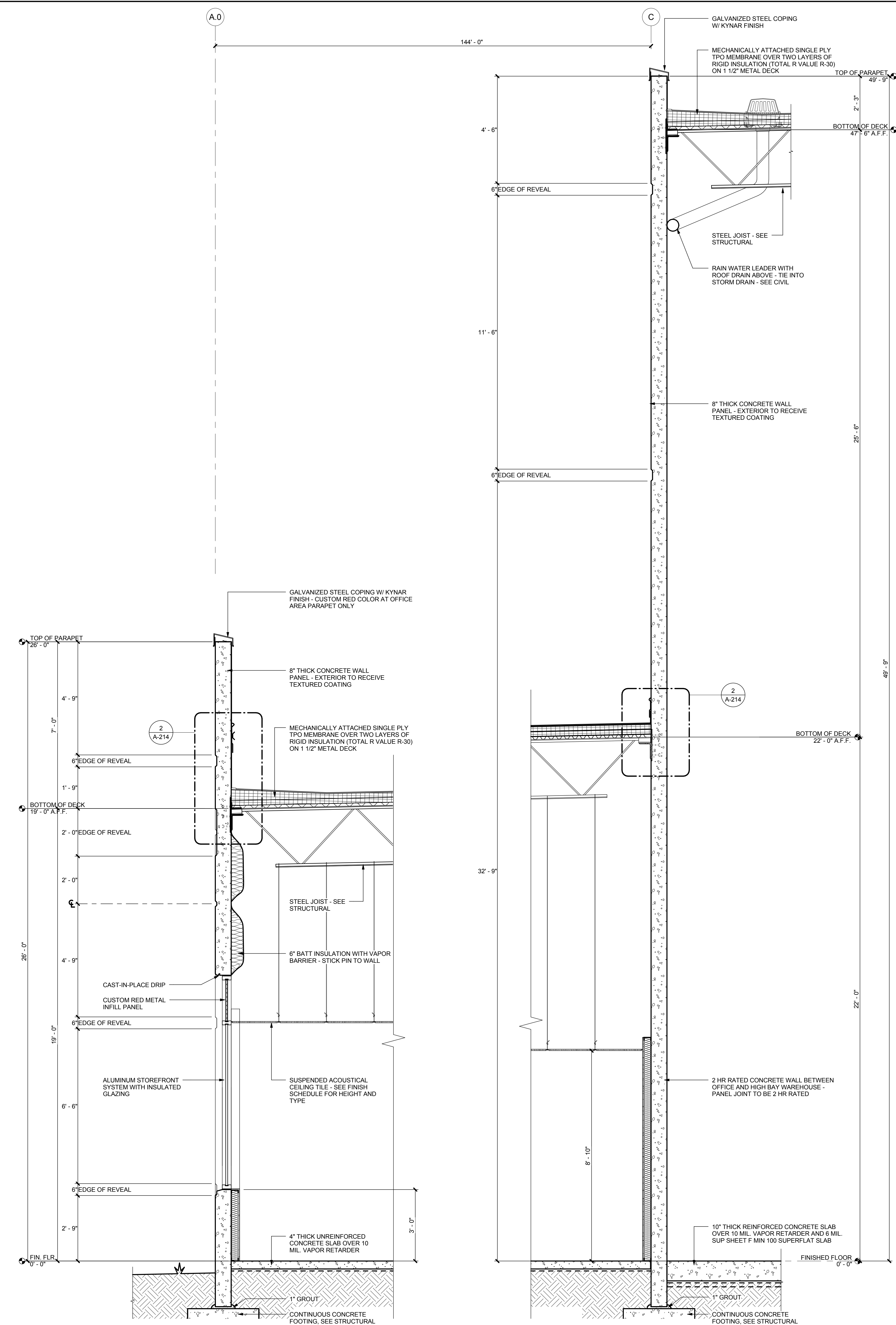
8/1/2013 5:46:09 AM



3 WALL SECTION AT PATIO OPENING
1/2" = 1'-0"

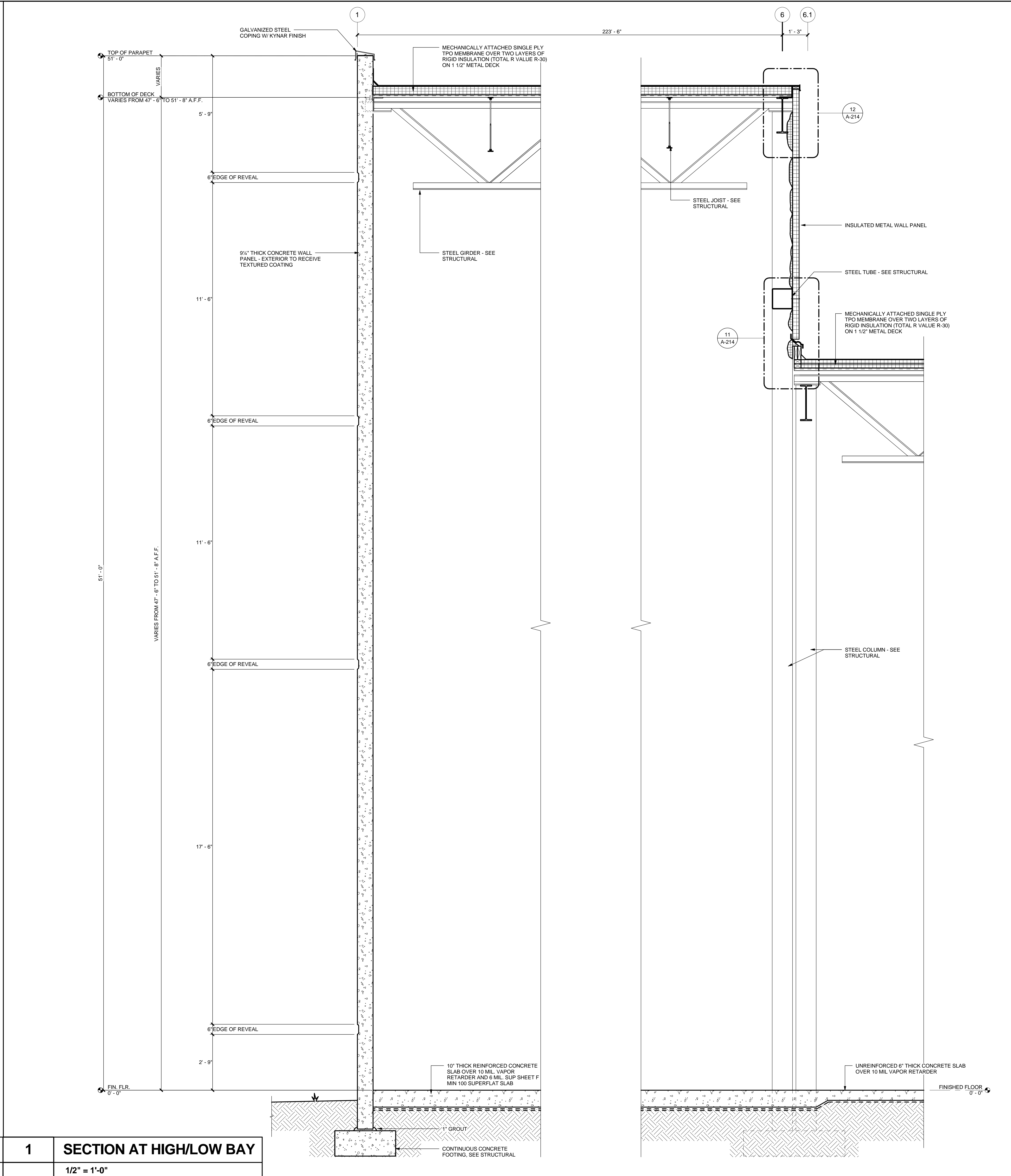
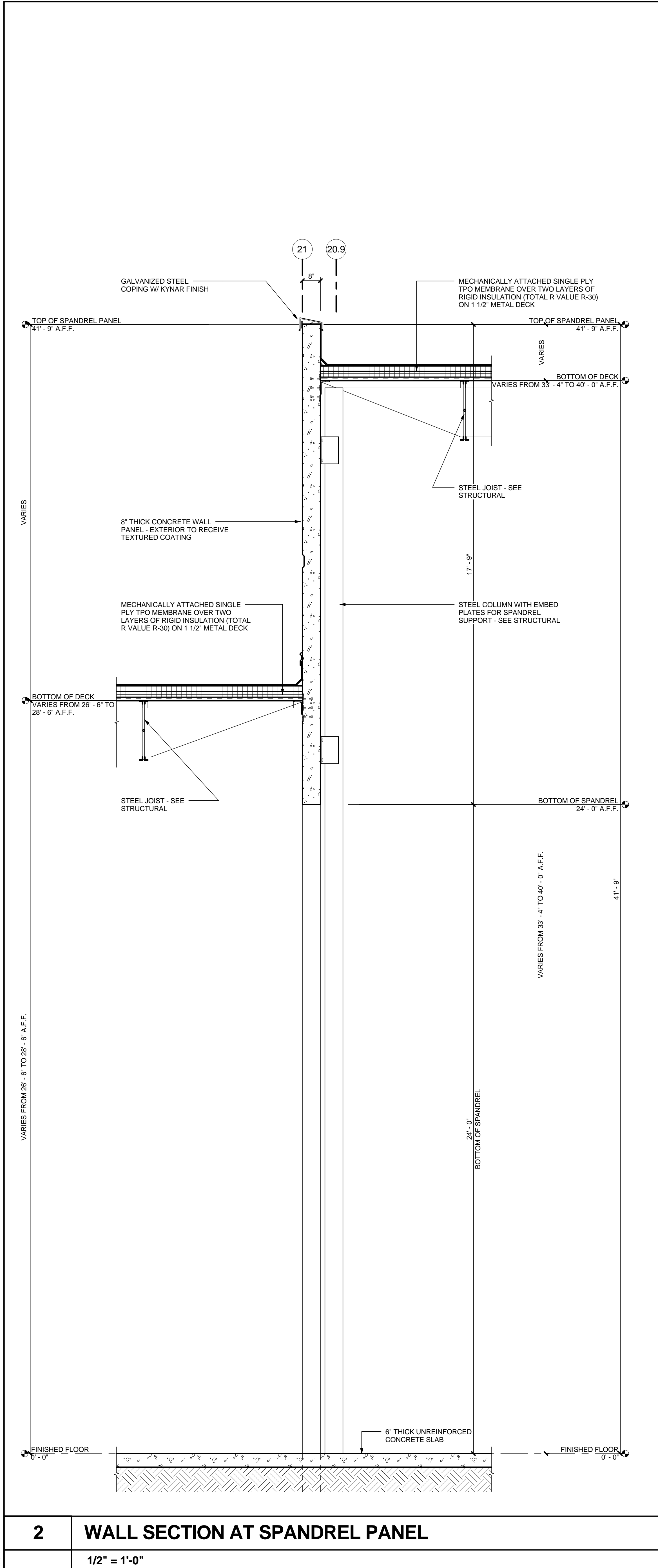



2 SECTION THRU PATIO AREA
1/2" = 1'-0"



1 SECTION AT OFFICE AND HIGH BAY RACKING
1/2" = 1'-0"

8/1/2013 5:46:48 AM






MACGREGOR ASSOCIATES ARCHITECTS

2839 Paces Ferry Road, Suite 500
Atlanta, Georgia 30339
T 770.432.9400 F 770.432.9934

SEAL



07/31/13

CONSULTANT

PRINT RECORD

NUMBER	DATE	DESCRIPTION
	07/31/13	ISSUE FOR BID / PERMIT

PROJECT INFORMATION

HomeGoods

DISTRIBUTION CENTER

125 LOGISTICS CENTER PARKWAY
JEFFERSON, GEORGIA 30549

Be **HomeGoods** Happy

THIS DRAWING, AS AN INSTRUMENT OF SERVICE, IS AND SHALL REMAIN THE PROPERTY OF THE DESIGN PROFESSIONAL AND SHALL NOT BE REPRODUCED, PUBLISHED OR USED IN ANY WAY WITHOUT THE PERMISSION OF THE DESIGN PROFESSIONAL.

THE CONTRACTOR SHALL VERIFY ALL DIMENSIONS AND EXISTING CONDITIONS AT THE SITE BEFORE PROCEEDING WITH EACH PHASE OF HIS WORK.

© MacGregor Associates Architects, Inc. - 1987-2013

DATE	PROJECT NO
07/31/13	2013-018

SHEET TITLE

SECTION AT HIGH/LOW BAY AREA AND DETAILS

SHEET NUMBER

A-403

FOR CONSTRUCTION

2	WALL SECTION AT SPANDREL PANEL	1	SECTION AT HIGH/LOW BAY
	1/2" = 1'-0"		1/2" = 1'-0"



839 Paces Ferry Road, Suite 500
Atlanta, Georgia 30339
T 770.432.9400 F 770.432.9934

REAL



7/31/13

CONSULTANT

PRINT RECORD

NUMBER	DATE	DESCRIPTION
	07/31/13	ISSUE FOR BID / PERMIT

07/31/13 | ISSUE FOR BID / PERMIT

PROJECT INFORMATION

HomeGoods
DISTRIBUTION
CENTER

5 LOGISTICS CENTER PARKWAY
JEFFERSON, GEORGIA 30549



THIS DRAWING, AS AN INSTRUMENT OF SERVICE, IS AND SHALL REMAIN THE PROPERTY OF THE DESIGN PROFESSIONAL AND SHALL NOT BE REPRODUCED, PUBLISHED OR USED IN ANY WAY WITHOUT THE PERMISSION OF THE DESIGN PROFESSIONAL.

THE CONTRACTOR SHALL VERIFY ALL DIMENSIONS AND EXISTING CONDITIONS AT THE SITE BEFORE PROCEEDING WITH EACH PHASE OF HIS WORK.

©Macgregor Associates Architects, Inc. - 1987-2013

DATE	PROJECT NO
07/31/13	2013-01

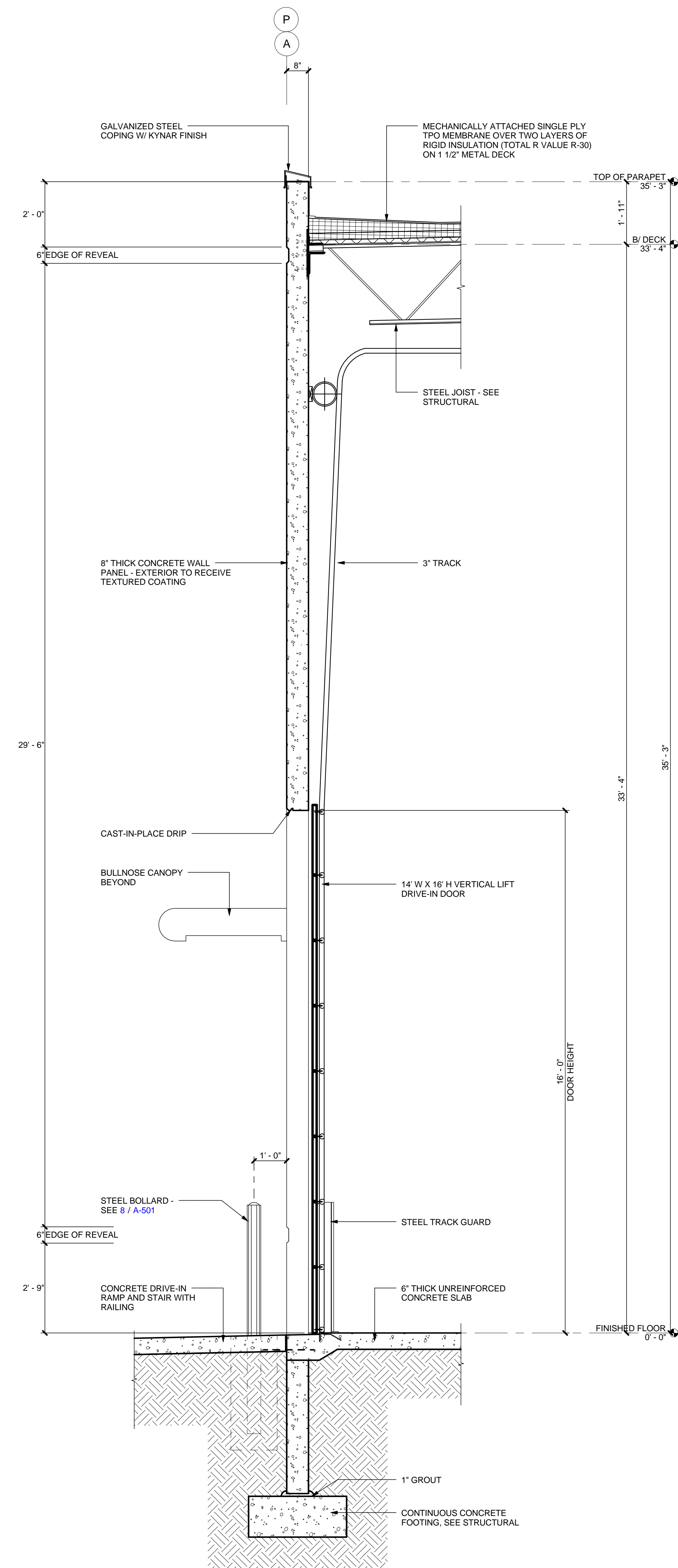
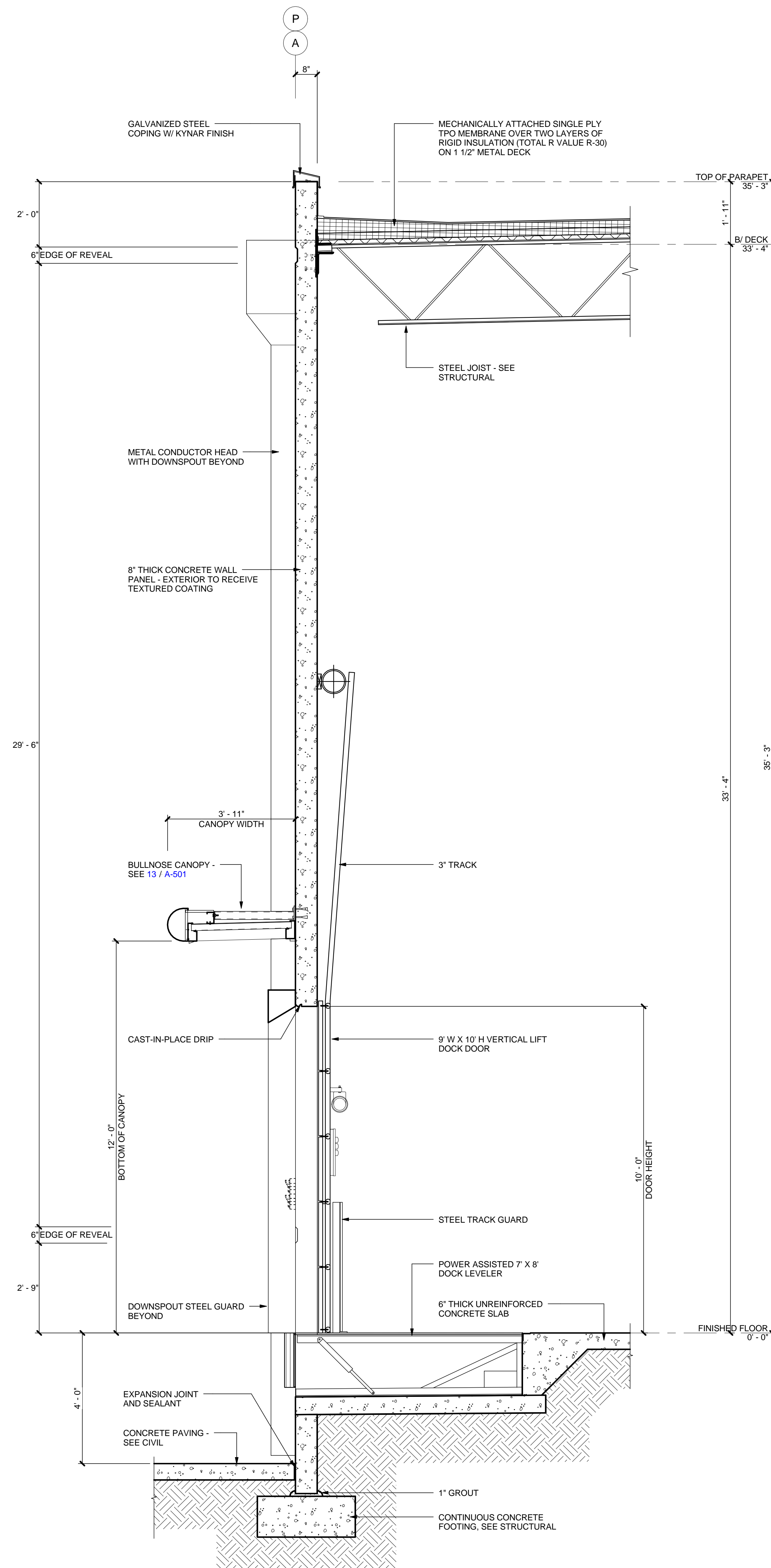

SHEET TITLE

WALL SECTIONS AT RECEIVING AREA

SHEET NUMBER

A-404

FOR CONSTRUCTION



8/1/2013 5:47:03 AM

3 WALL SECTION AT END WALL - RECEIVING

$1/2'' = 1'-0''$

2 WALL SECTION AT RECEIVING DOCK DOOR

$1/2'' = 1'-0''$

1 WALL SECTION AT DRIVE-IN DOOR

1/2" = 1'-0"



MACGREGOR
ASSOCIATES
ARCHITECTS

2839 Paces Ferry Road, Suite 500
Atlanta, Georgia 30339
T 770.432.9400 F 770.432.9934

SEAL



07/31/13

CONSULTANT

PRINT RECORD

NUMBER	DATE	DESCRIPTION
07/31/13	ISSUE FOR BID / PERMIT	

PROJECT INFORMATION

HomeGoods
DISTRIBUTION
CENTER

125 LOGISTICS CENTER PARKWAY
JEFFERSON, GEORGIA 30549

Be
HomeGoods
Happy

THIS DRAWING, AS AN INSTRUMENT OF SERVICE,
IS AND SHALL REMAIN THE PROPERTY OF THE
DESIGN PROFESSIONAL AND SHALL NOT BE
REPRODUCED, PUBLISHED OR USED IN ANY WAY
WITHOUT THE PERMISSION OF THE DESIGN
PROFESSIONAL.

THE CONTRACTOR SHALL VERIFY ALL DIMENSIONS
AND EXISTING CONDITIONS AT THE SITE BEFORE
PROCEEDING WITH EACH PHASE OF HIS WORK.
©MacGregor Associates Architects, Inc. - 1987-2013

DATE	PROJECT NO
07/31/13	2013-018

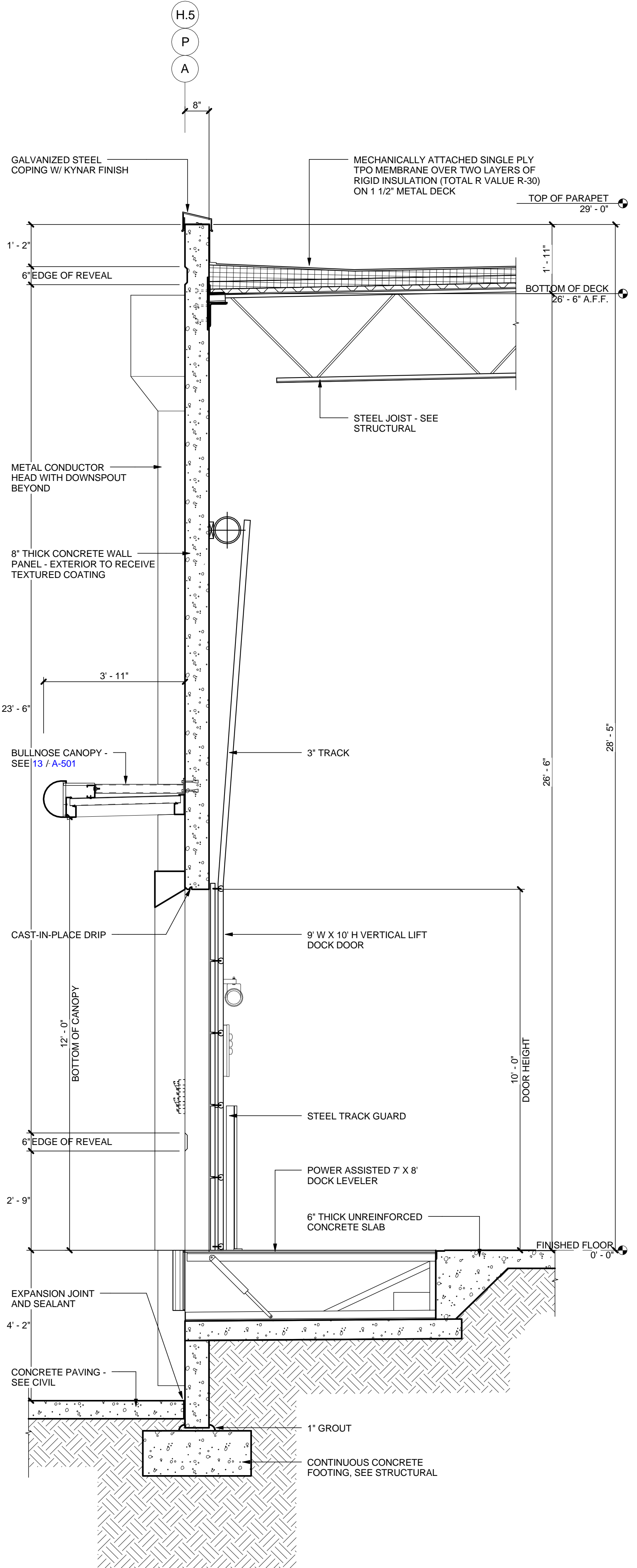
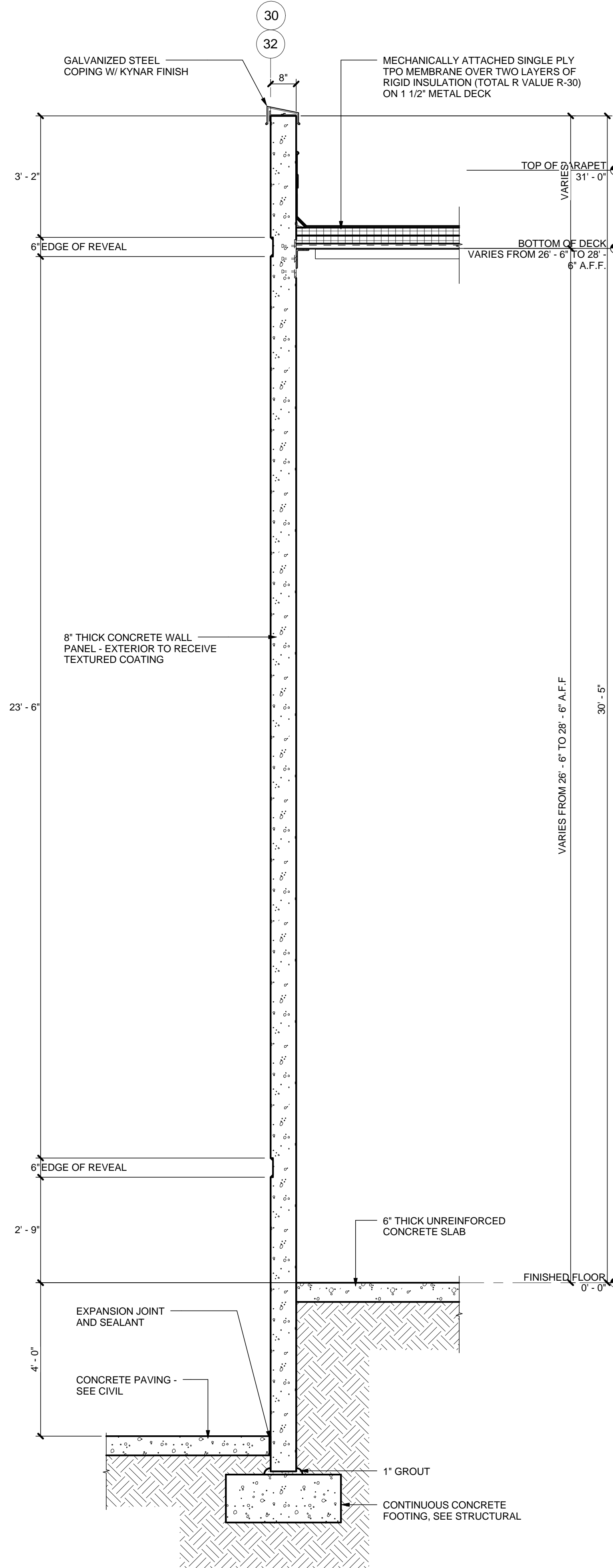
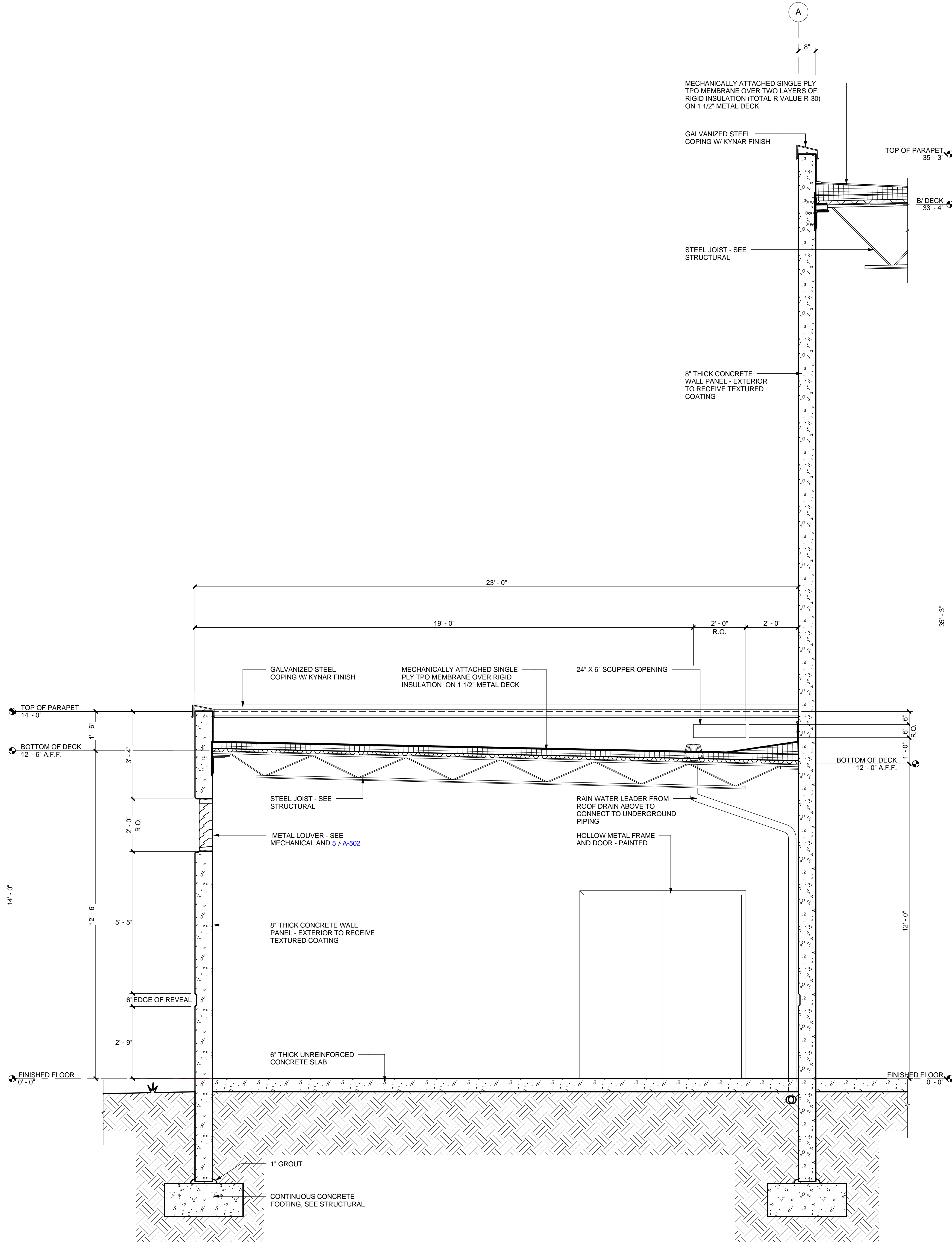
SHEET TITLE

**WALL
SECTIONS AT
SHIPPING AREA
AND FIRE PUMP
HOUSE**

SHEET NUMBER

A-405

FOR CONSTRUCTION



3 WALL SECTION AT FIRE PUMP HOUSE

1/2" = 1'-0"

2 WALL SECTION AT END WALL - SHIPPING

1/2" = 1'-0"

1 WALL SECTION AT SHIPPING DOCK DOOR

1/2" = 1'-0"

8/1/2013 5:42:21 AM



**2839 Paces Ferry Road, Suite 500
Atlanta, Georgia 30339
T 770.432.9400 F 770.432.9934**

SEAL



07/31/13

CONSULTANT

[PRINT RECORD](#)

NUMBER	DATE	DESCRIPTION
	07/31/13	ISSUE FOR BID / PERMIT

07/31/13 ISSUE FOR BID / PERMIT

PROJECT INFORMATION

HomeGoods

DISTRIBUTION
CENTER

125 LOGISTICS CENTER PARKWAY
JEFFERSON, GEORGIA 30549

Be
HomeGoods
Happy®

THIS DRAWING, AS AN INSTRUMENT OF SERVICE, IS AND SHALL REMAIN THE PROPERTY OF THE DESIGN PROFESSIONAL AND SHALL NOT BE REPRODUCED, PUBLISHED OR USED IN ANY WAY WITHOUT THE PERMISSION OF THE DESIGN PROFESSIONAL.

THE CONTRACTOR SHALL VERIFY ALL DIMENSION AND EXISTING CONDITIONS AT THE SITE BEFORE PROCEEDING WITH EACH PHASE OF HIS WORK.

DATE	PROJECT NO
07/31/13	2013-018

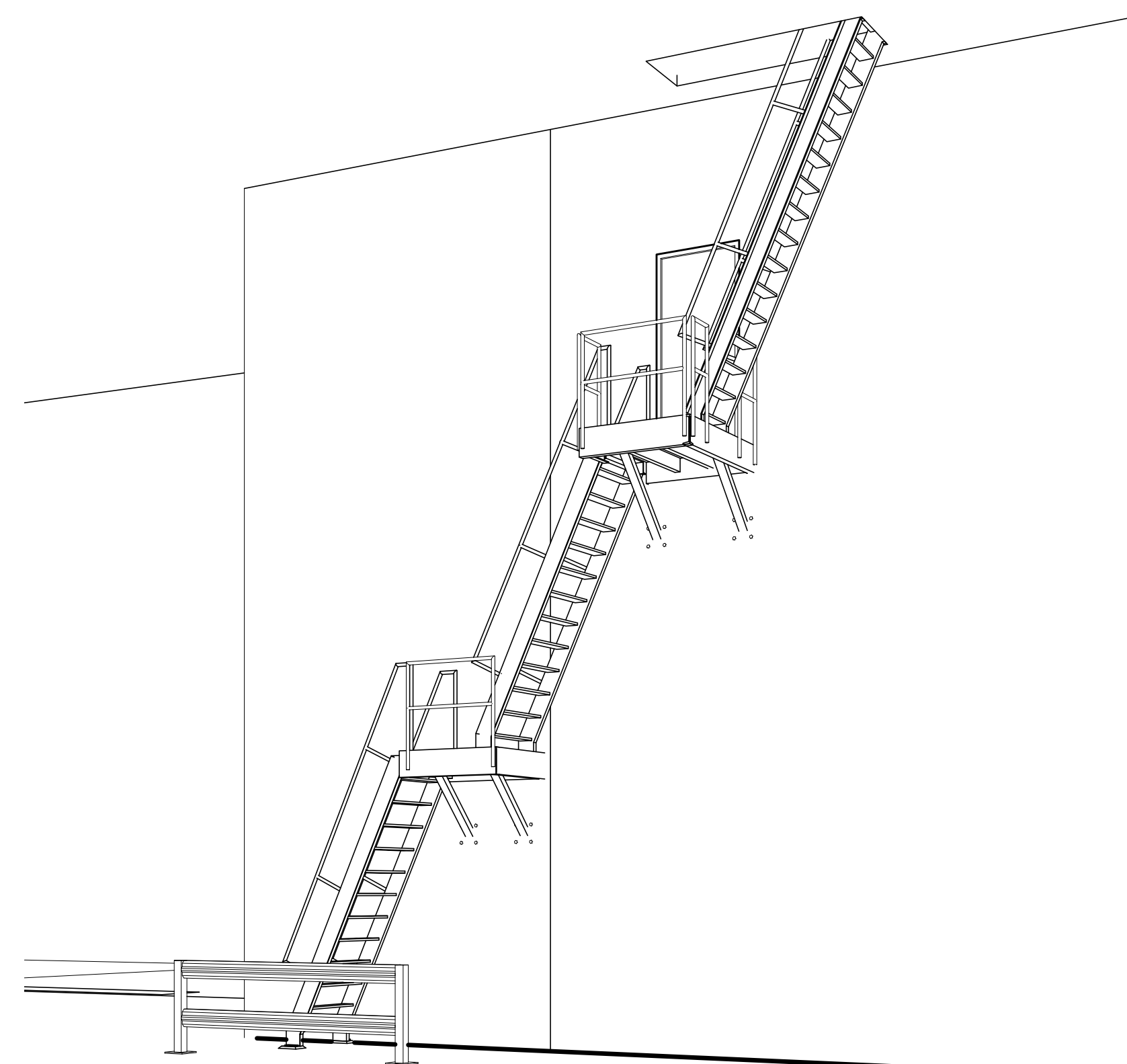
SHEET TITLE

INTERIOR SHIP'S LADDER PLAN, SECTION, ELEVATION AND DETAIL

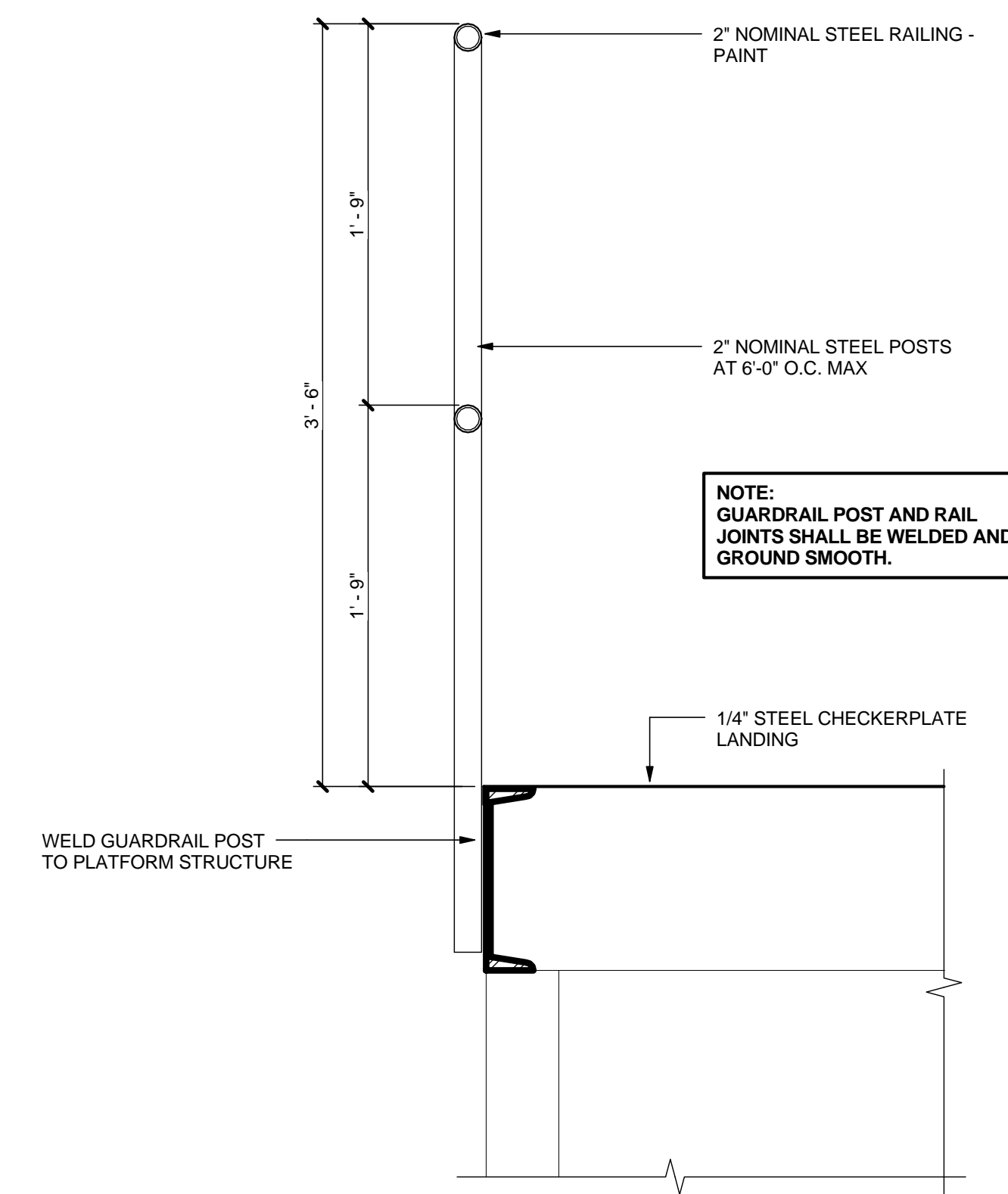
SHEET NUMBER

A-406

FOR CONSTRUCTION

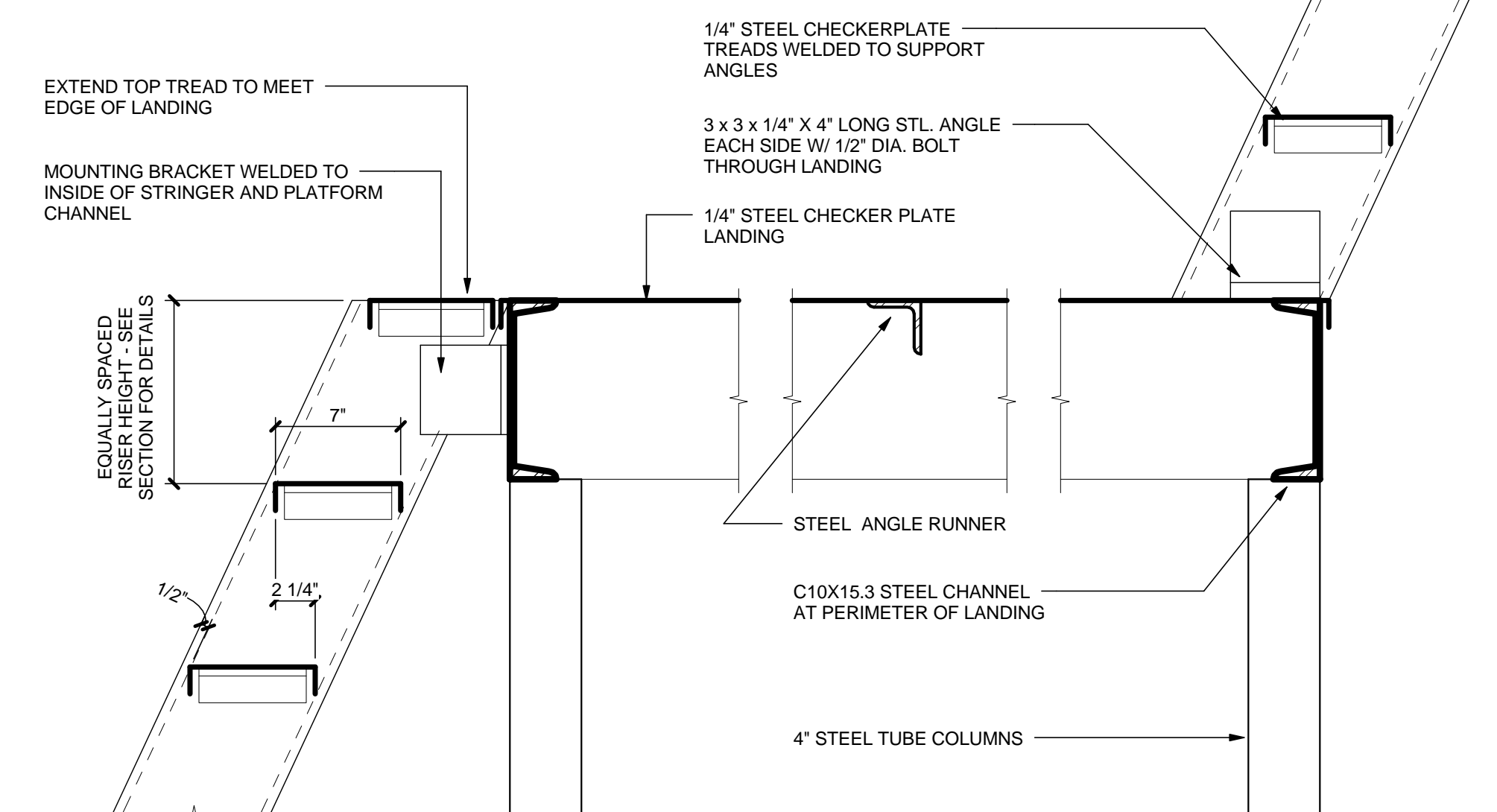


6	VIEW AT INTERIOR SHIP'S LADDER
---	--------------------------------



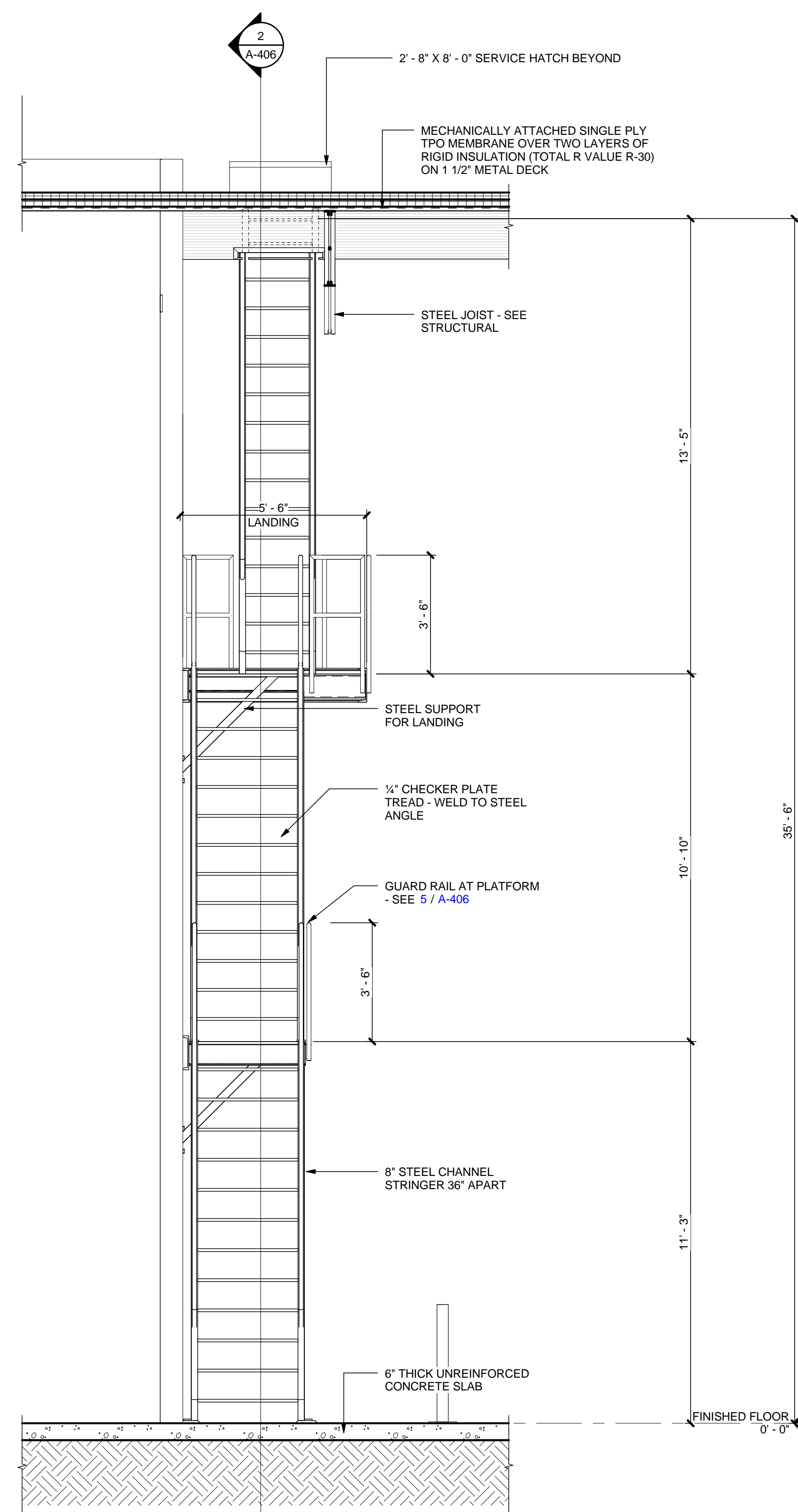
5	GUARDRAIL AT PLATFORM
---	------------------------------

1 1/2" = 1'-0"

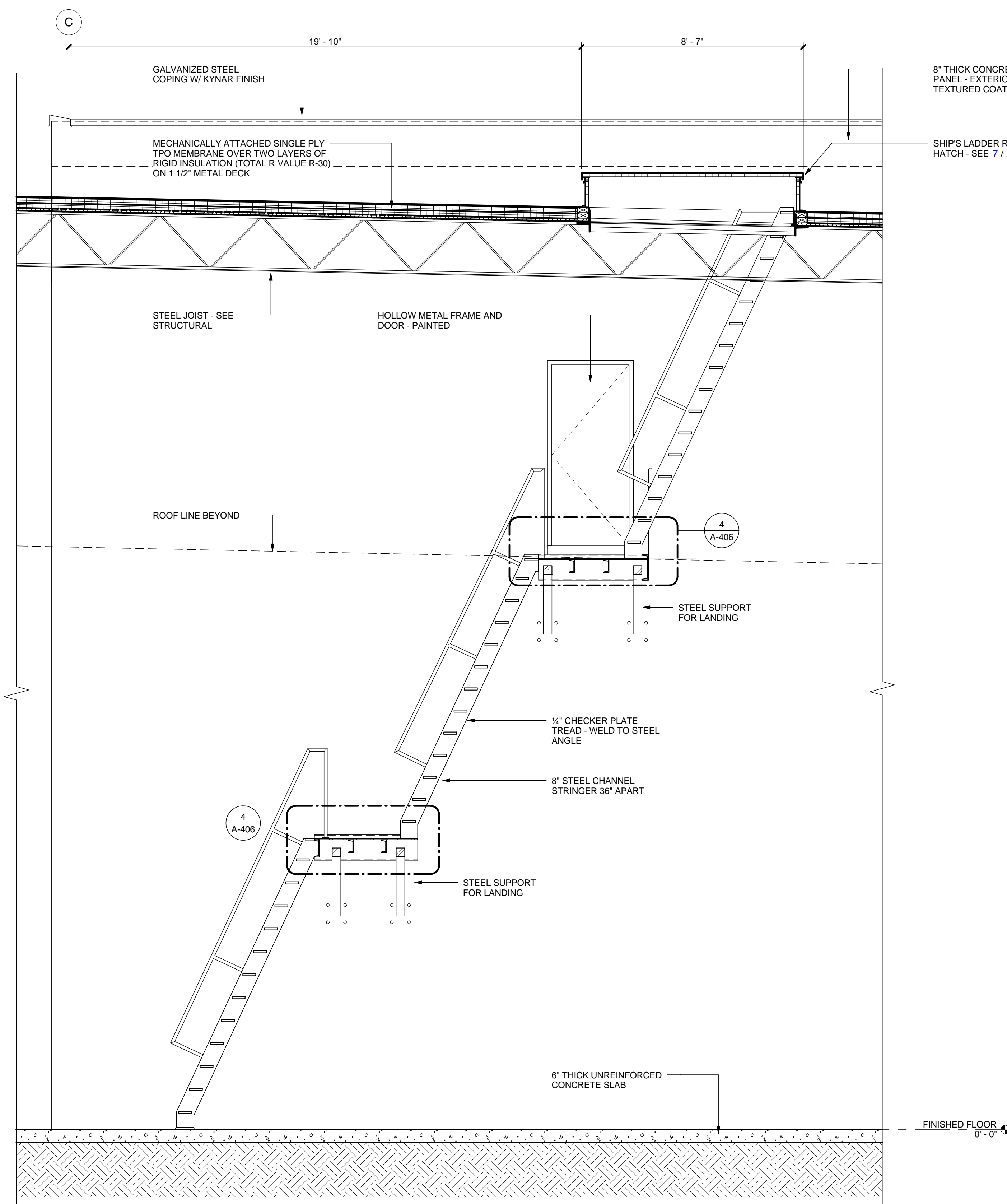


4	SHIPS LADDER DETAIL AT LANDING
---	--------------------------------

1 1/2" = 1'-0"

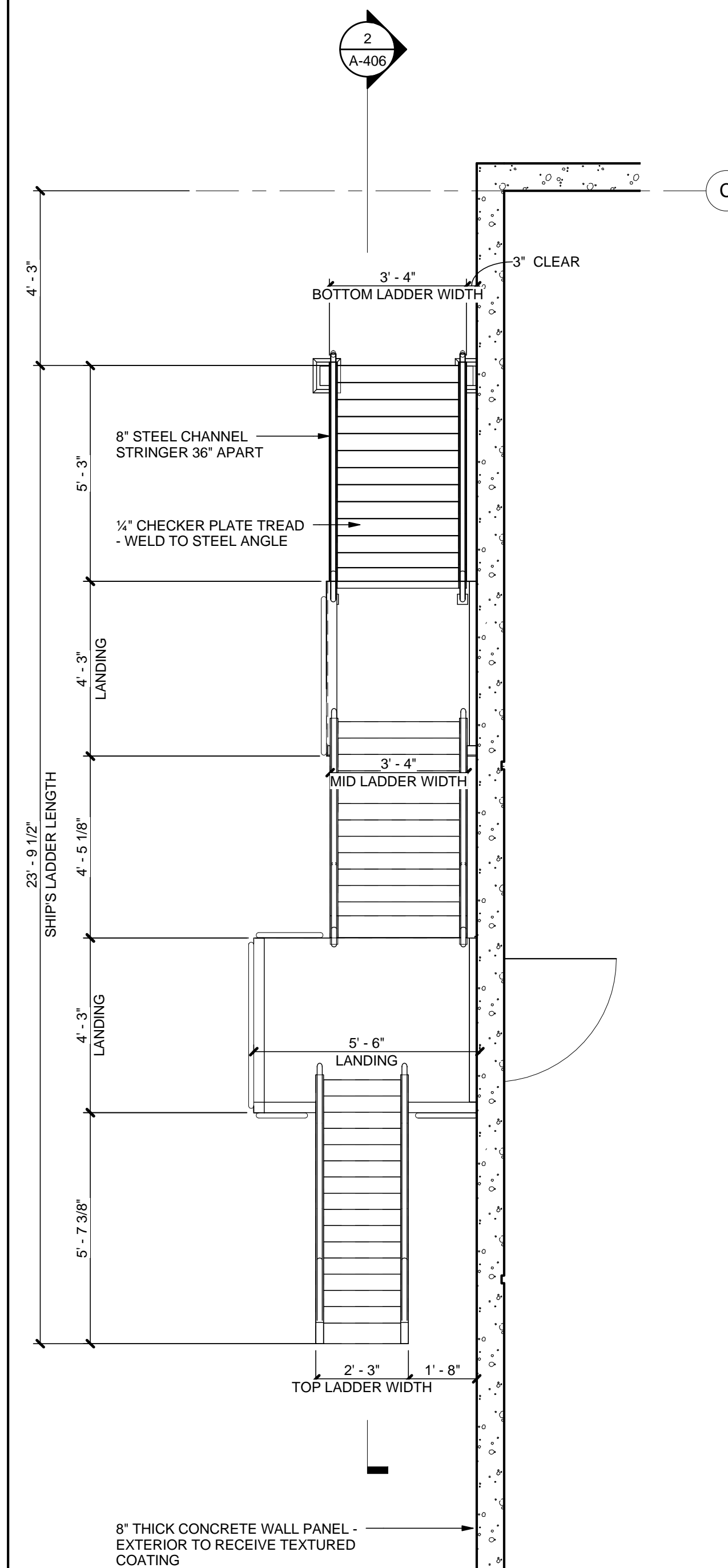


3	ELEVATION AT SHIP'S LADDER
---	----------------------------

$$\frac{3}{8}'' = 1'-0''$$


2	SECTION AT SHIP'S LADDER
---	--------------------------

3/8" = 1'-0"



1	SHIP'S LADDER - PLAN
---	----------------------

3/8" = 1'-0"

4/1/2013 5:47:42 AM



MACGREGOR
ASSOCIATES
ARCHITECTS

2839 Paces Ferry Road, Suite 500
Atlanta, Georgia 30339
T 770.432.9400 F 770.432.9934

SEAL



07/31/13

CONSULTANT

PRINT RECORD

NUMBER	DATE	DESCRIPTION
07/31/13		ISSUE FOR BID / PERMIT

PROJECT INFORMATION

HomeGoods
DISTRIBUTION
CENTER

125 LOGISTICS CENTER PARKWAY
JEFFERSON, GEORGIA 30549

Be
HomeGoods
Happy

THIS DRAWING, AS AN INSTRUMENT OF SERVICE, IS AND SHALL REMAIN THE PROPERTY OF THE DESIGN PROFESSIONAL AND SHALL NOT BE REPRODUCED, PUBLISHED OR USED IN ANY WAY WITHOUT THE PERMISSION OF THE DESIGN PROFESSIONAL.
THE CONTRACTOR SHALL VERIFY ALL DIMENSIONS AND EXISTING CONDITIONS AT THE SITE BEFORE PROCEEDING WITH EACH PHASE OF HIS WORK.
© MacGregor Associates Architects, Inc. - 1987-2013

DATE	PROJECT NO
07/31/13	2013-018


SHEET TITLE

**EXTERIOR
SHIP'S LADDER
PLAN, SECTION
AND
ELEVATION**

SHEET NUMBER

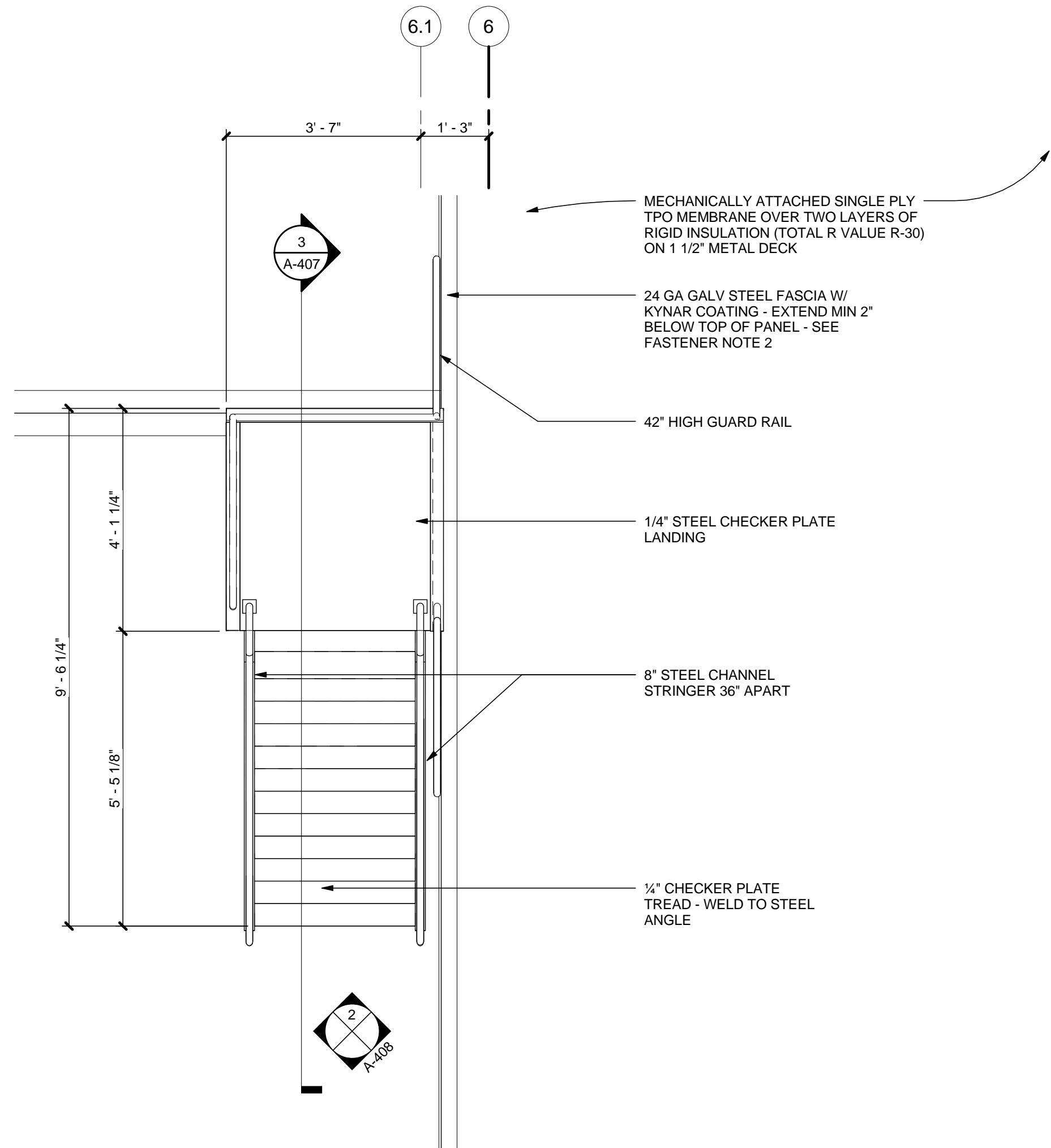
A-407

FOR CONSTRUCTION



4

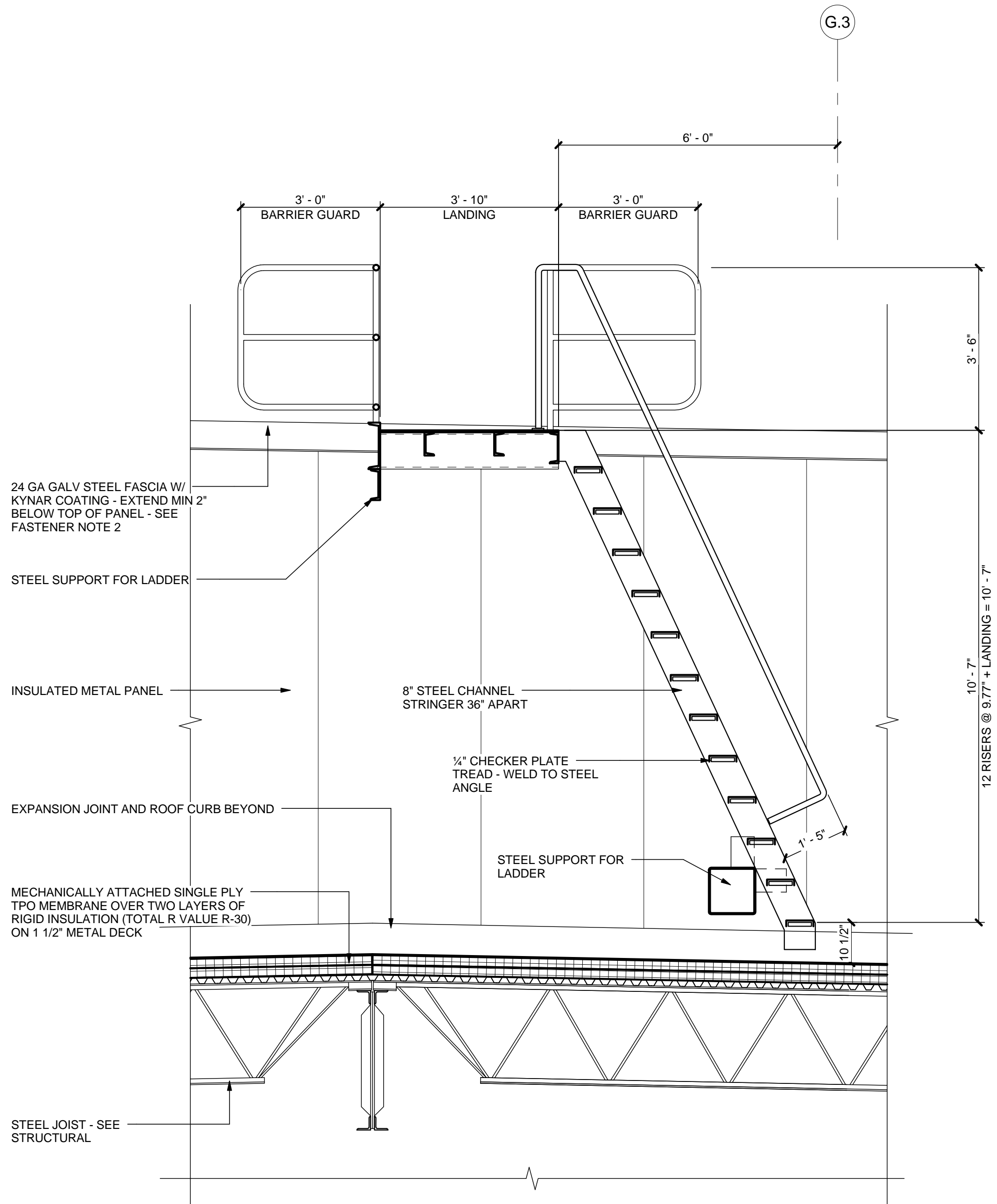
VIEW AT EXTERIOR SHIP'S LADDER



1

EXTERIOR SHIP'S LADDER - PLAN

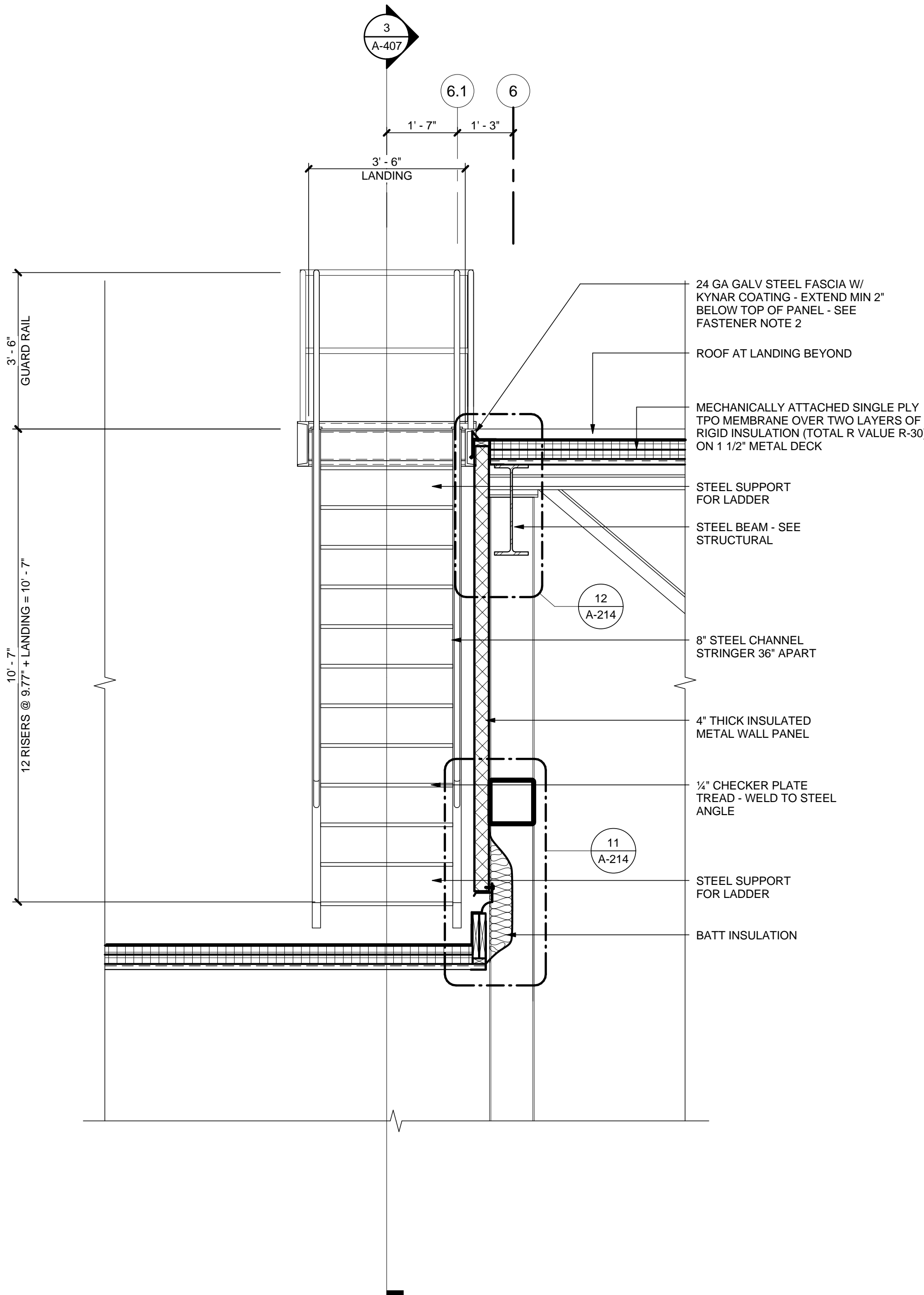
1/2" = 1'-0"



3

SECTION AT SHIP'S LADDER TO HIGH BAY ROOF

1/2" = 1'-0"

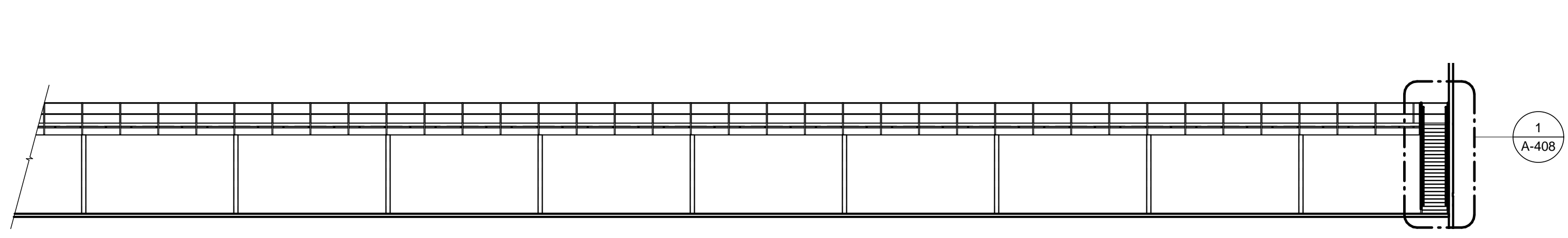
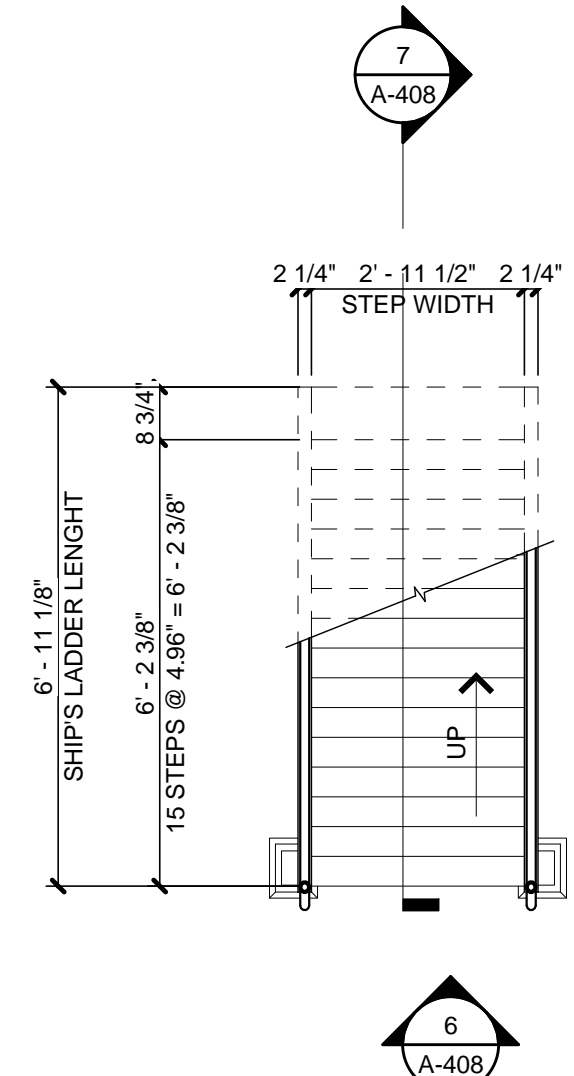
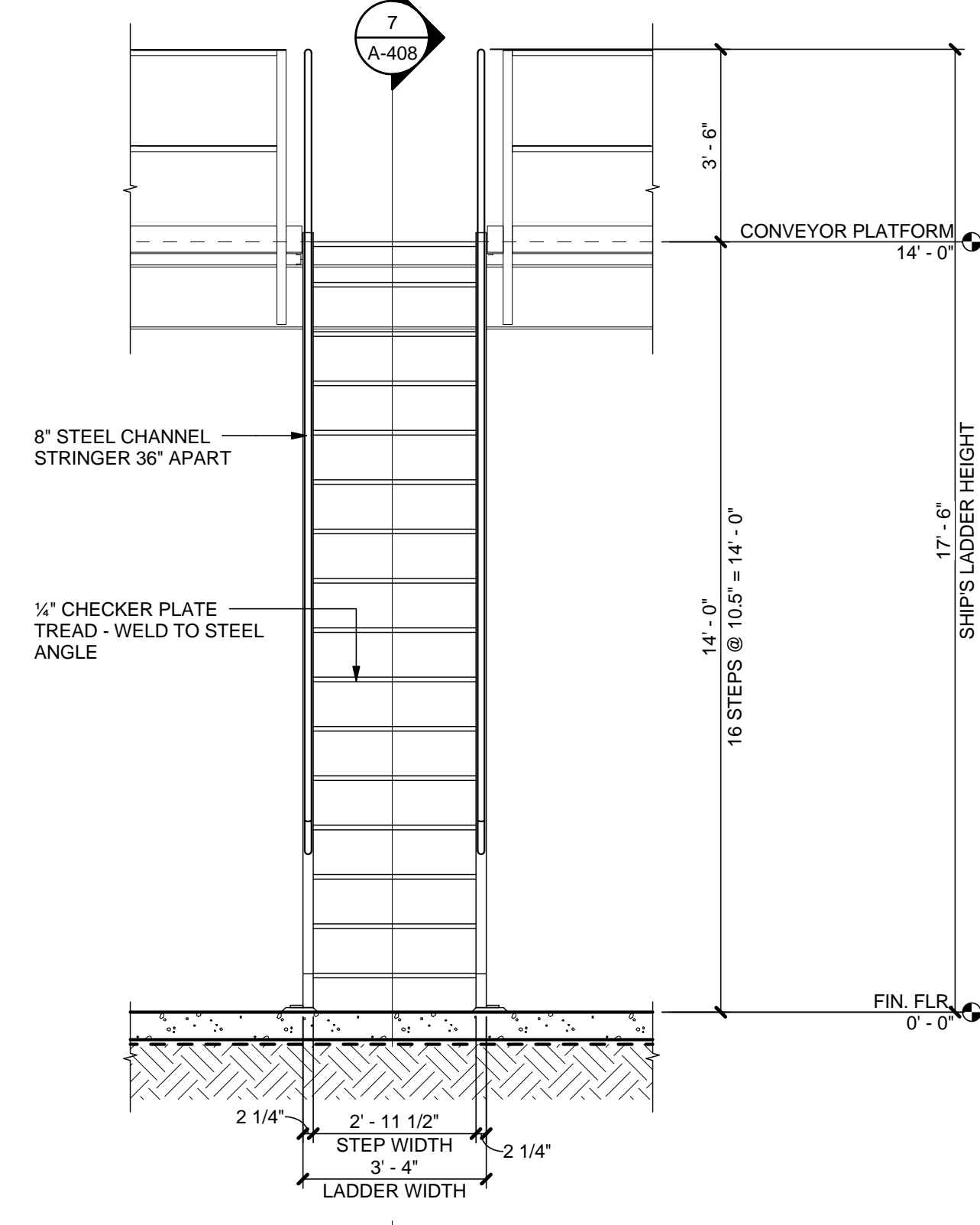
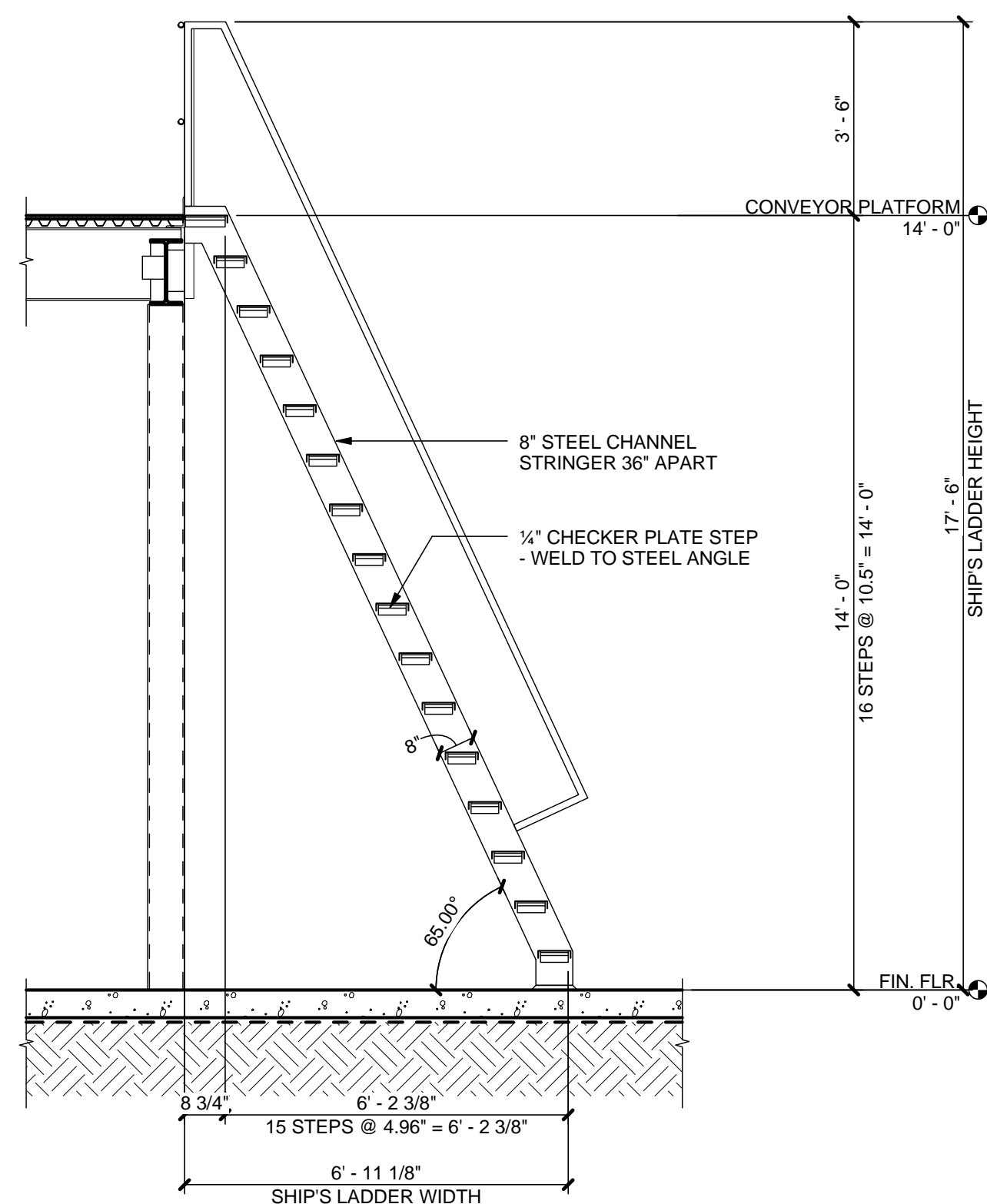


2

ELEVATION AT SHIP'S LADDER TO HIGH BAY ROOF

1/2" = 1'-0"

8/1/2013 9:47:58 AM

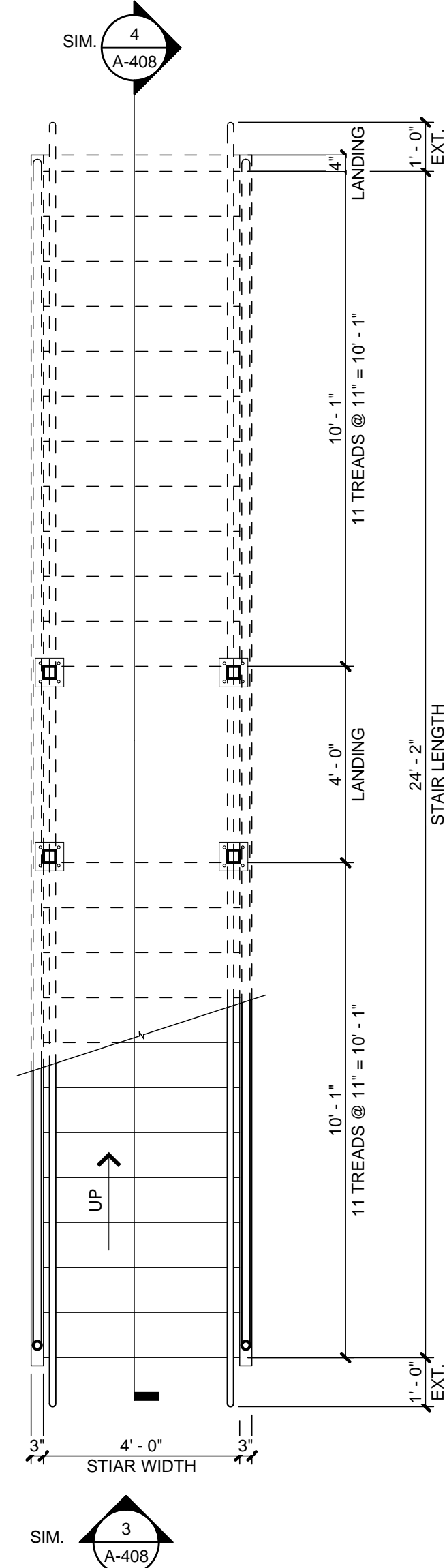
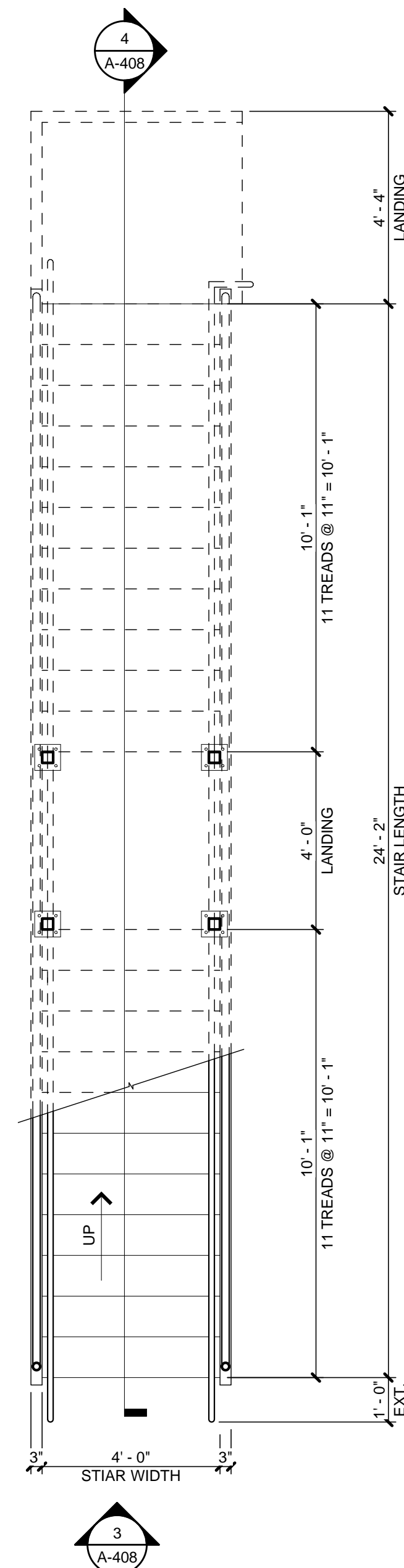
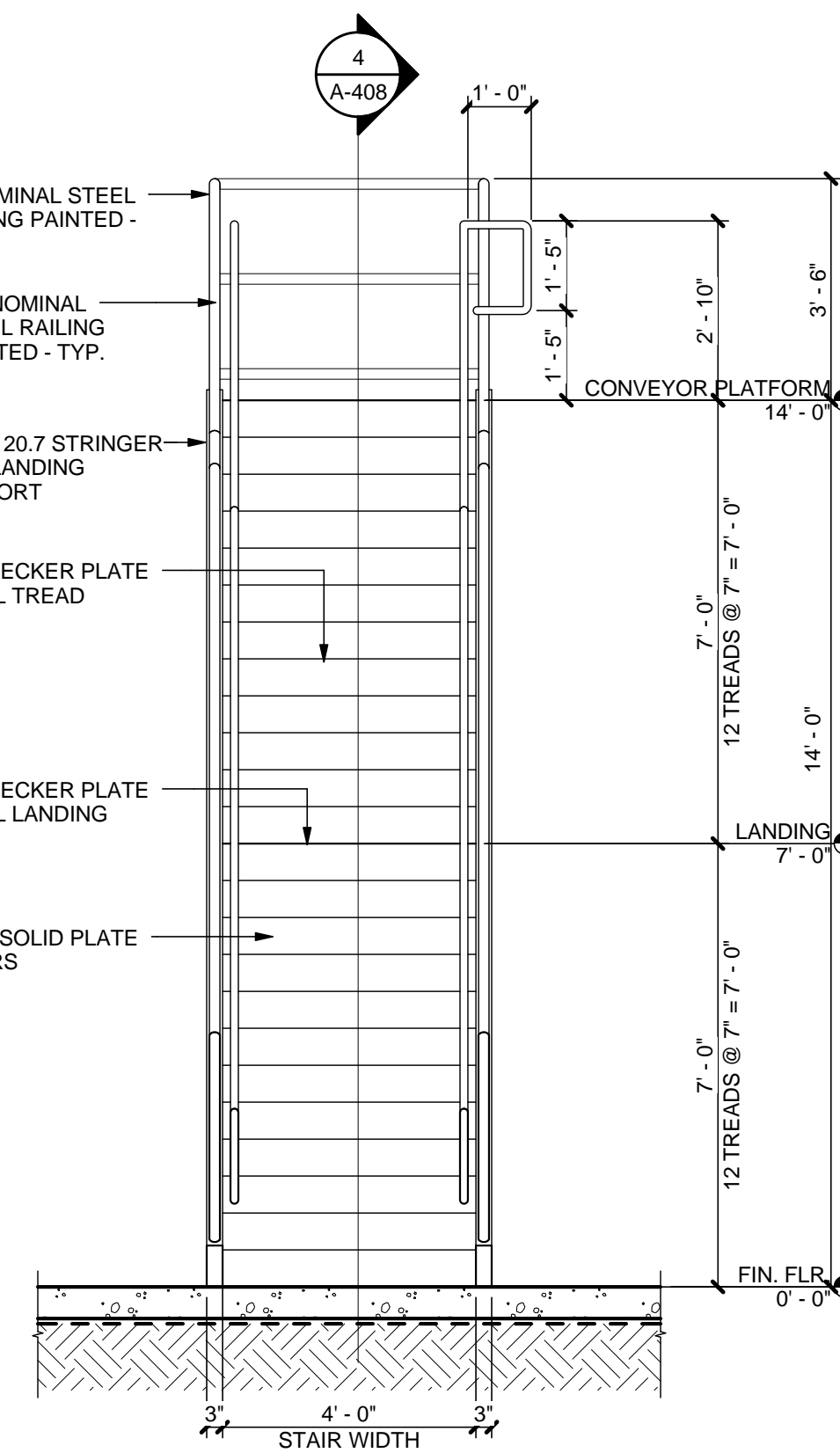
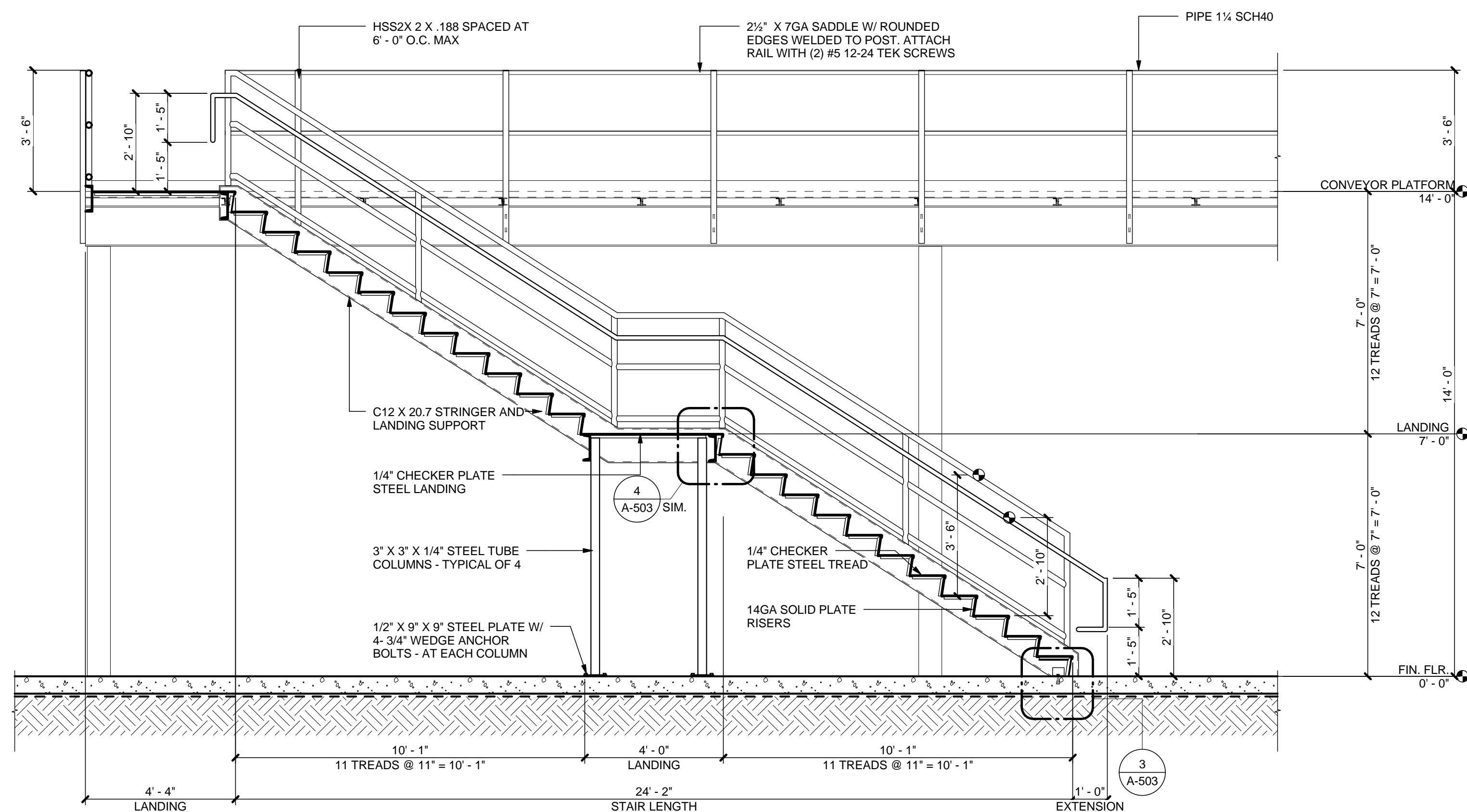

$$1/16'' = 1'-0''$$


3/8" = 1'-0"

3/8" = 1'-0"

$$\frac{3}{8}'' = 1'-0''$$

1 1/2" = 1'-0"



3/8" = 1'-0"

3/8" = 1'-0"

$3/8" = 1'-0"$

$3/8" = 1'-0"$



2839 Paces Ferry Road, Suite 500
Atlanta, Georgia 30339
T 770.432.9400 F 770.432.9934



CONSULTANT

PRINT RECORD

NUMBER	DATE	DESCRIPTION
	07/31/13	ISSUE FOR BID / PERM

[illegible]

PROJECT INFORMATION

HomeGoods

DISTRIBUTION
CENTER

125 LOGISTICS CENTER PARKWAY
JEFFERSON, GEORGIA 30549



THIS DRAWING, AS AN INSTRUMENT OF SERVICE IS AND SHALL REMAIN THE PROPERTY OF THE DESIGN PROFESSIONAL AND SHALL NOT BE REPRODUCED, PUBLISHED OR USED IN ANY WAY WITHOUT THE PERMISSION OF THE DESIGN PROFESSIONAL.

THE CONTRACTOR SHALL VERIFY ALL DIMENSIONS AND EXISTING CONDITIONS AT THE SITE BEFORE PROCEEDING WITH EACH PHASE OF HIS WORK.

DATE	PROJECT NO
07/31/13	2013-018

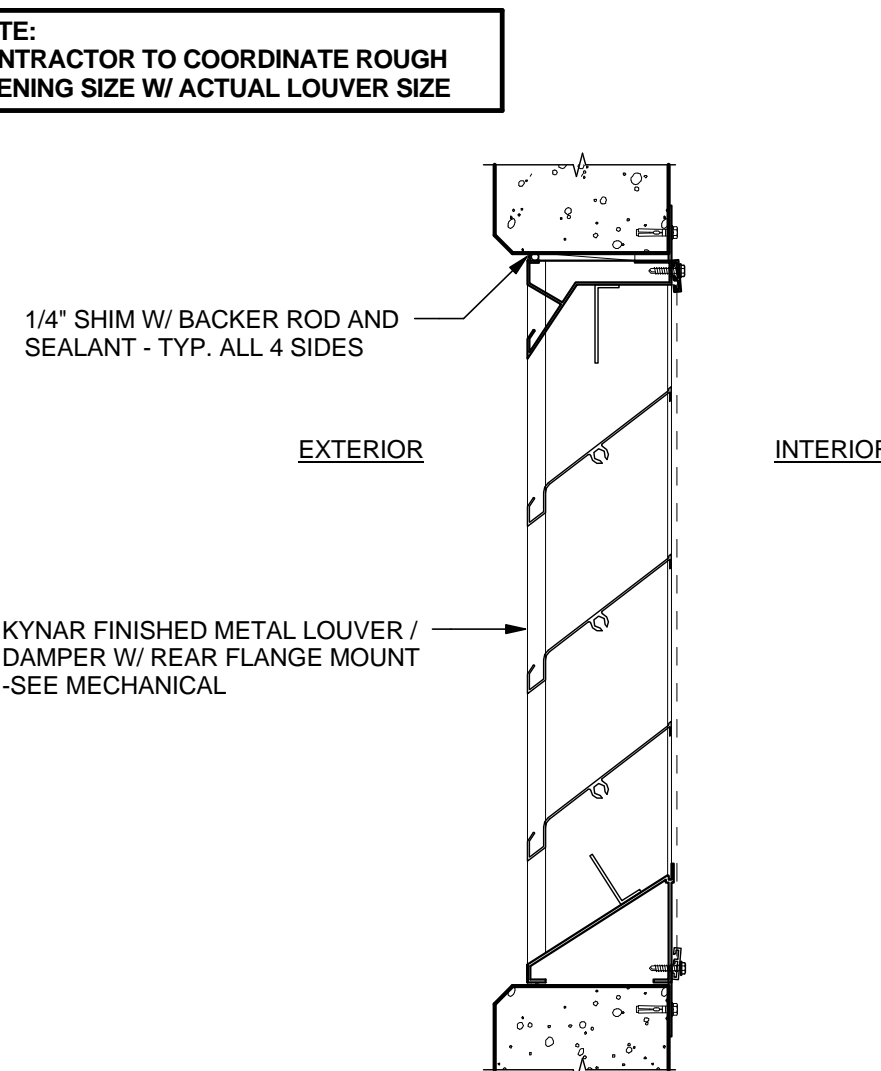
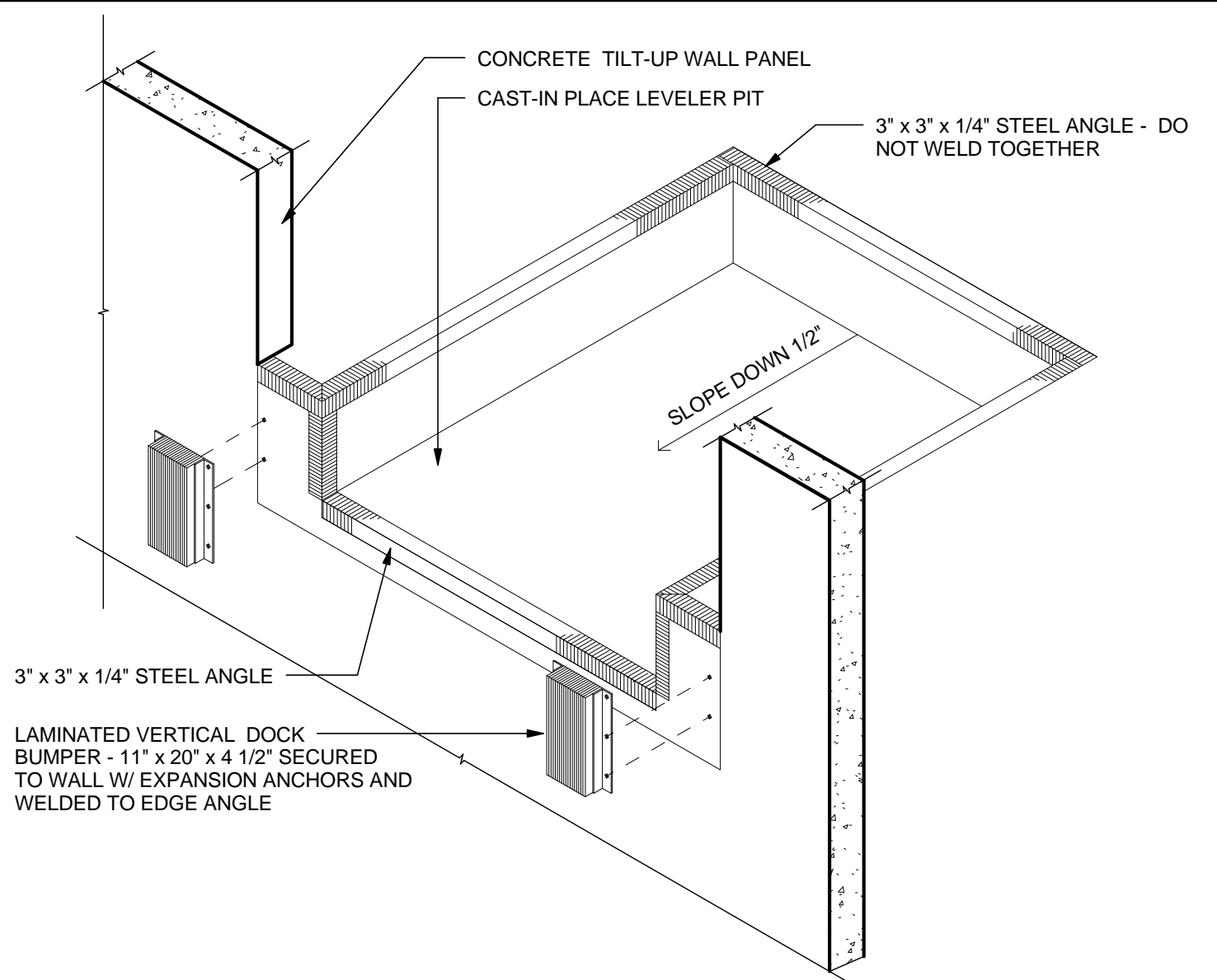




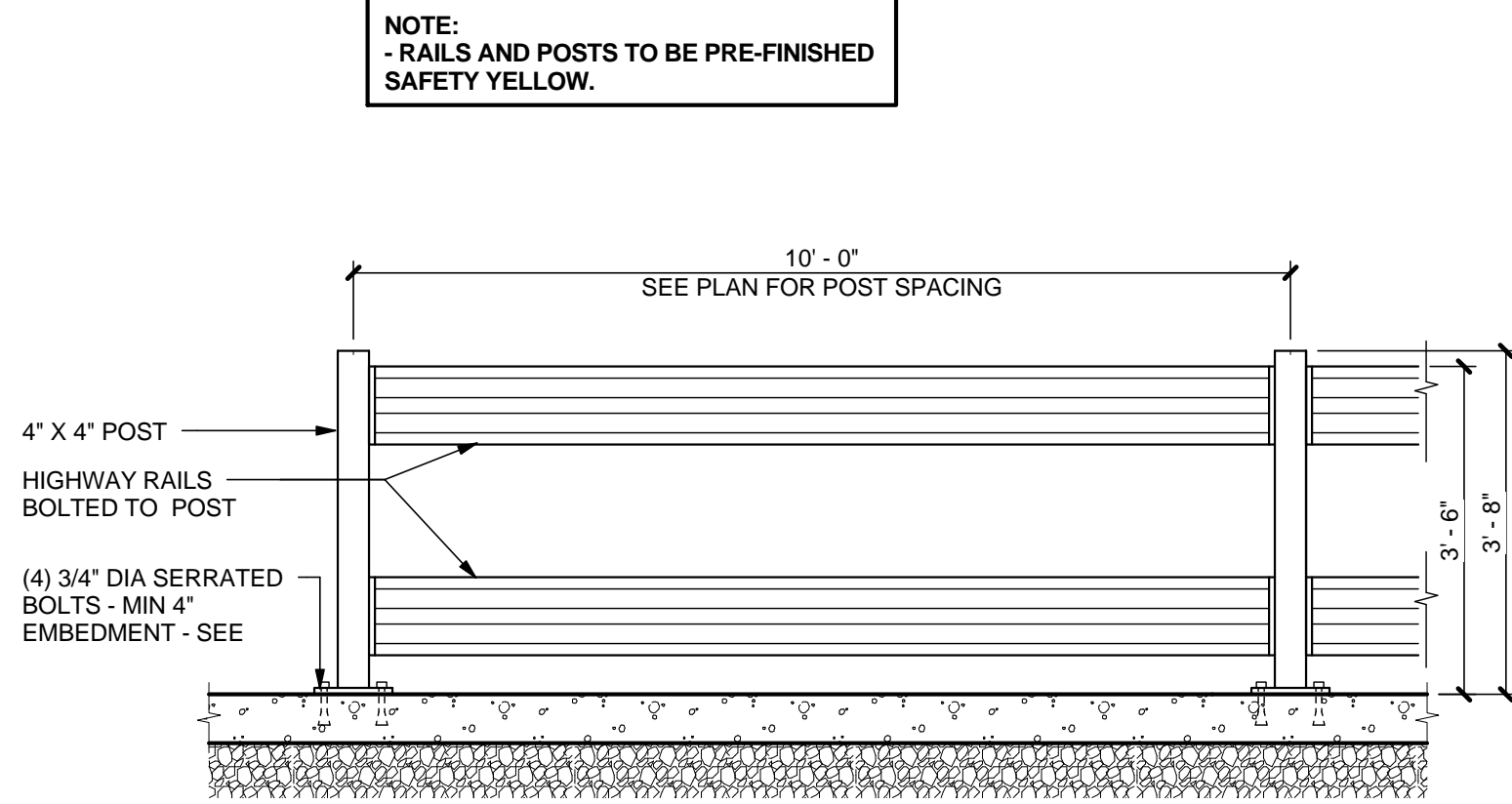
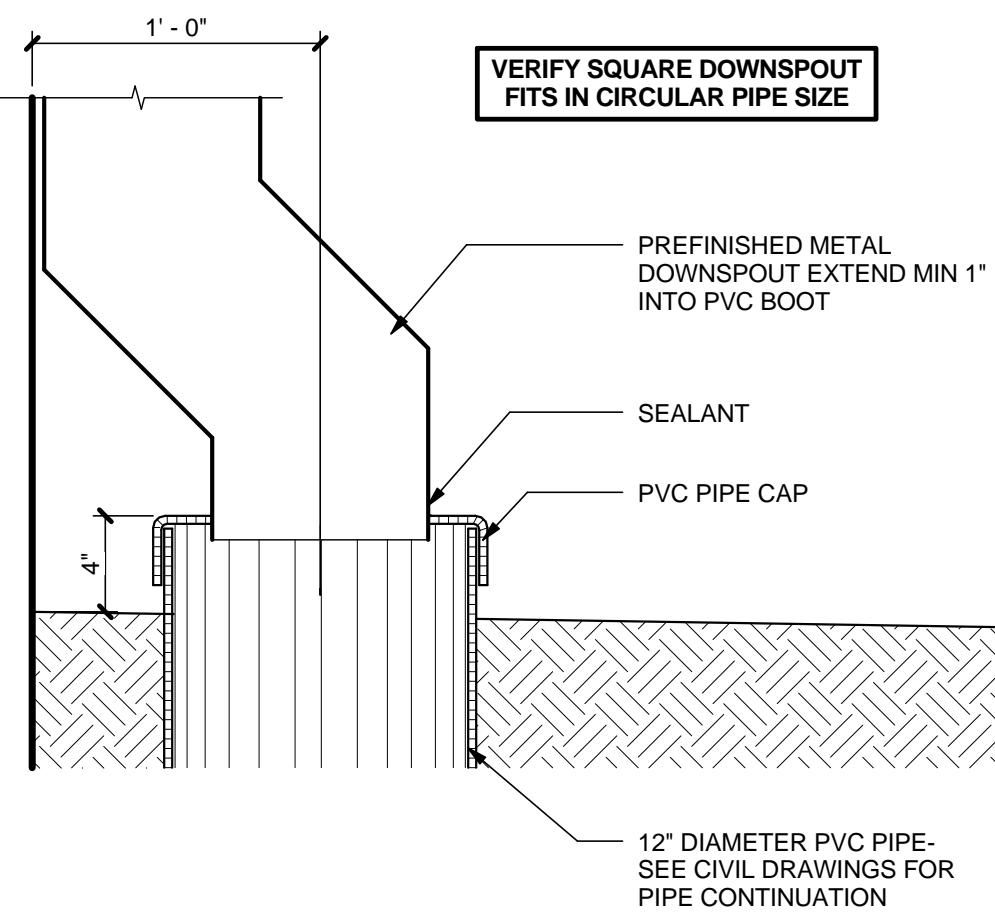
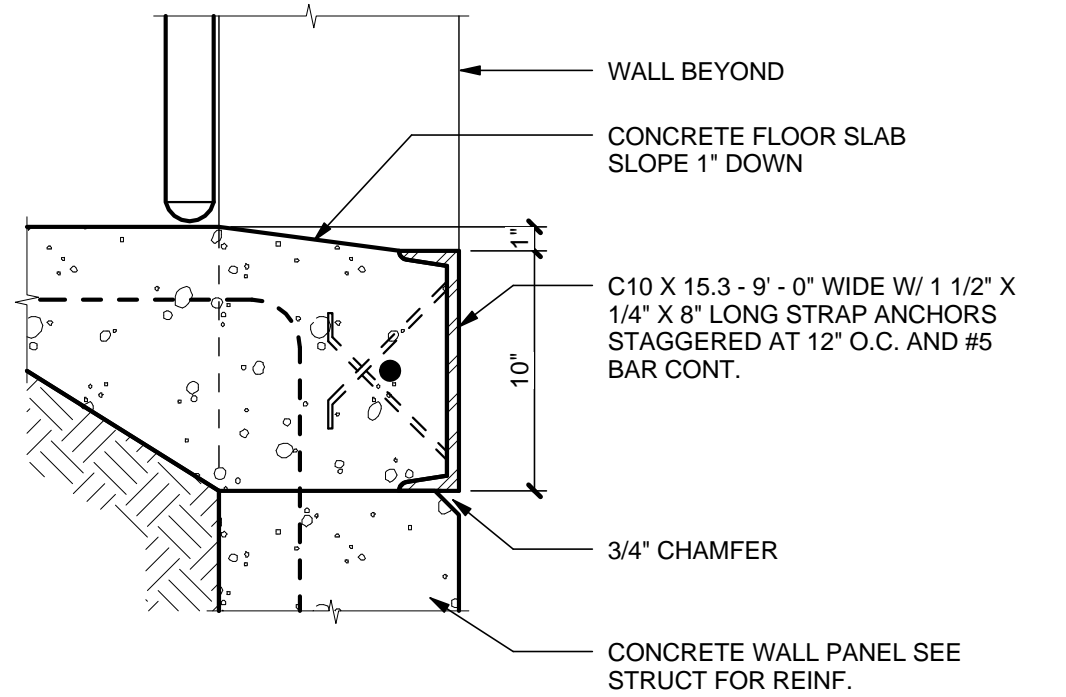
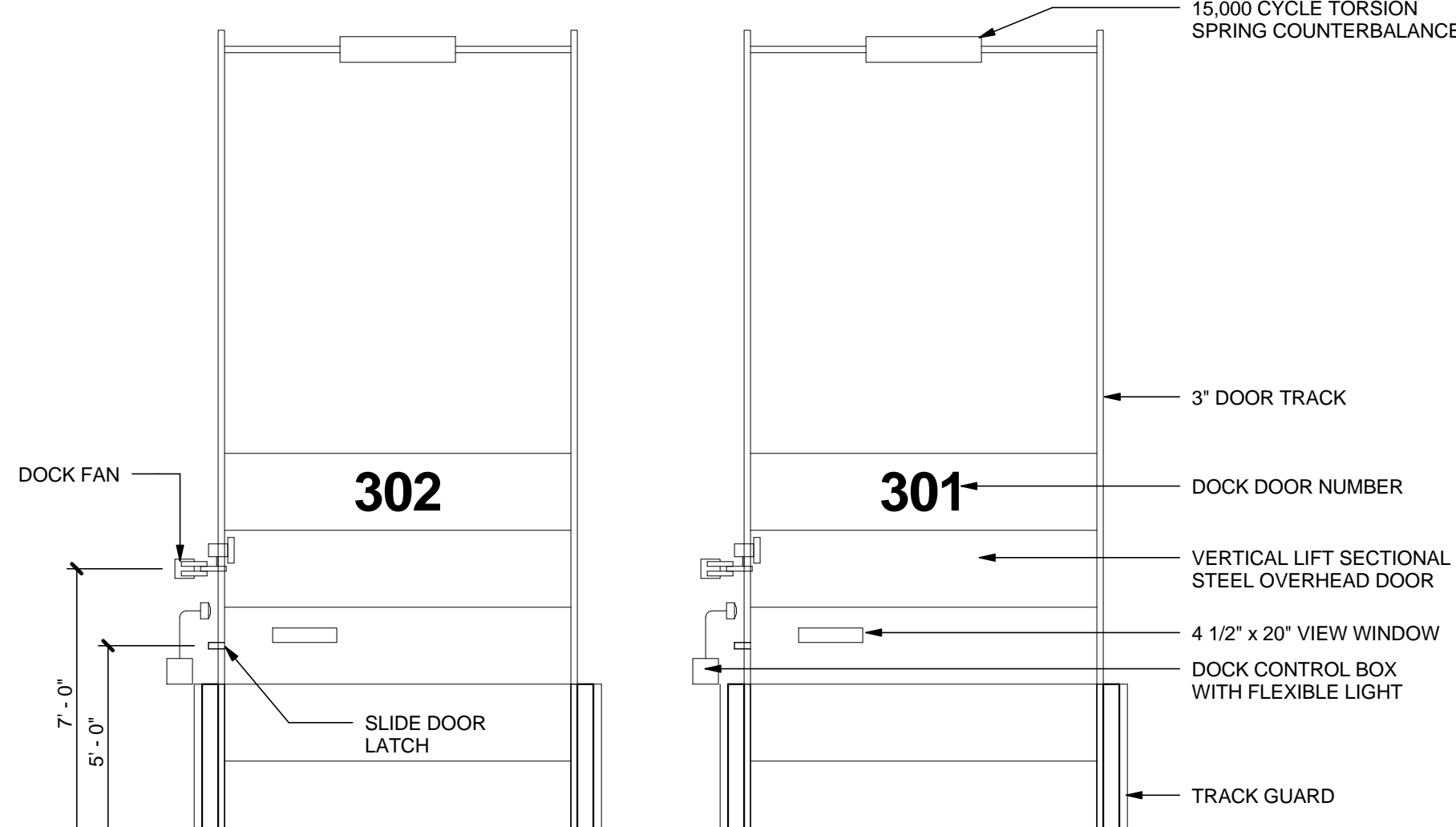
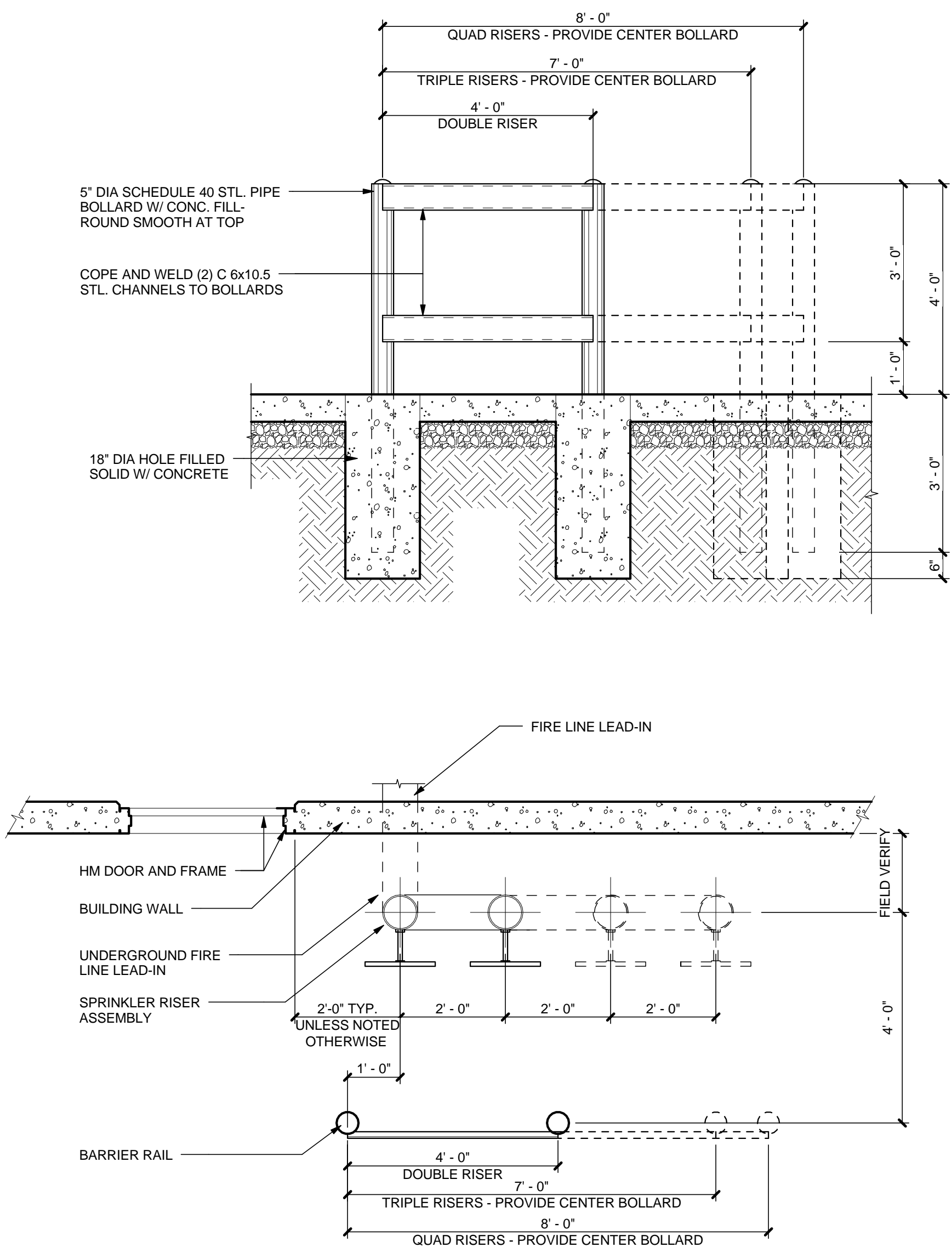
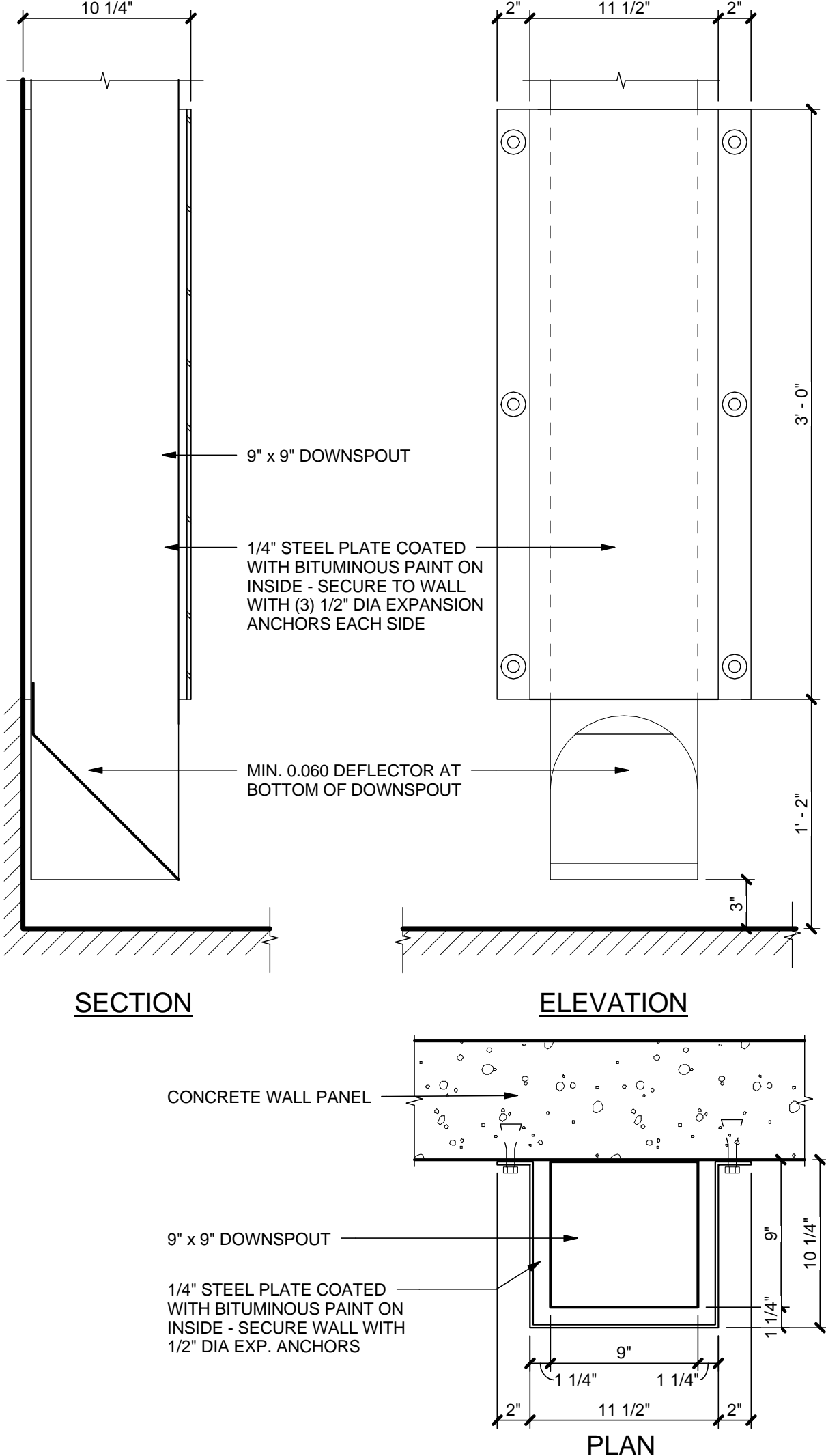
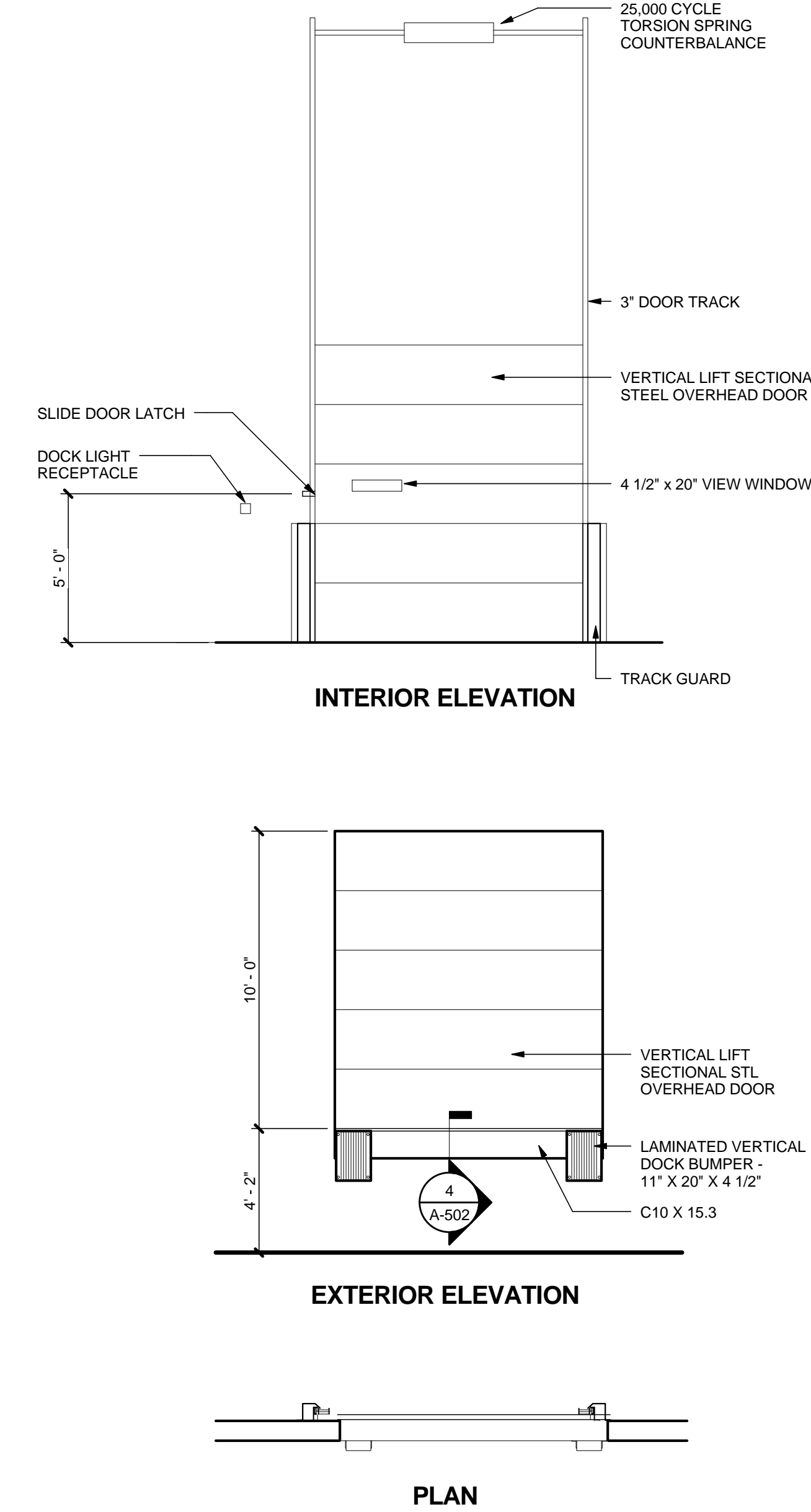
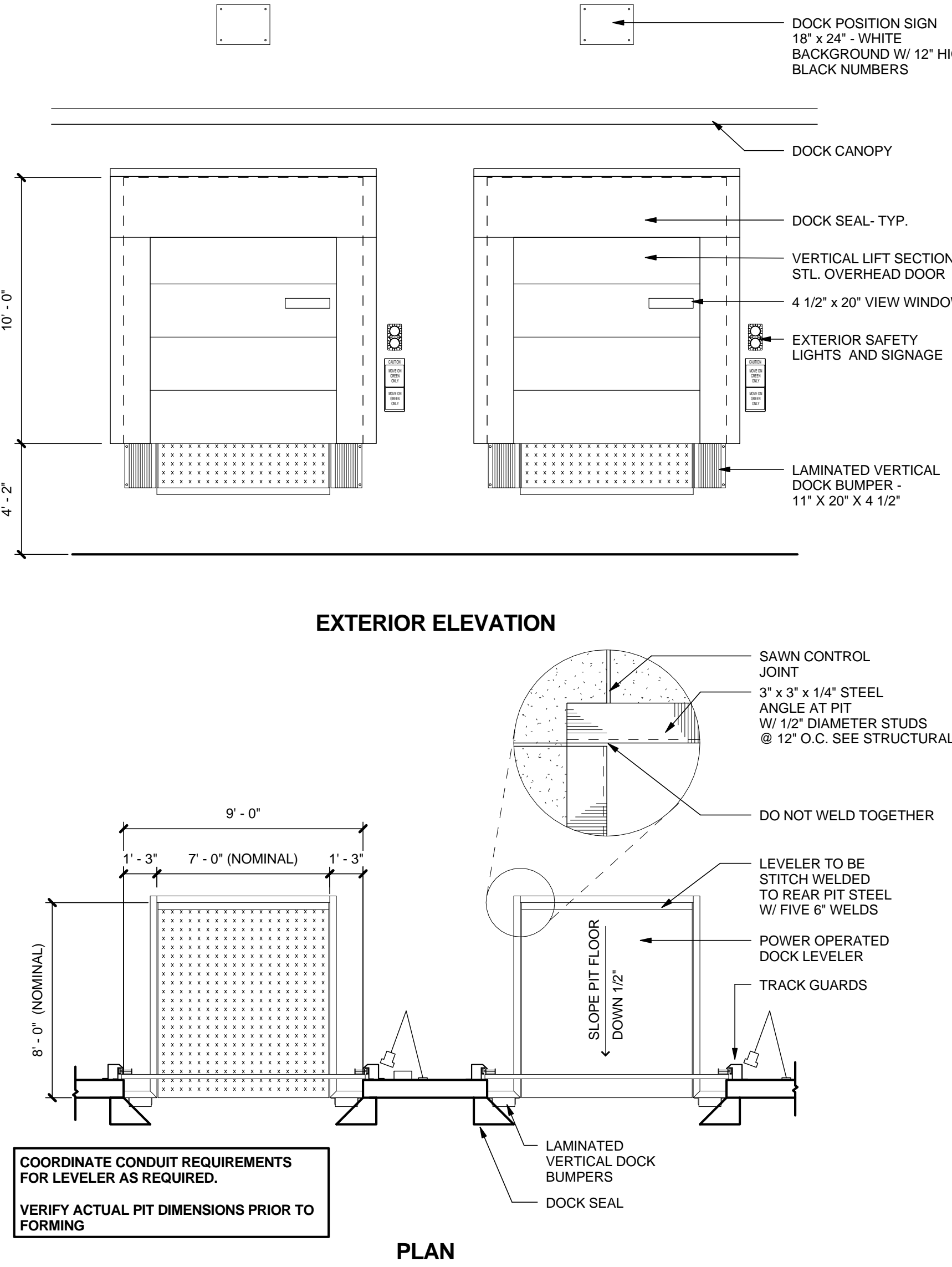
SHEET TITLE

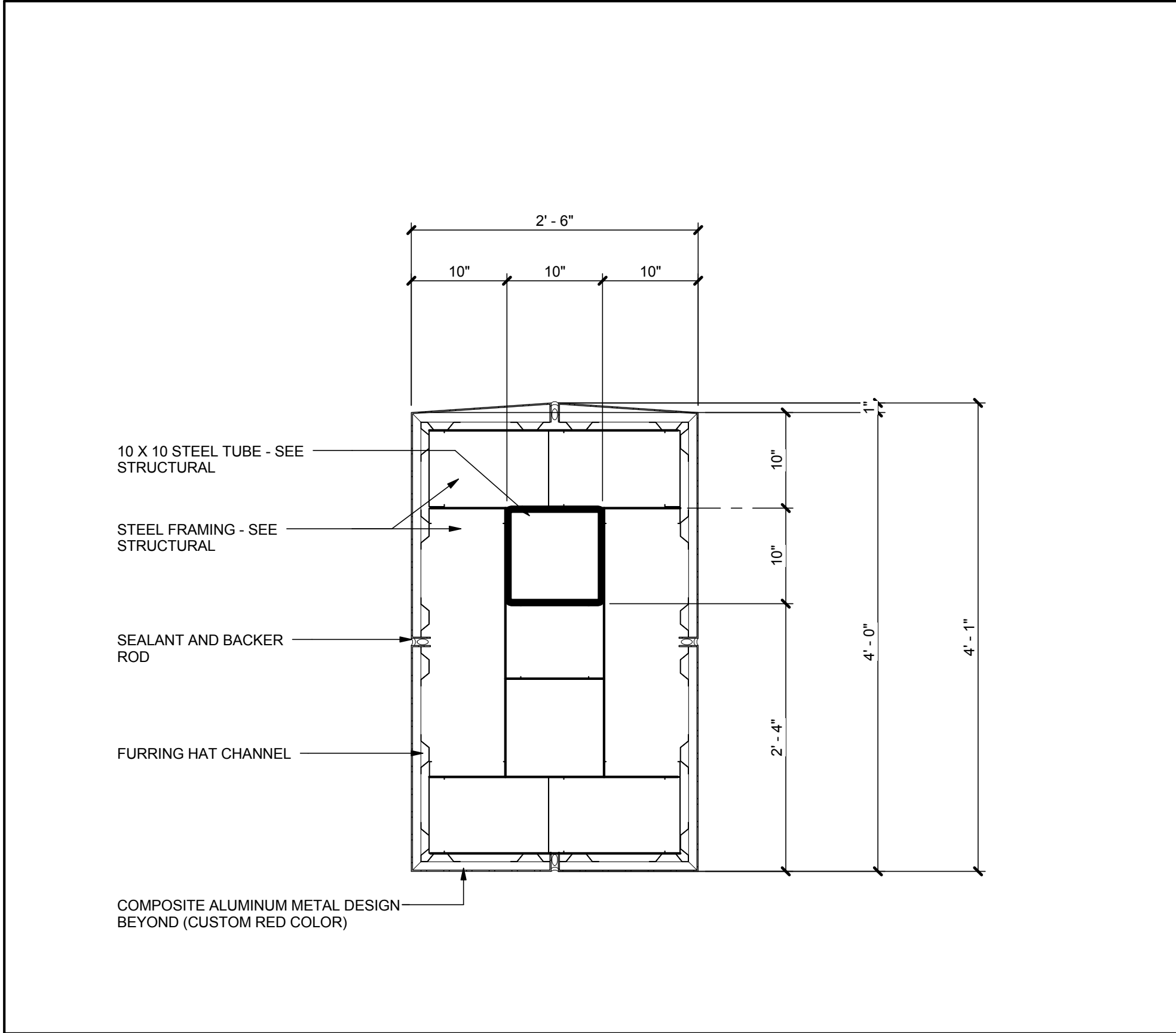
**STAIR PLANS,
ELEVATIONS
AND SECTIONS
- PLATFORM
ELEVATION**

SHEET NUMBER

A-408

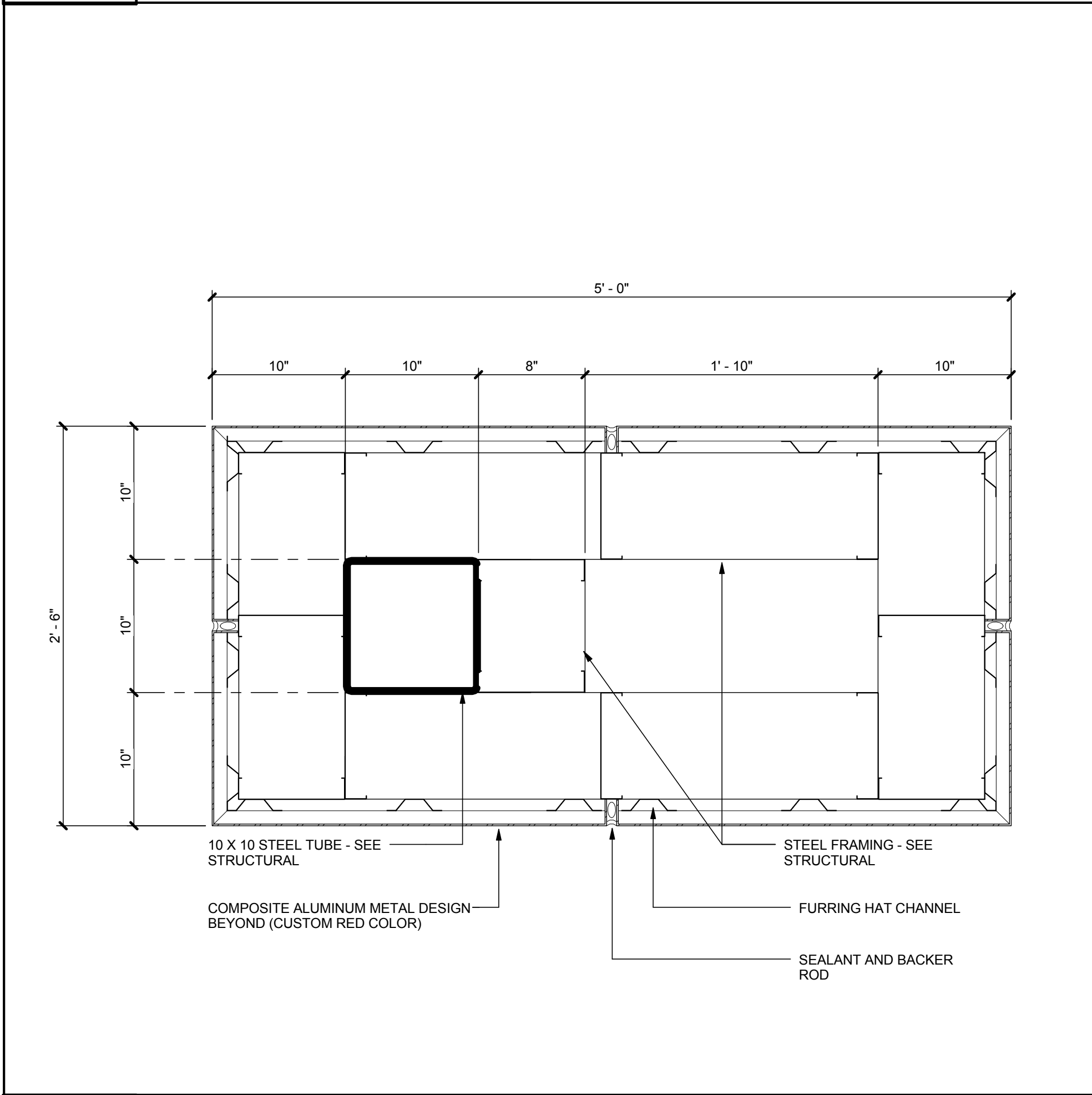
FOR CONSTRUCTION

		<div>NOTE: CONTRACTOR TO COORDINATE ROUGH OPENING SIZE W/ ACTUAL LOUVER SIZE</div> 				<div><p>MACGREGOR ASSOCIATES ARCHITECTS</p><p>2839 Paces Ferry Road, Suite 500 Atlanta, Georgia 30339 T 770.432.9400 F 770.432.9934</p></div> <div><div>SEAL</div><div><p>07/31/13</p></div><div>CONSULTANT</div><div>PRINT RECORD</div><div>PROJECT INFORMATION</div><div><div><p>HomeGoods</p><p>DISTRIBUTION CENTER</p><p>125 LOGISTICS CENTER PARKWAY JEFFERSON, GEORGIA 30549</p></div><div><p>Be </p></div><div><p>THIS DRAWING, AS AN INSTRUMENT OF SERVICE, IS AND SHALL REMAIN THE PROPERTY OF THE DESIGN PROFESSIONAL AND SHALL NOT BE REPRODUCED, PUBLISHED OR USED IN ANY WAY WITHOUT THE PERMISSION OF THE DESIGN PROFESSIONAL.</p><p>THE CONTRACTOR SHALL VERIFY ALL DIMENSIONS AND EXISTING CONDITIONS AT THE SITE BEFORE PROCEEDING WITH EACH PHASE OF HIS WORK.</p><p>©Macgregor Associates Architects, Inc. - 1987-2013</p></div><table><tr><th>DATE</th><th>PROJECT NO</th></tr><tr><td>07/31/13</td><td>2013-018</td></tr></table><div>SHEET TITLE</div><div>DETAILS</div><div>SHEET NUMBER</div><div>A-502</div><div>FOR CONSTRUCTION</div></div></div>		DATE	PROJECT NO	07/31/13	2013-018
DATE	PROJECT NO										
07/31/13	2013-018										
8	SCRUBBER WALL SECTION	5	METAL LOUVER DETAIL	2	LEVELER DETAIL - ISOMETRIC						
	1/2" = 1'-0"		1 1/2" = 1'-0"		3/8" = 1'-0"						
<div>NOTE: - RAILS AND POSTS TO BE PRE-FINISHED SAFETY YELLOW.</div> 											
10	PREFAB - GUARD RAIL	7	DOWNSPOUT BOOT DETAIL	4	DOCK EDGE - CHANNEL						
	1/2" = 1'-0"		1 1/2" = 1'-0"		1 1/2" = 1'-0"						
<div>PAINTE ALL EXPOSED STEEL SAFETY YELLOW</div> 											
9	BARRIER RAIL - SPRINKLER RISER	6	DOWNSPOUT GUARD DETAIL	3	DOCK DOOR ONLY AT COMPACTOR	1	DOCK DOOR W/ LEVELER DETAIL				
	1/2" = 1'-0"		1 1/2" = 1'-0"		1/4" = 1'-0"		1/4" = 1'-0"				



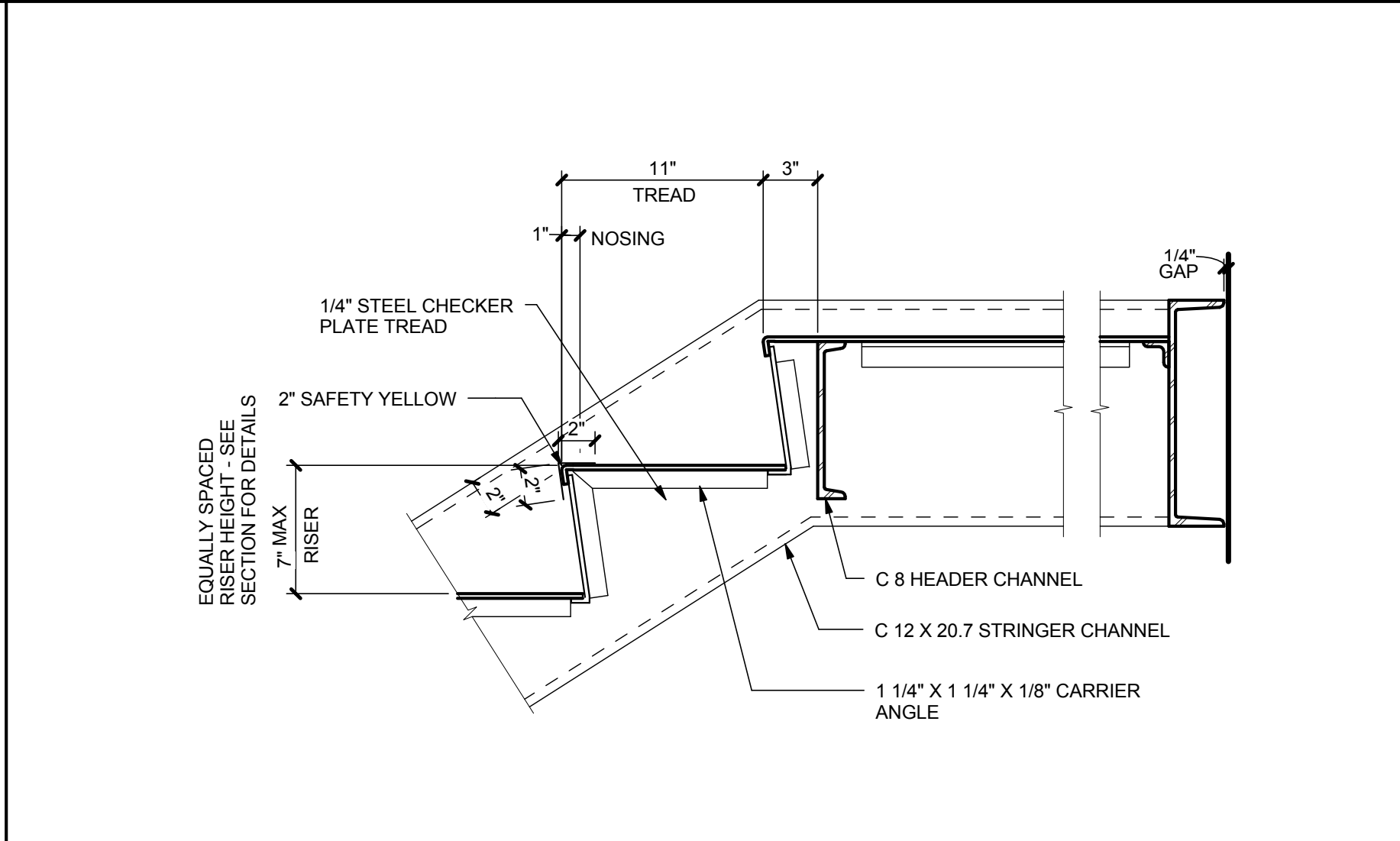
6 **ENTRANCE DESIGN - VERTICAL CUT**

1" = 1'-0"



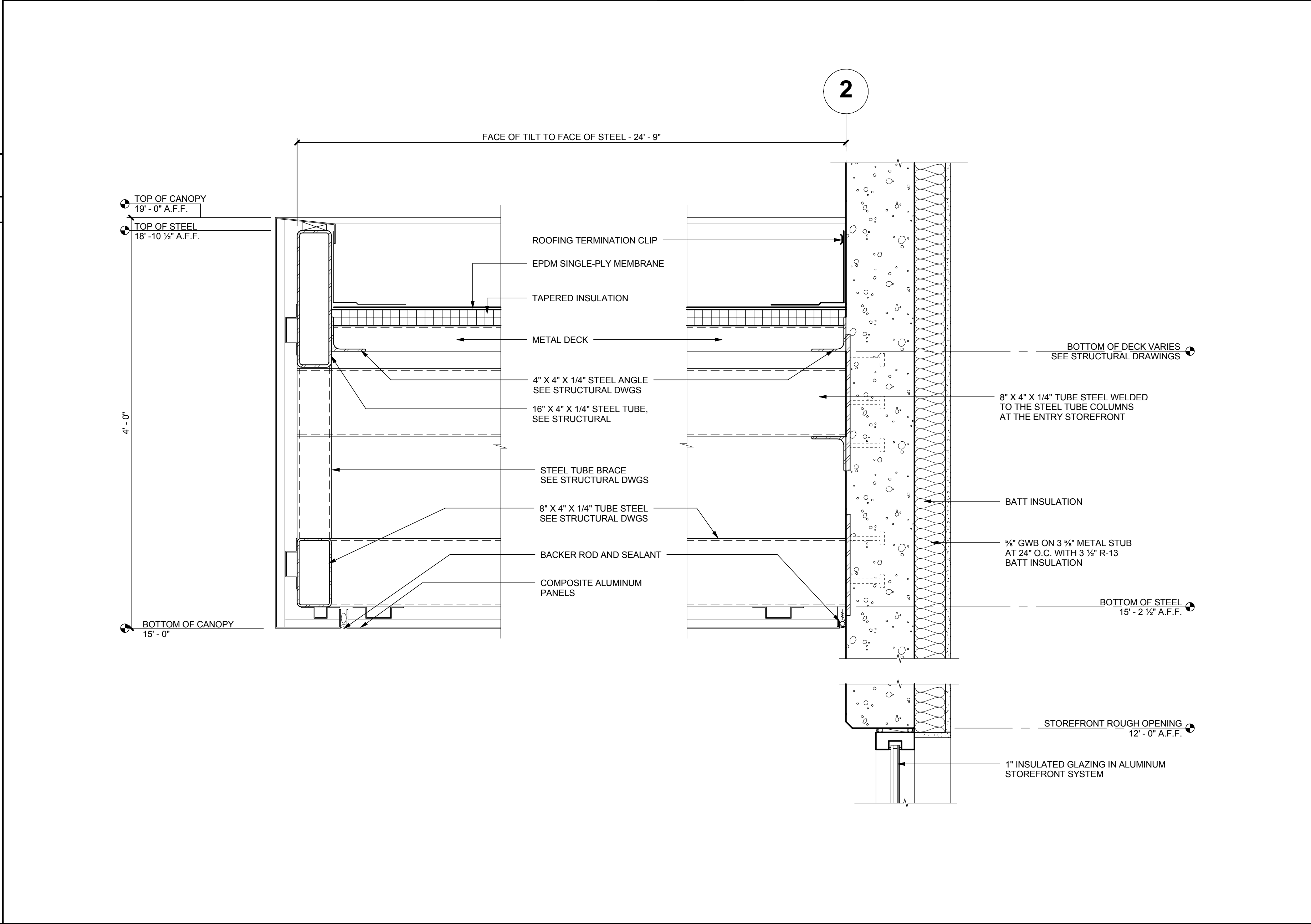
5 **ENTRANCE DESIGN - HORIZONTAL CUT**

1 1/2" = 1'-0"



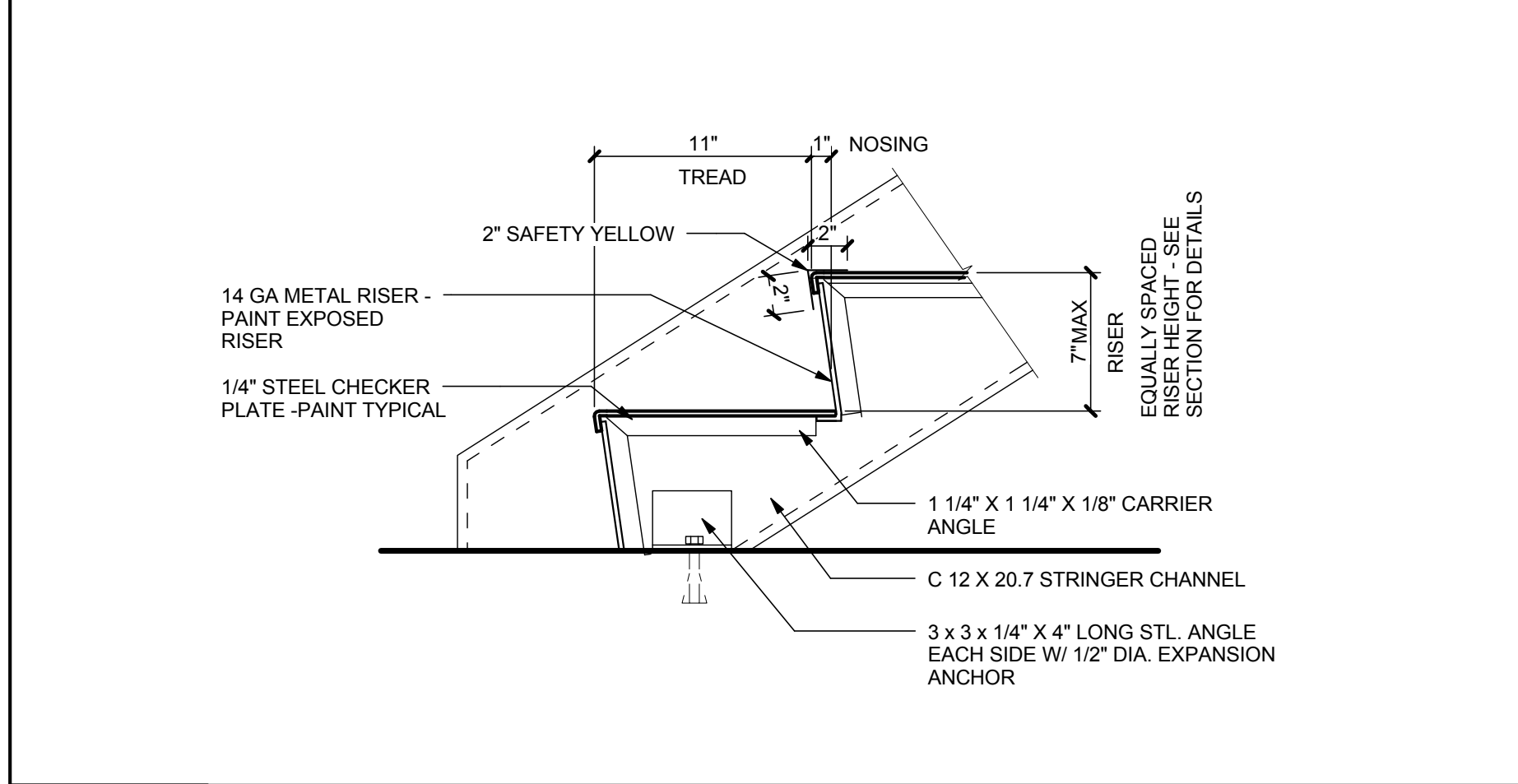
4 **STAIR AT LANDING**

1 1/2" = 1'-0"



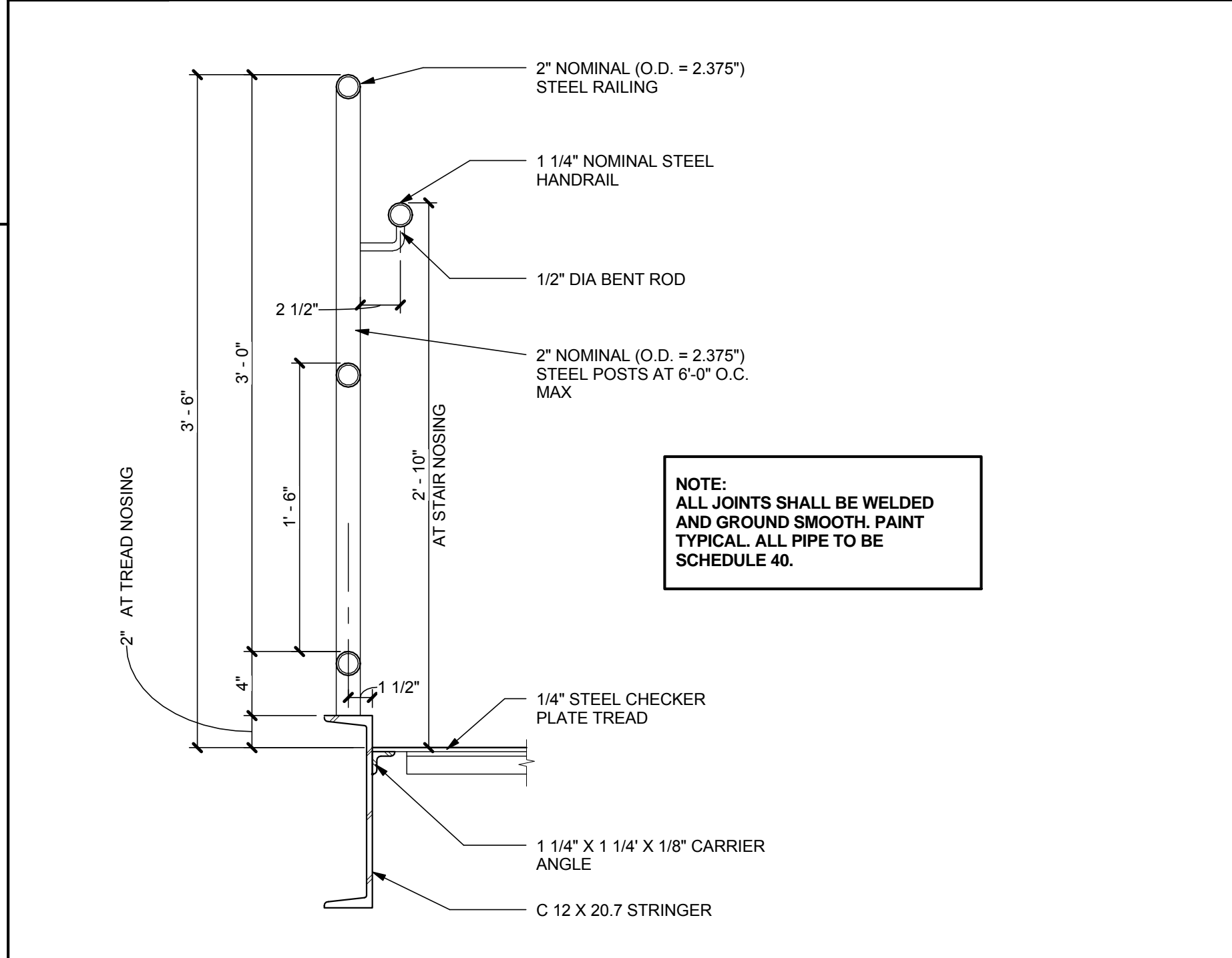
1 **CANOPY DETAIL - MAIN ENTRY**

1 1/2" = 1'-0"




3 **STAIR AT SLAB**

1 1/2" = 1'-0"



2 **STAIR GUARDRAIL / HANDRAIL**


1 1/2" = 1'-0"



MACGREGOR ASSOCIATES ARCHITECTS

2839 Paces Ferry Road, Suite 500
Atlanta, Georgia 30339
T 770.432.9400 F 770.432.9934

SEAL



07/31/13

CONSULTANT

NUMBER	DATE	DESCRIPTION
07/31/13		ISSUE FOR BID / PERMIT

PROJECT INFORMATION

HomeGoods

DISTRIBUTION CENTER

125 LOGISTICS CENTER PARKWAY
JEFFERSON, GEORGIA 30549

THIS DRAWING, AS AN INSTRUMENT OF SERVICE, IS AND SHALL REMAIN THE PROPERTY OF THE DESIGN PROFESSIONAL AND SHALL NOT BE REPRODUCED, PUBLISHED OR USED IN ANY WAY WITHOUT THE PERMISSION OF THE DESIGN PROFESSIONAL.

THE CONTRACTOR SHALL VERIFY ALL DIMENSIONS AND EXISTING CONDITIONS AT THE SITE BEFORE PROCEEDING WITH EACH PHASE OF HIS WORK.

© MacGregor Associates Architects, Inc. - 1987-2013

DATE	PROJECT NO
07/31/13	2013-018

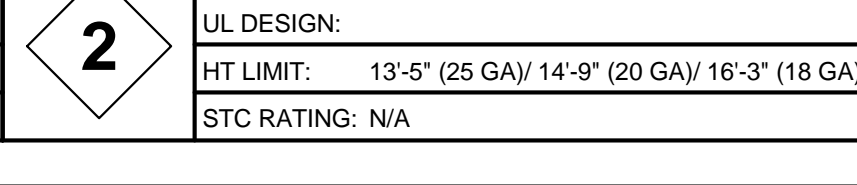
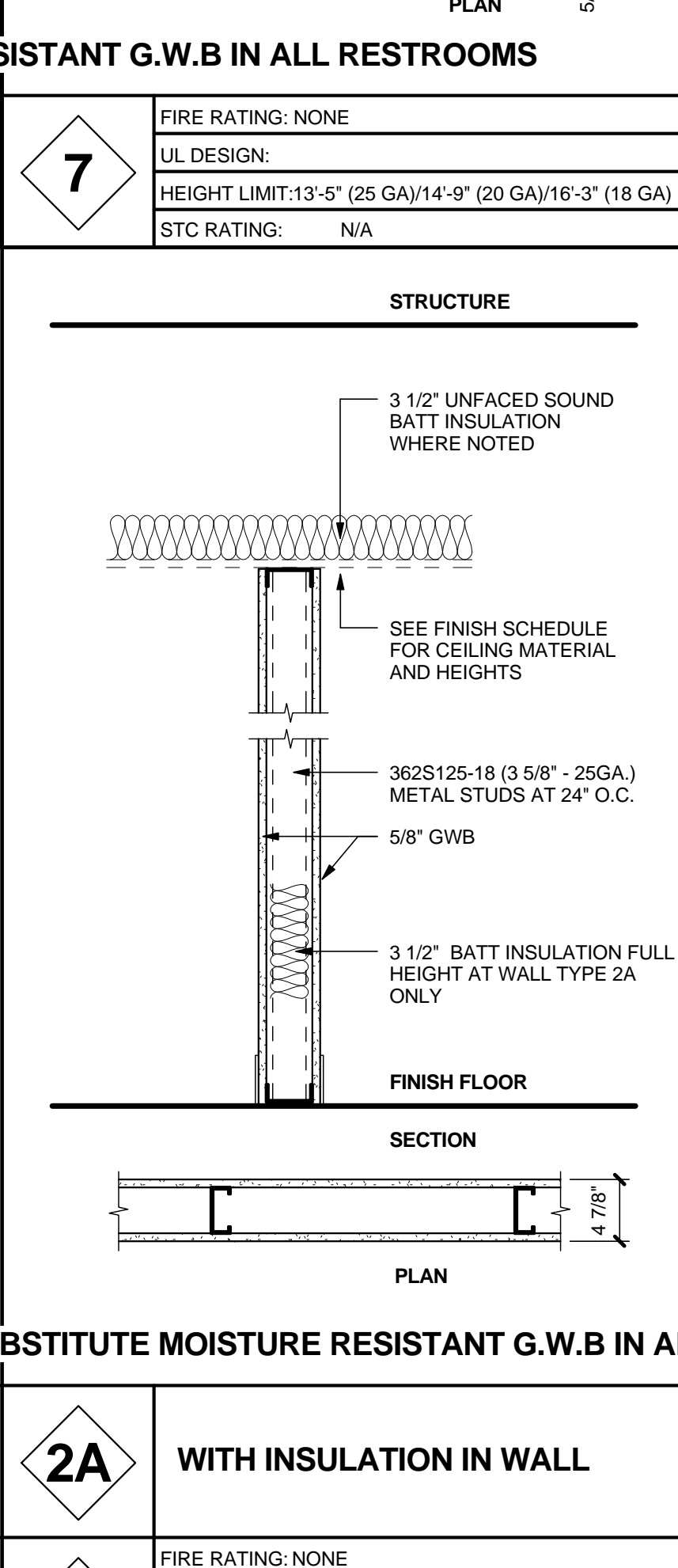
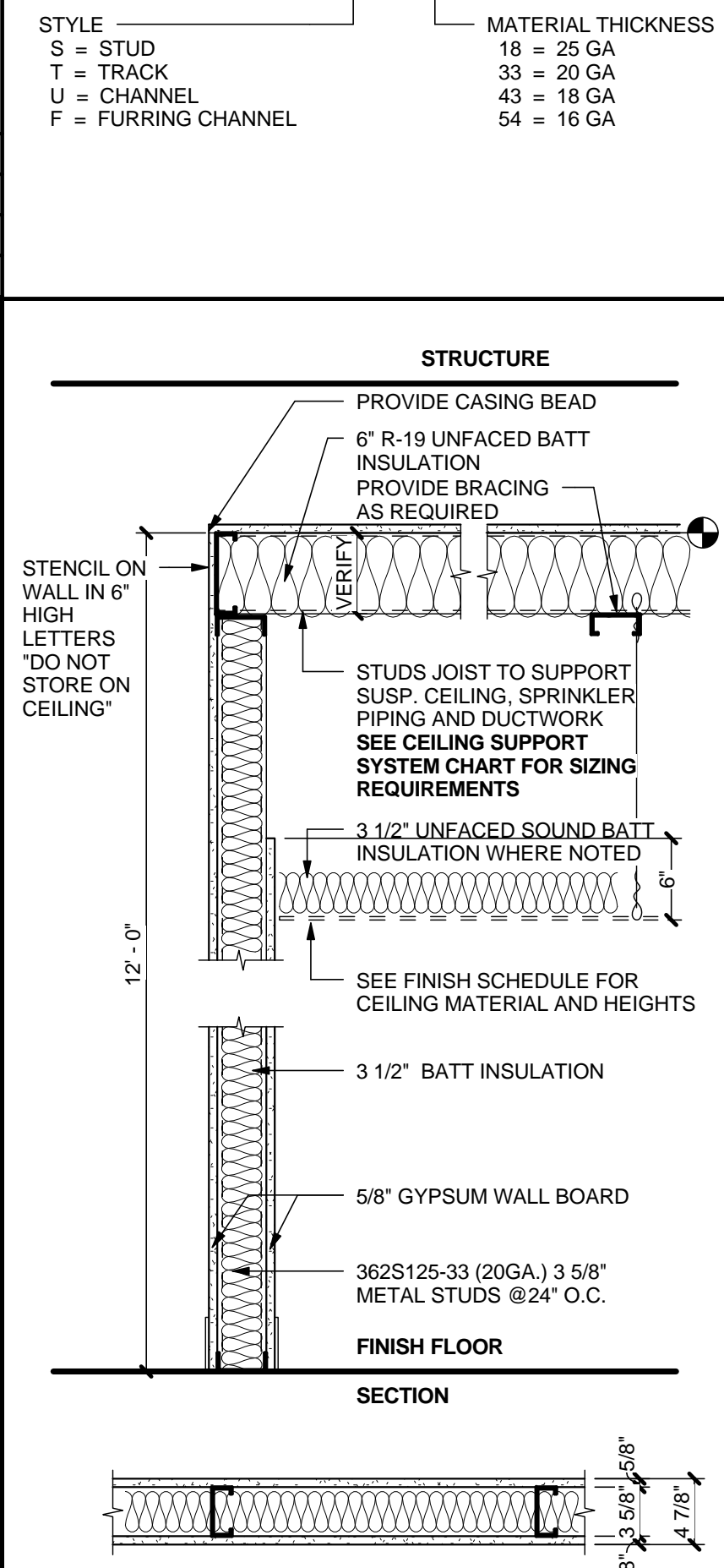
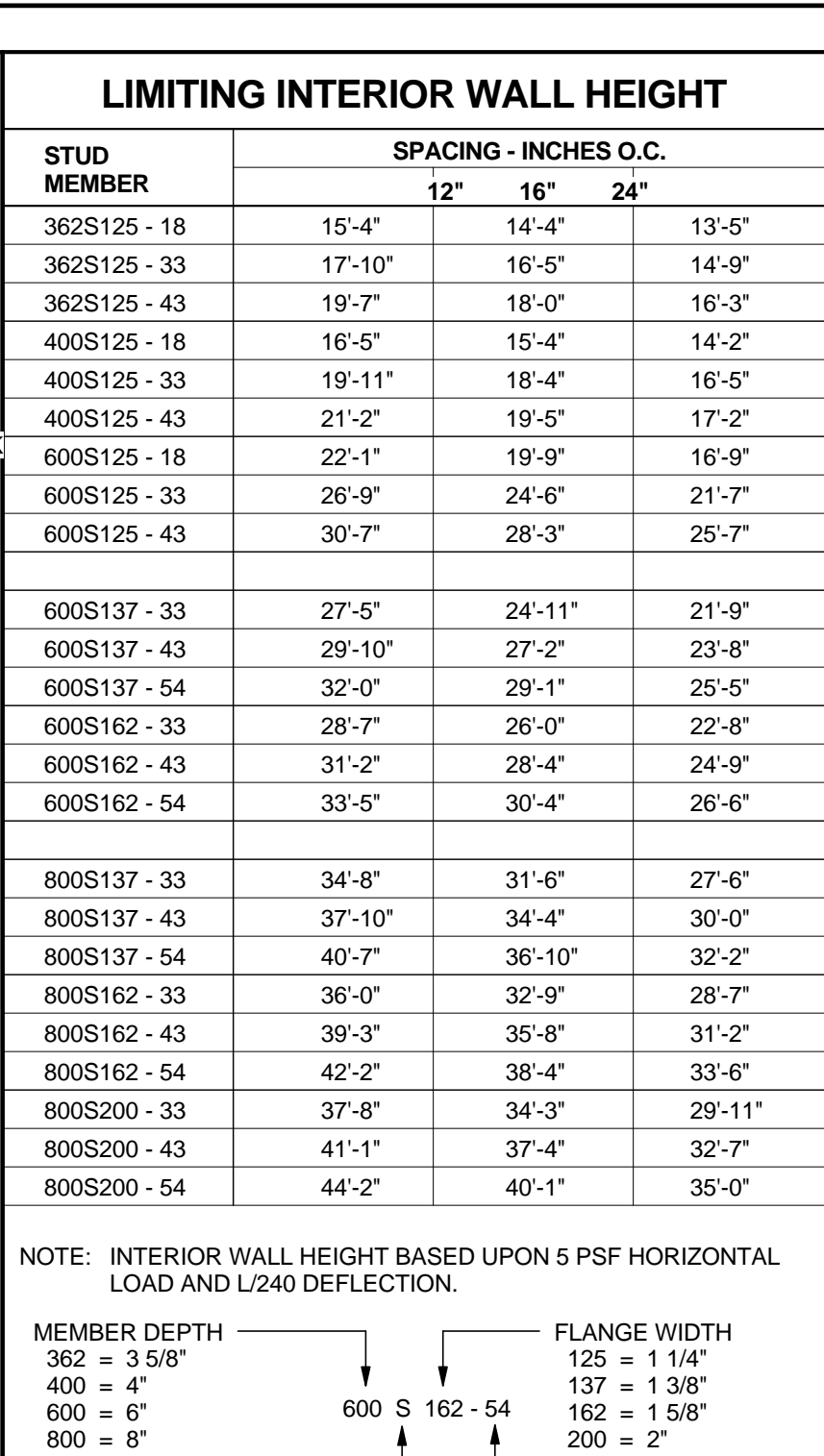

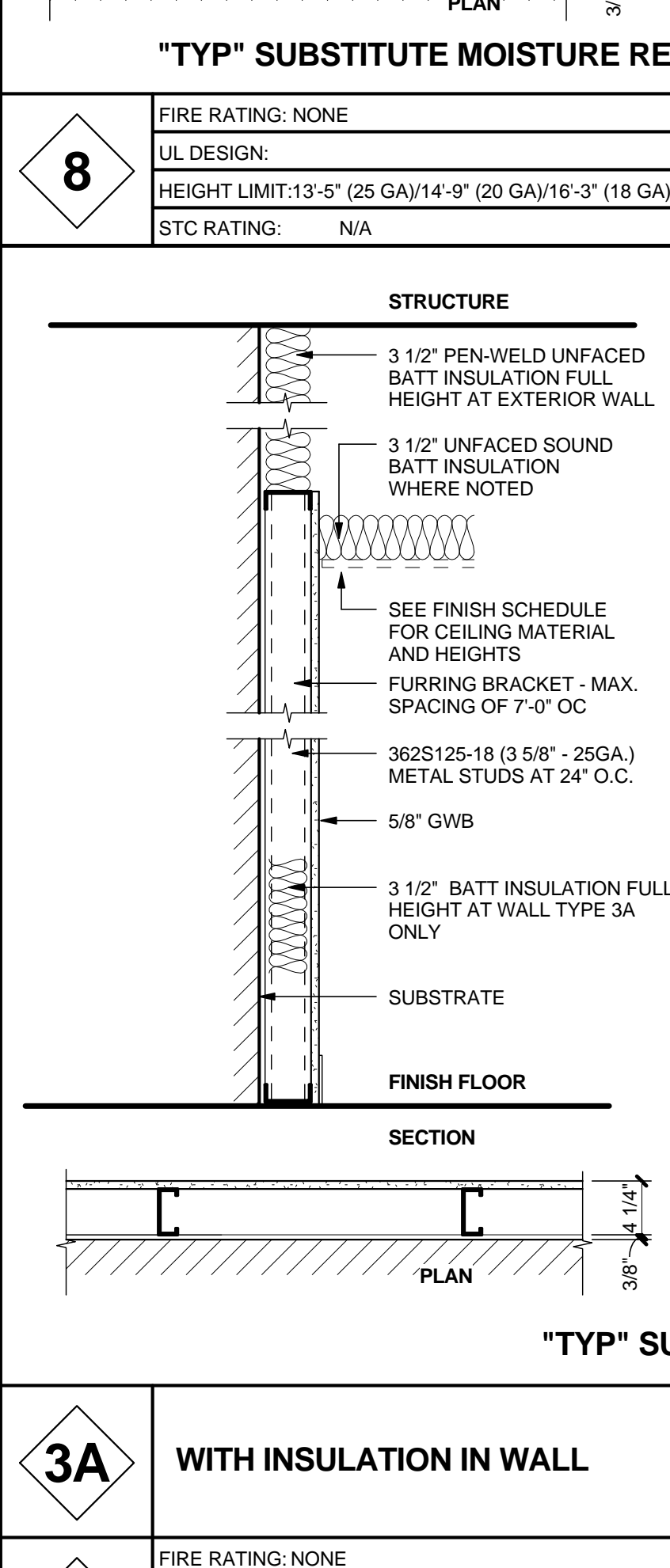
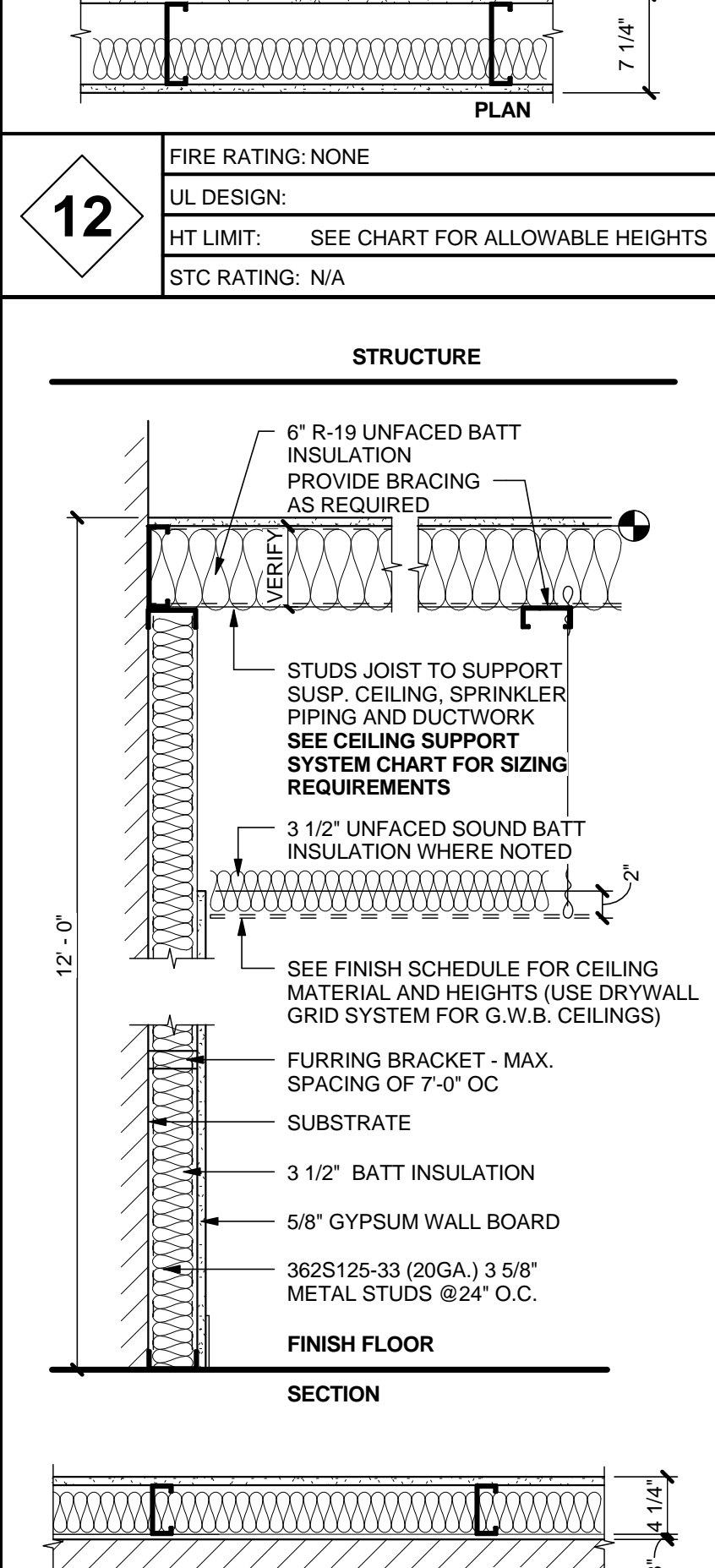
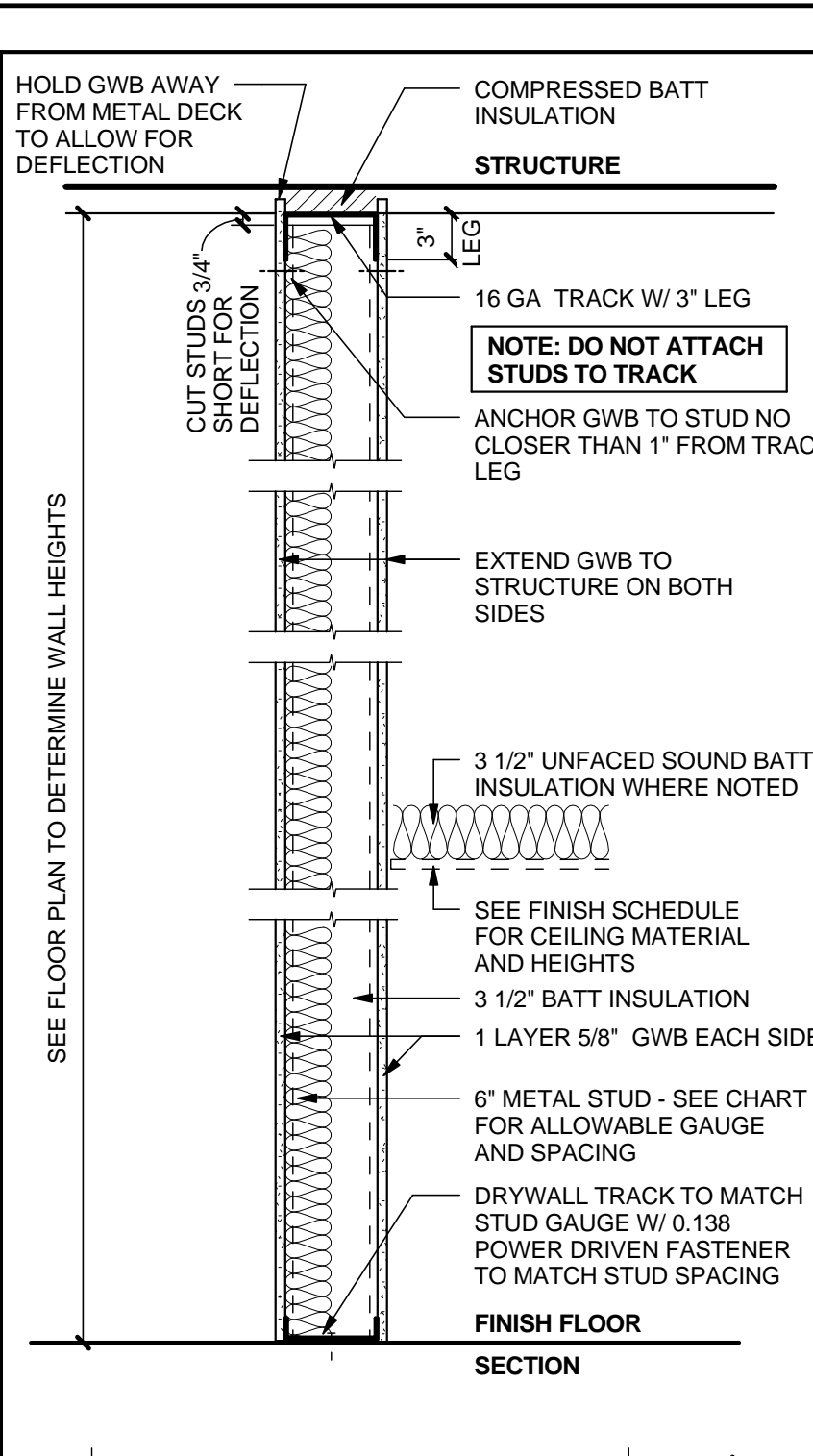

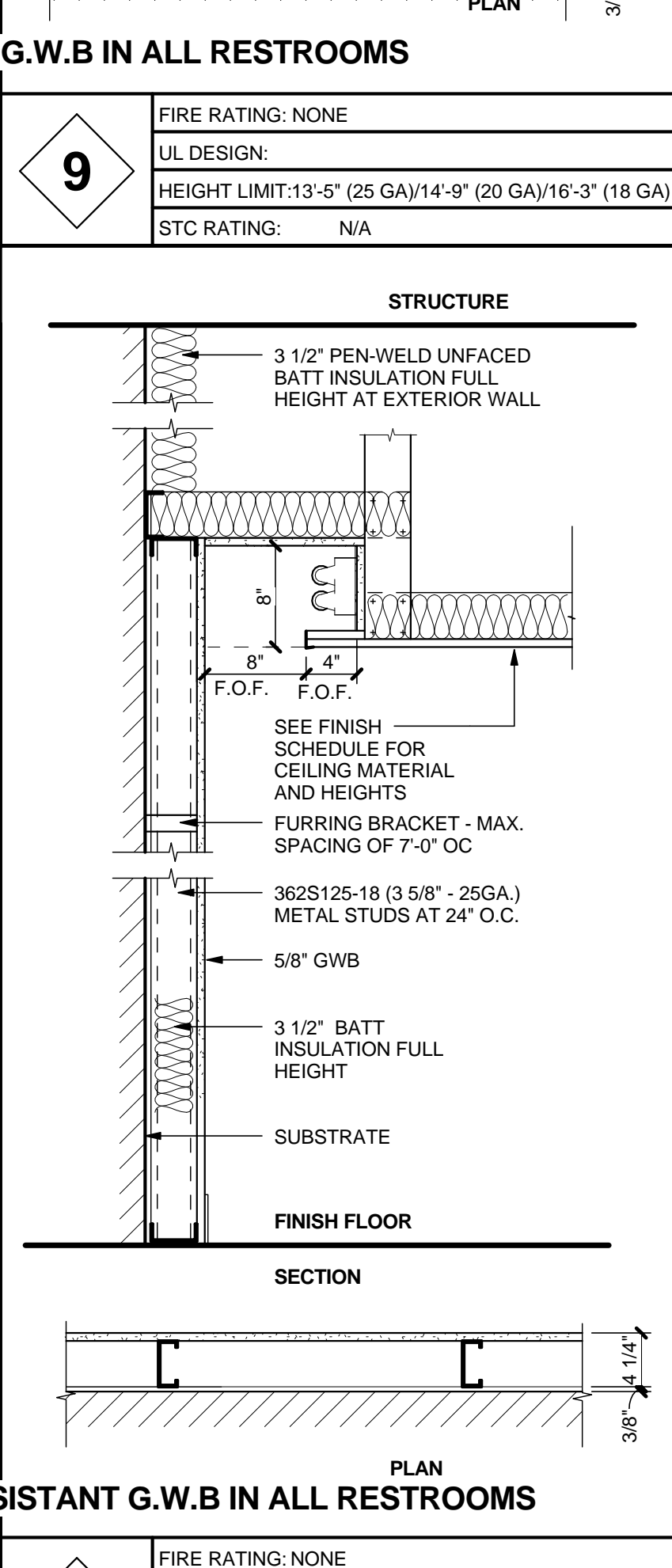
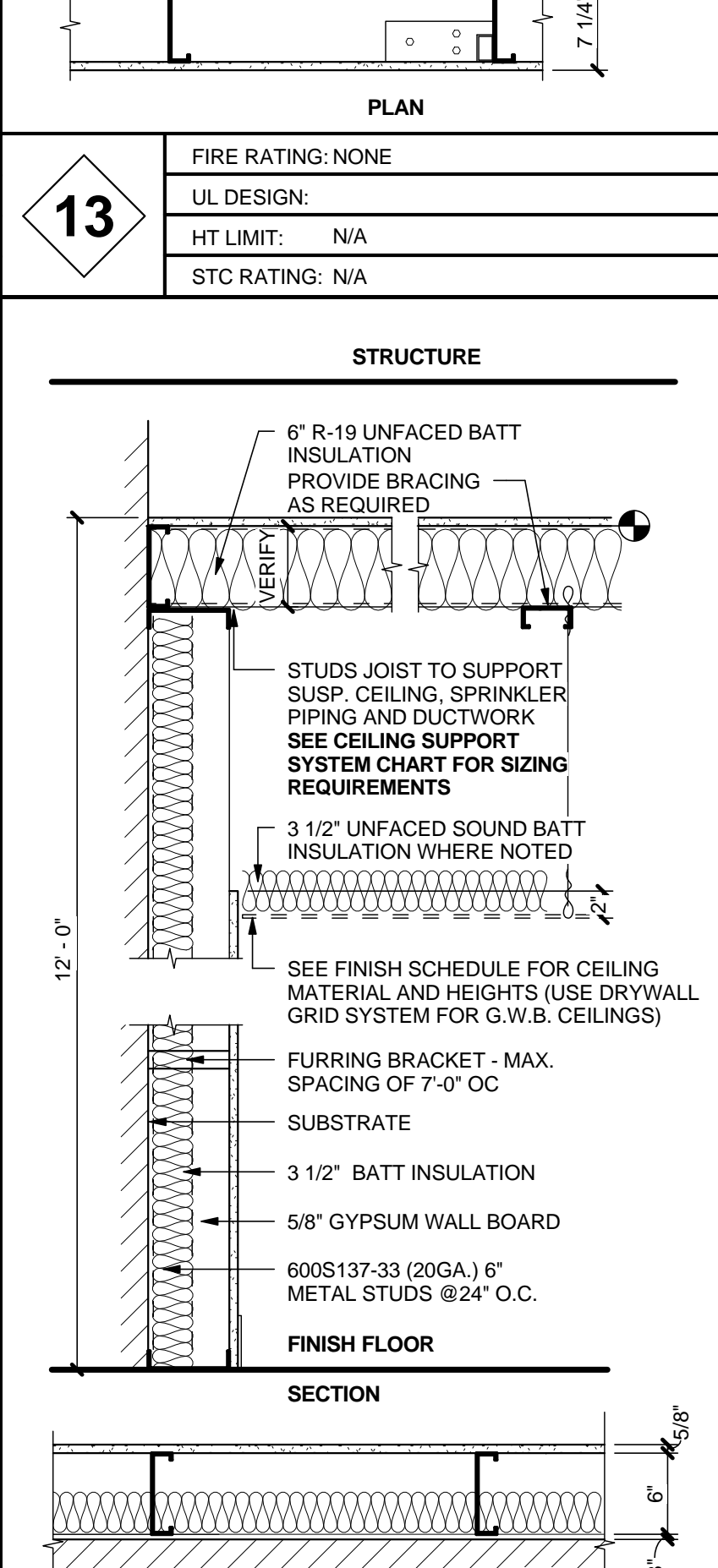
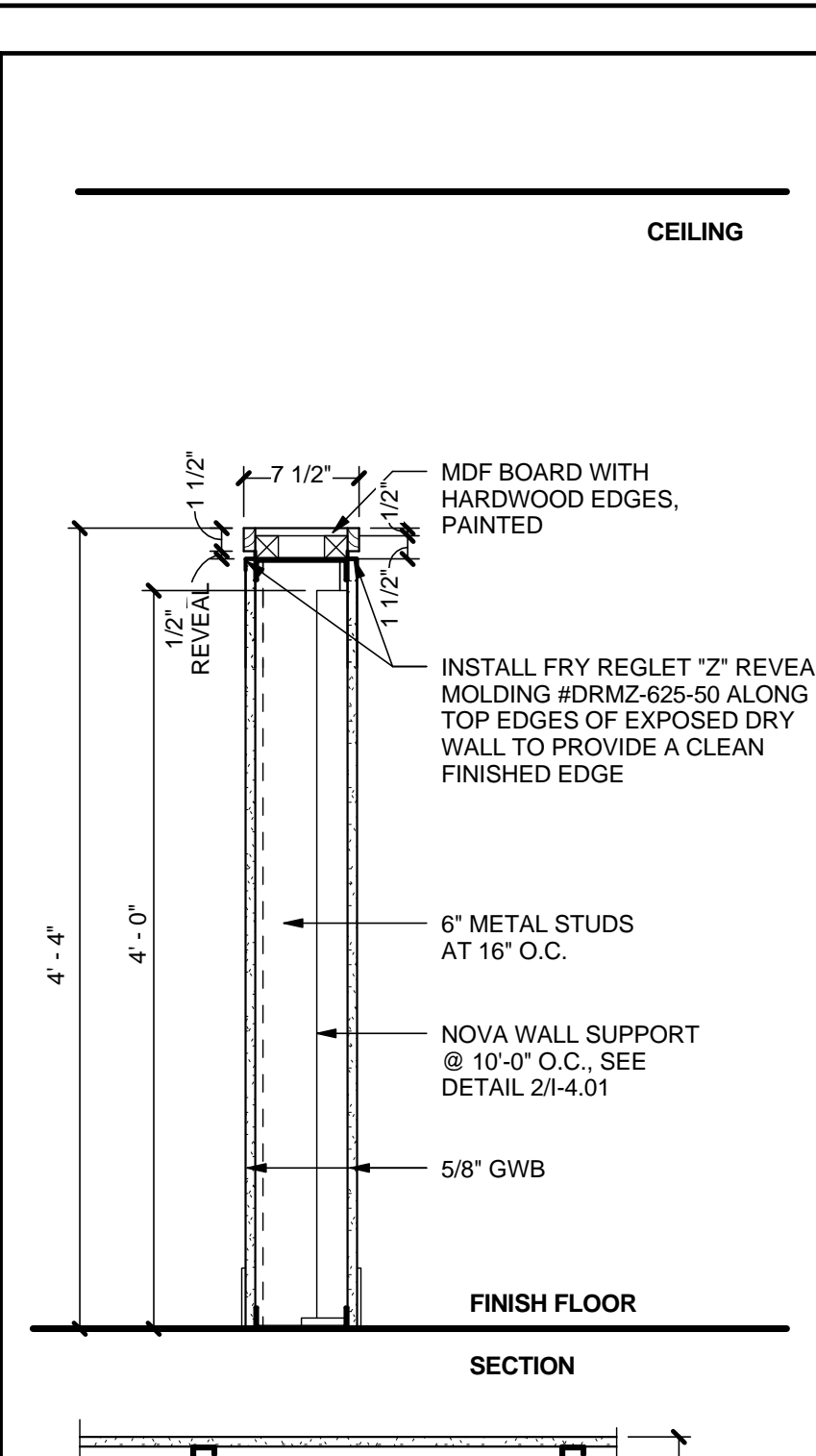
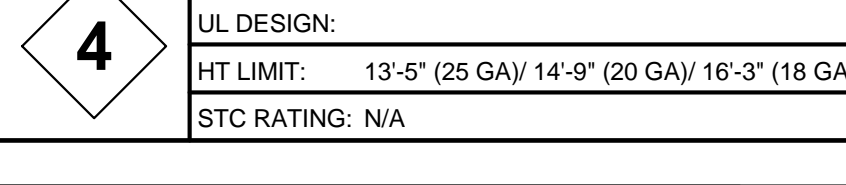
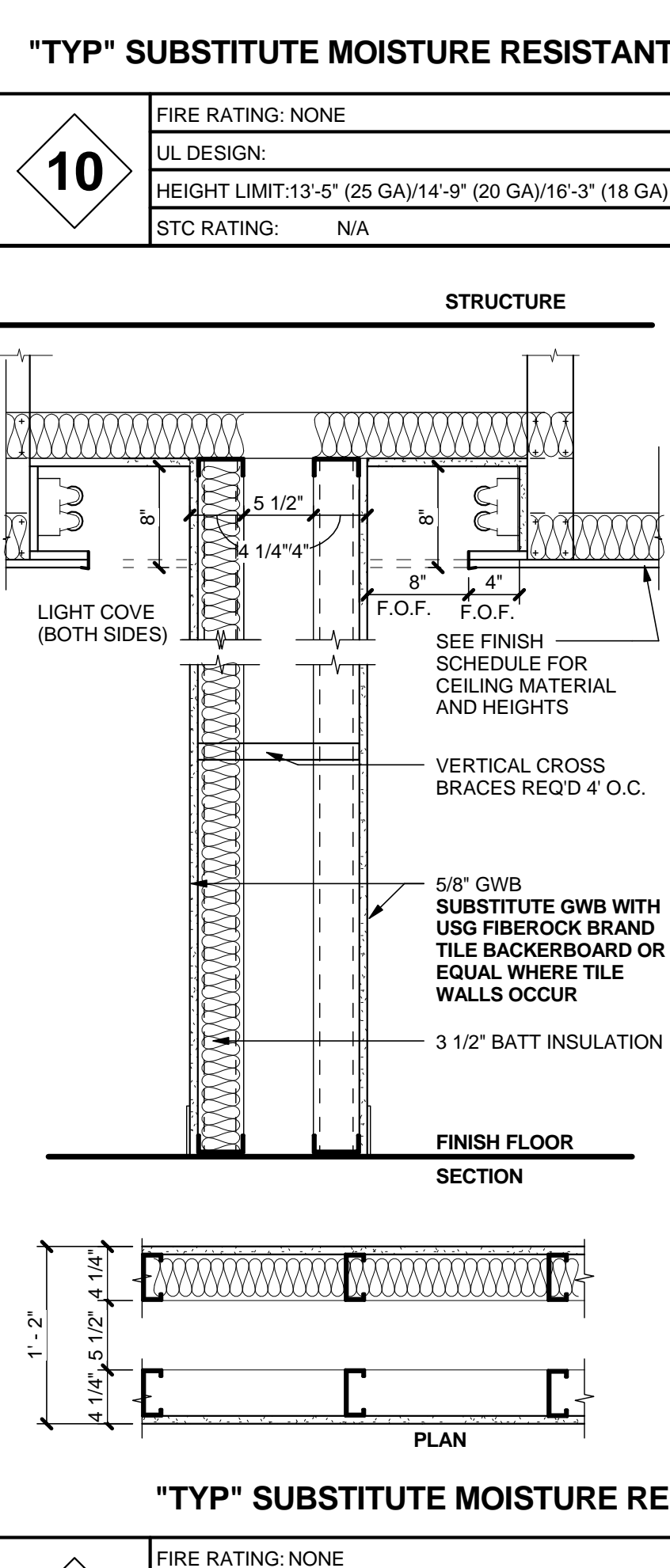
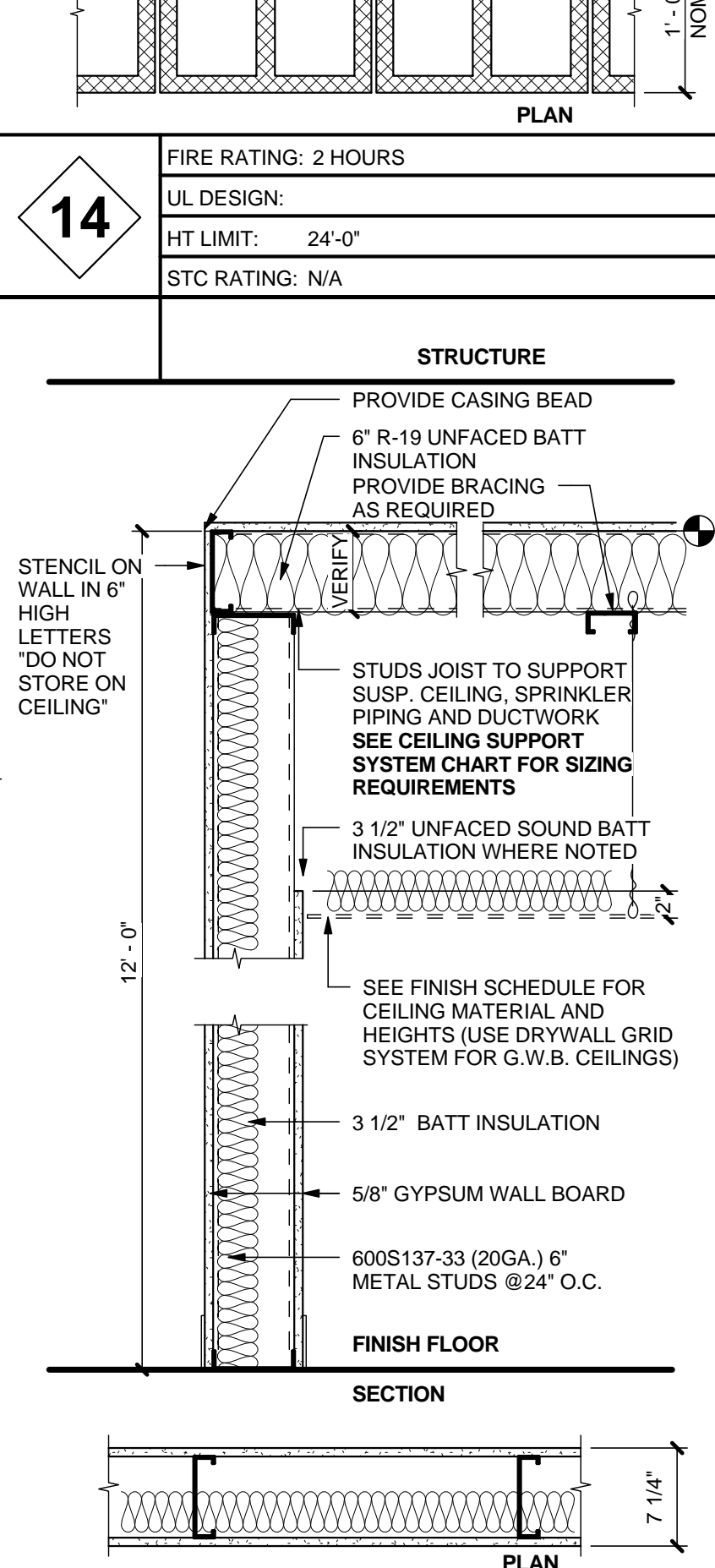
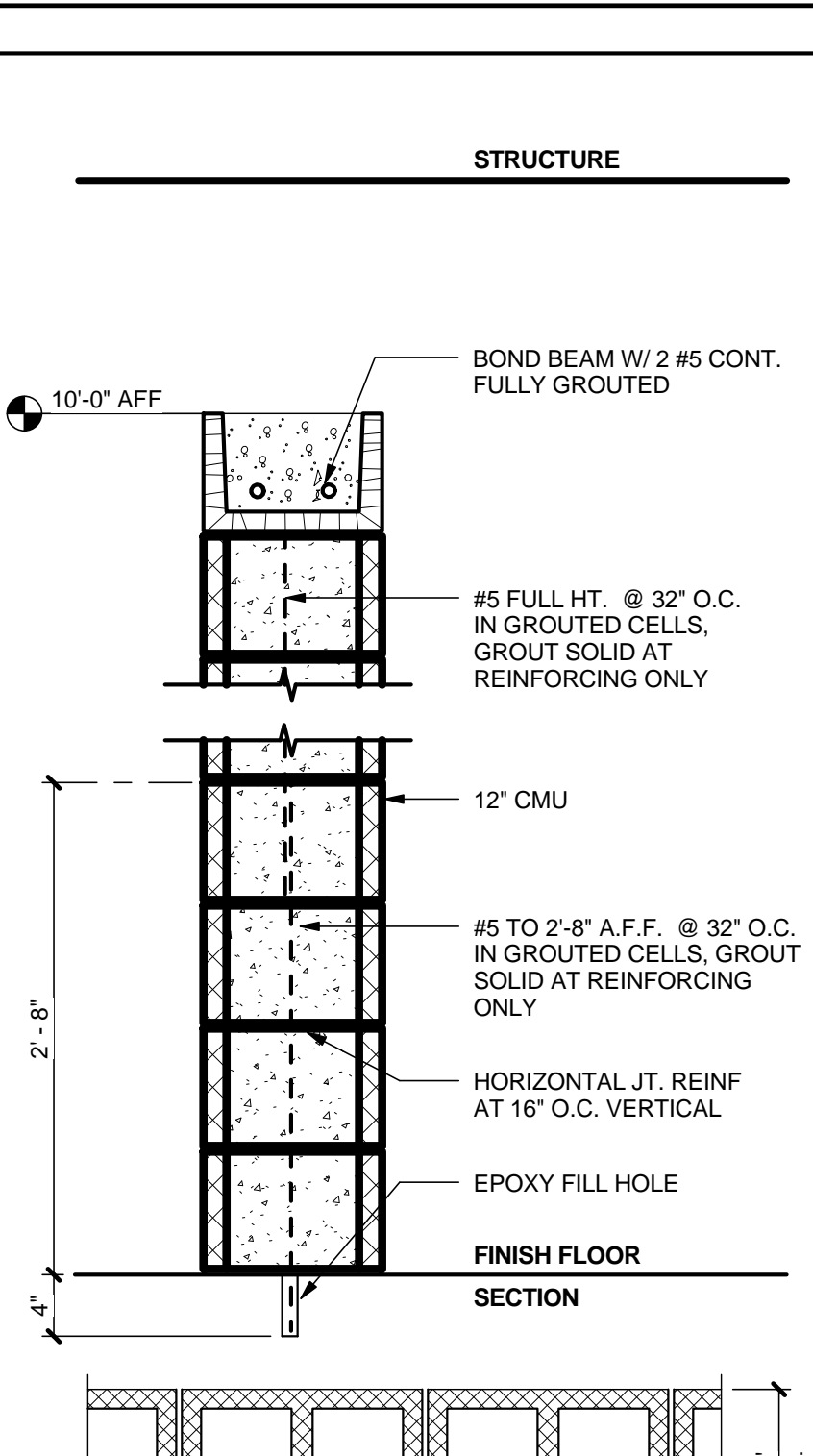

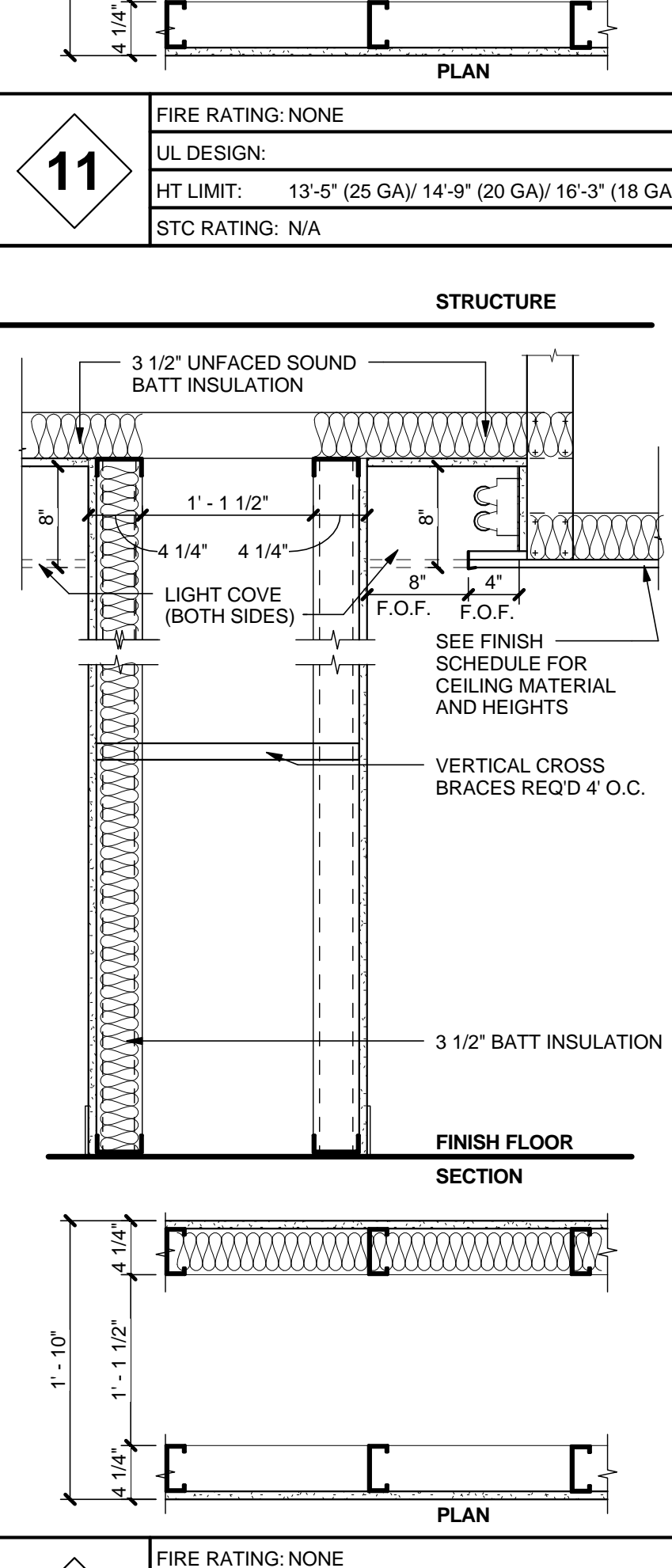
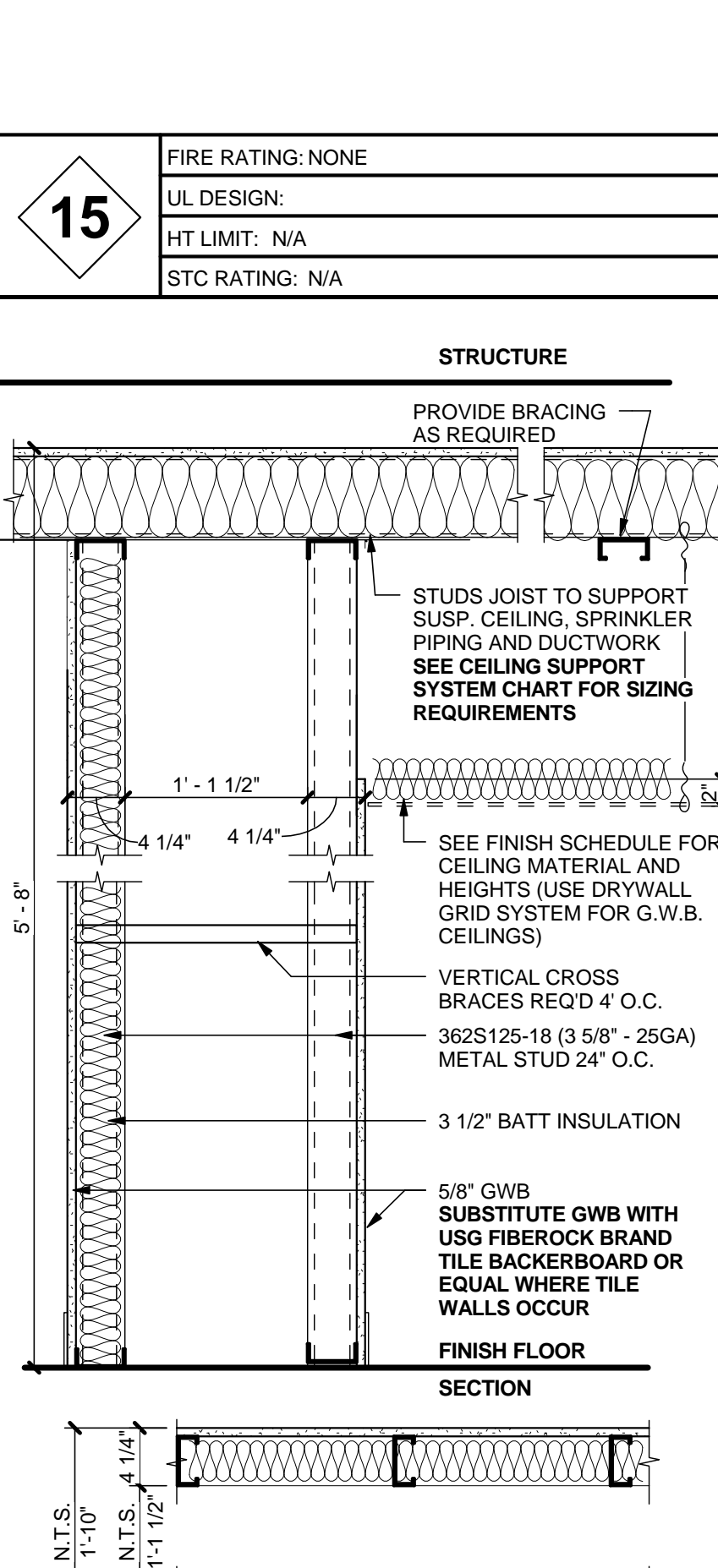
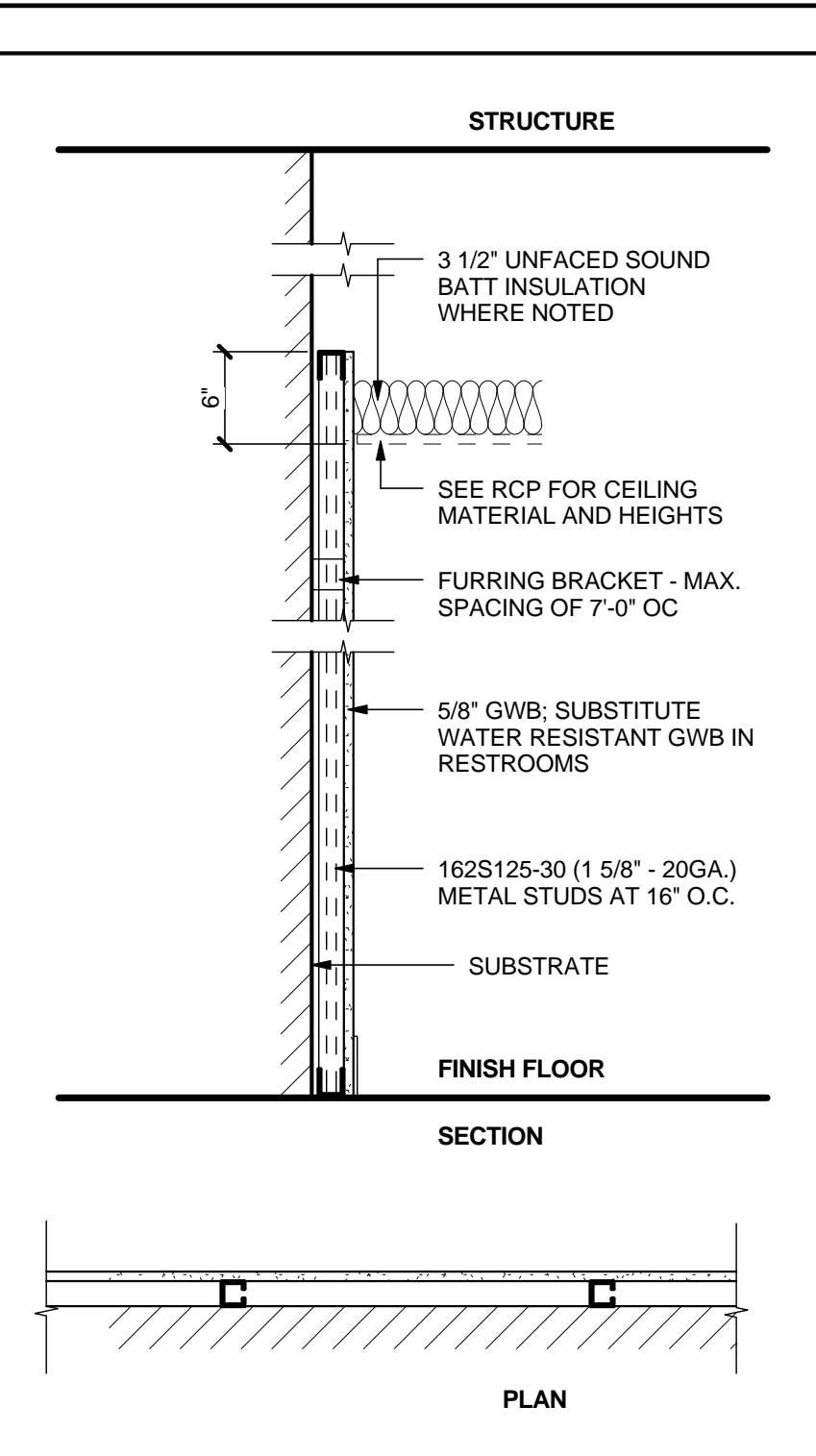
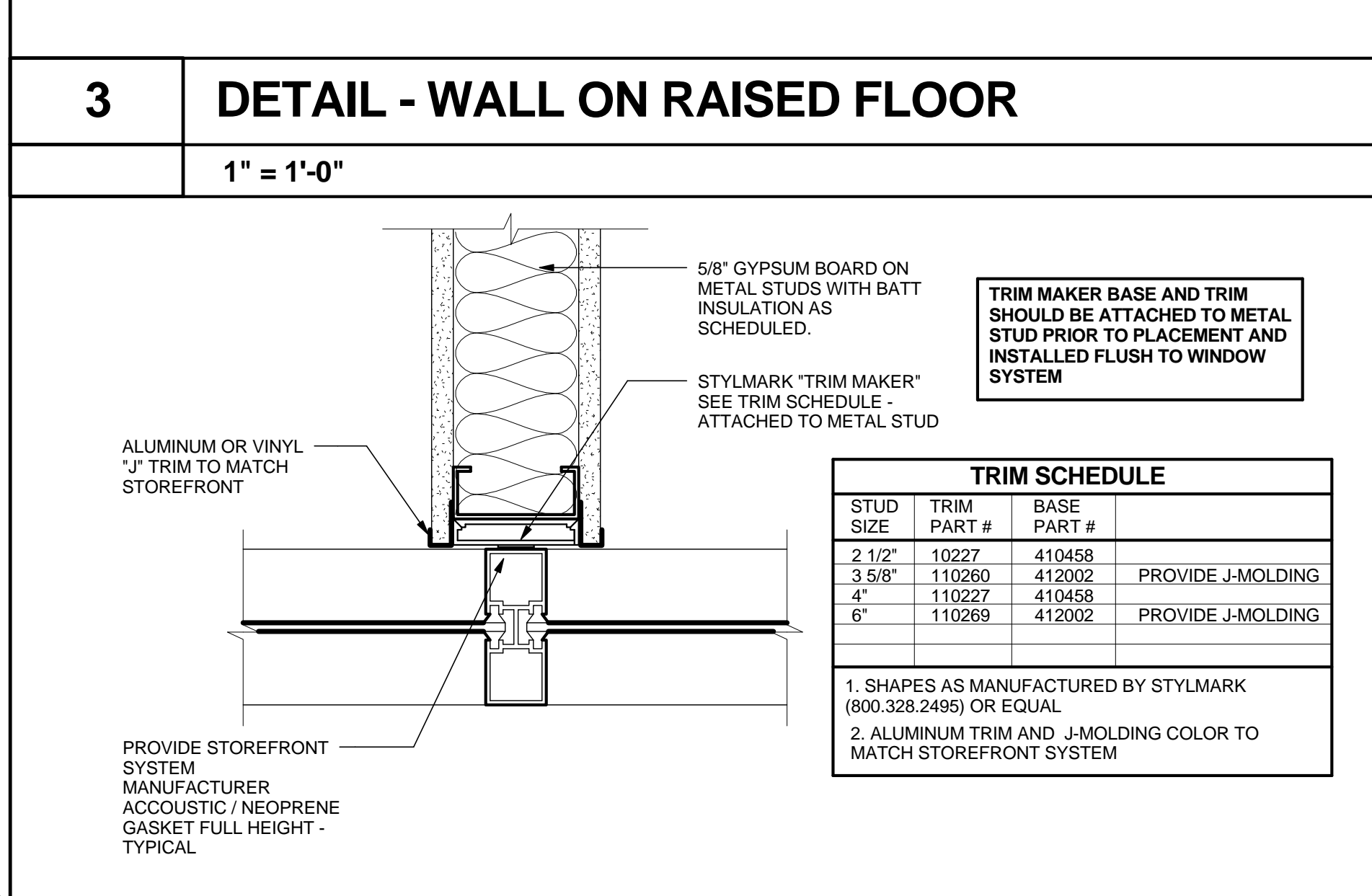
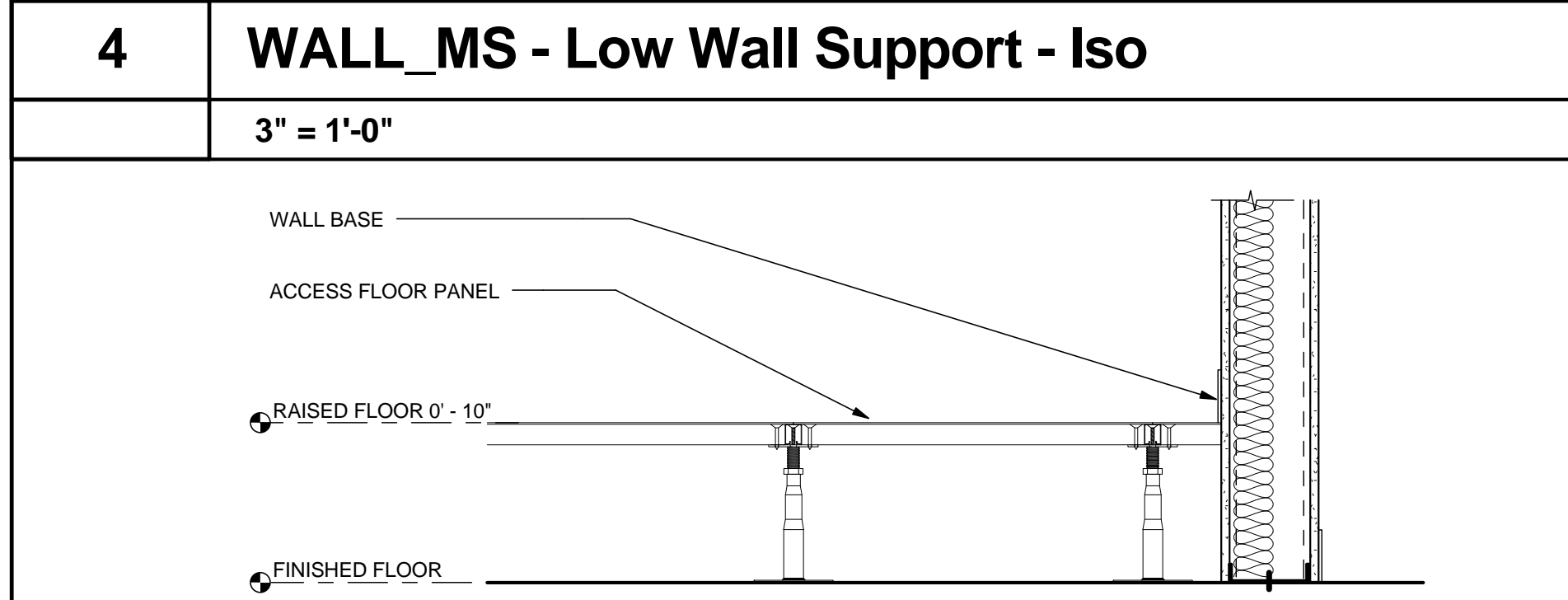
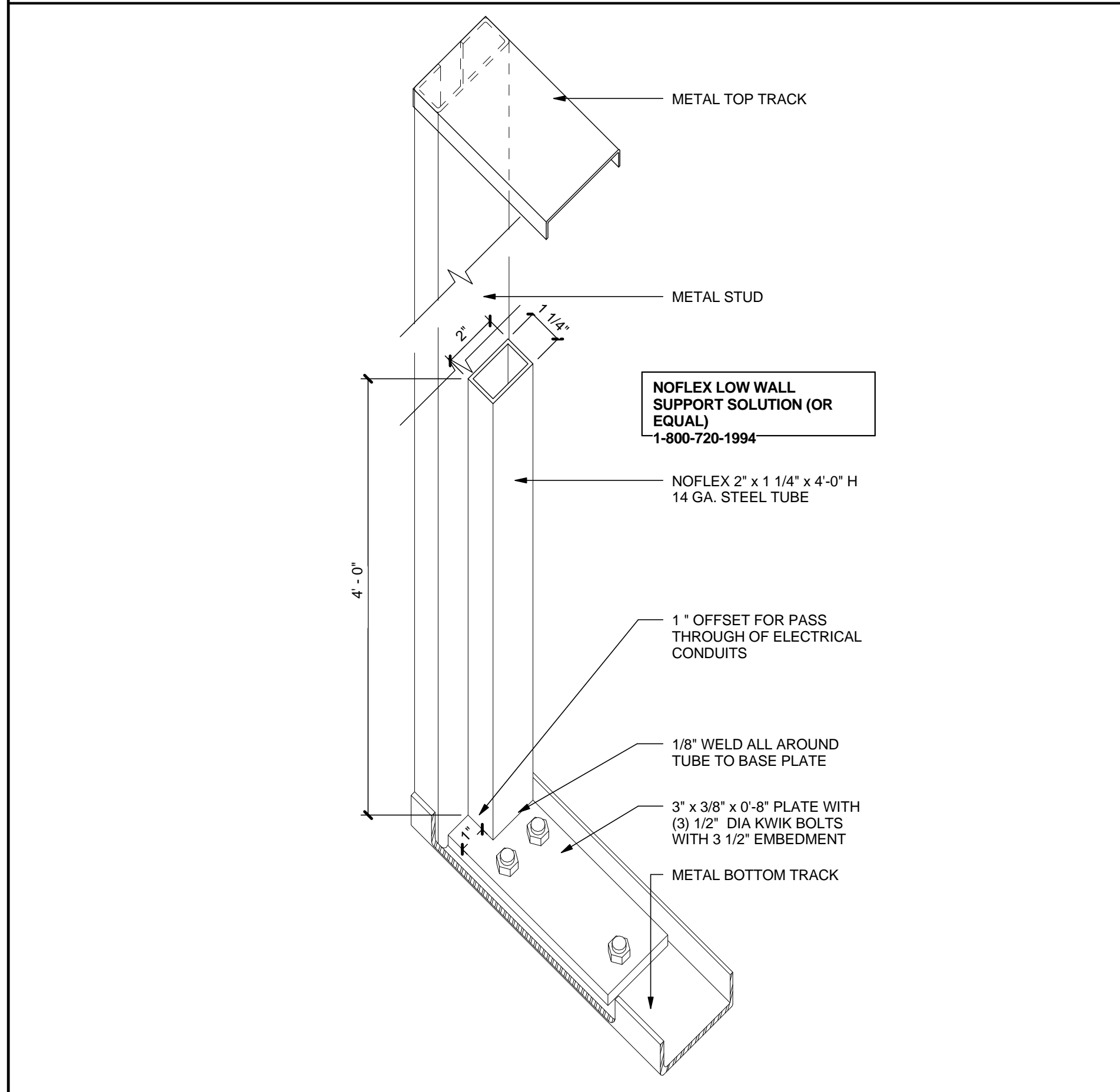
SHEET TITLE

DETAILS

SHEET NUMBER

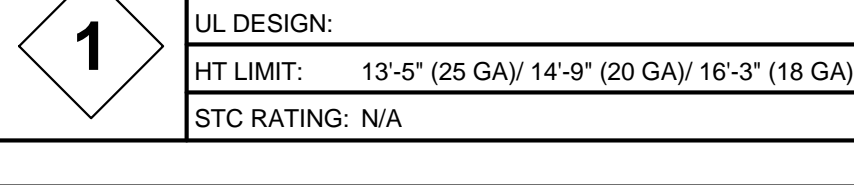
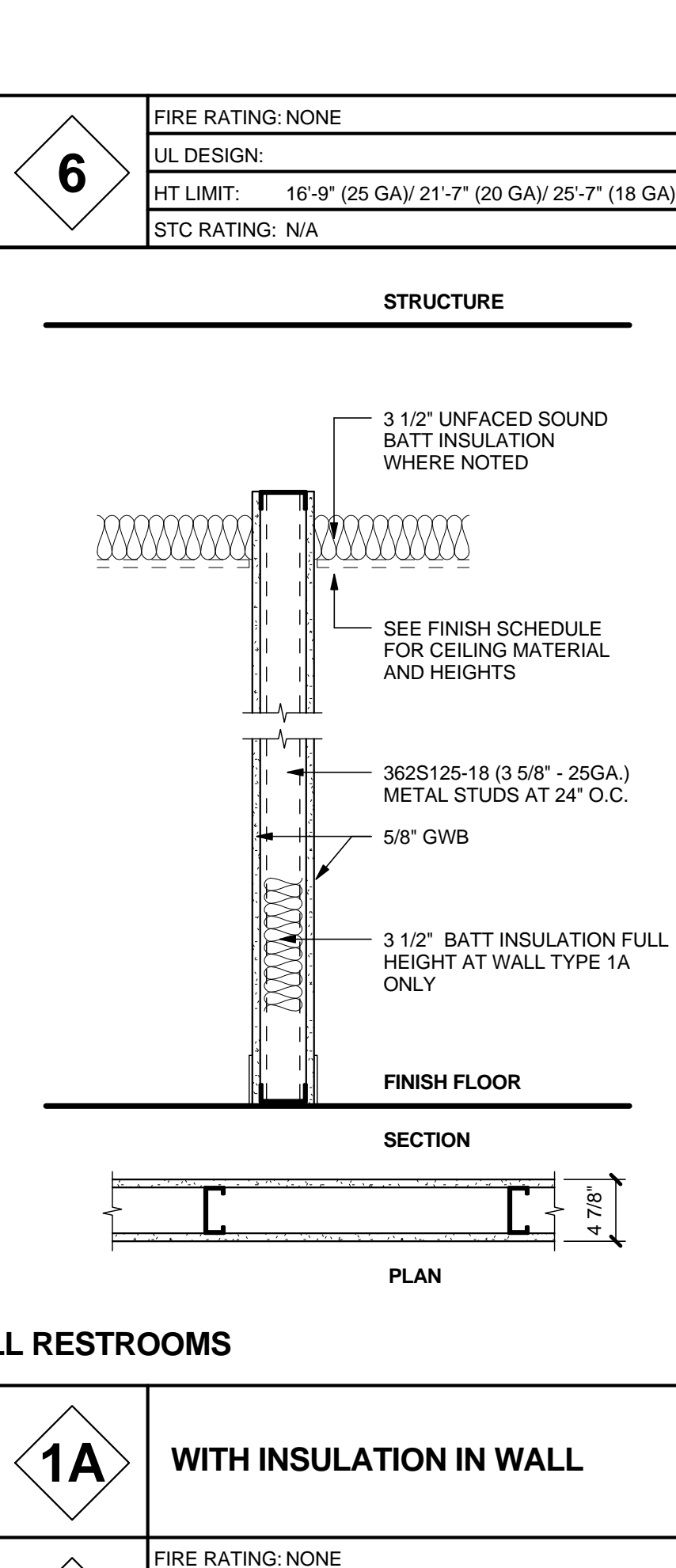
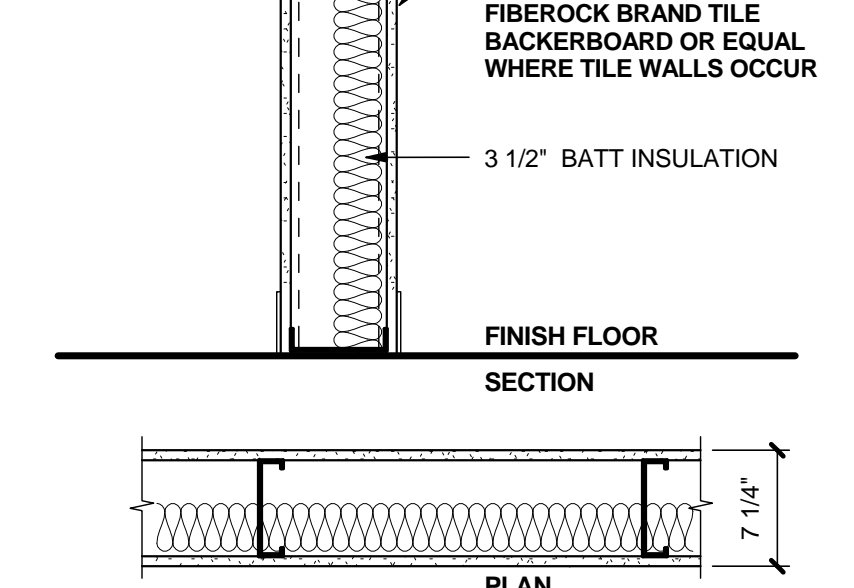
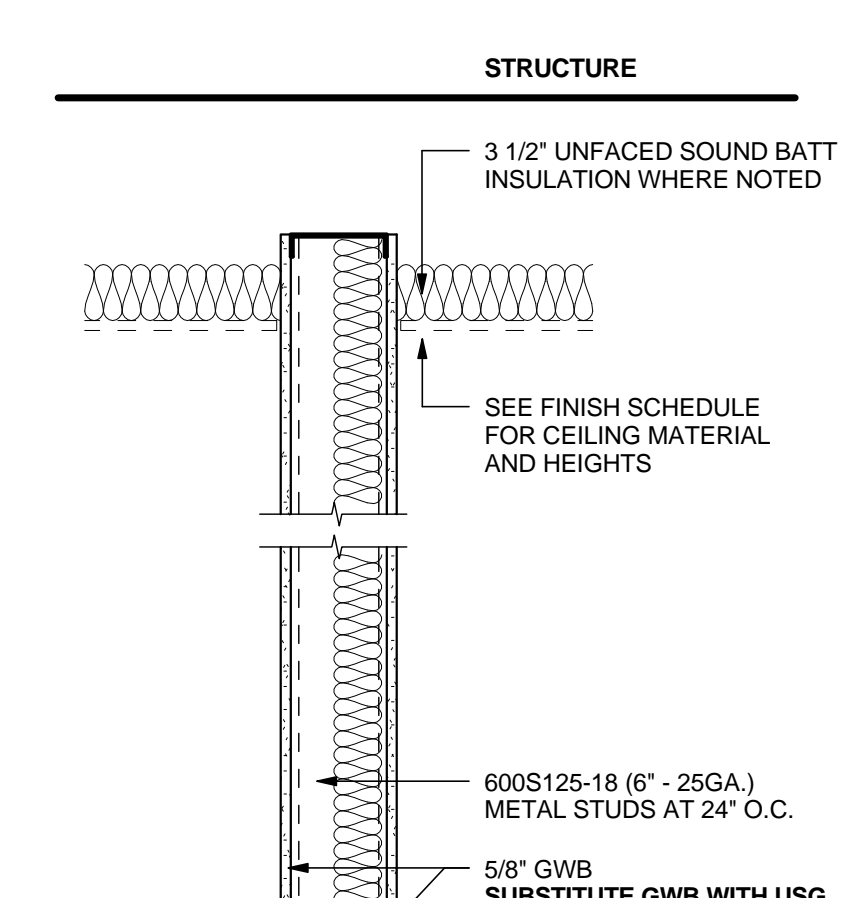
A-503

FOR CONSTRUCTION



LIMITING INTERIOR WALL HEIGHT			
STUD MEMBER	SPACING - INCHES O.C.		
	12"	16"	24"
362S125-18	15'-4"	14'-4"	13'-5"
362S125-33	17'-10"	16'-5"	14'-9"
362S125-43	19'-7"	18'-0"	16'-3"
400S125-18	16'-5"	15'-4"	14'-2"
400S125-33	18'-11"	18'-4"	16'-5"
400S125-43	21'-2"	19'-5"	17'-2"
600S125-18	22'-1"	19'-9"	16'-9"
600S125-33	26'-9"	24'-6"	21'-7"
600S125-43	30'-7"	28'-3"	25'-7"
600S137-33	27'-5"	24'-11"	21'-9"
600S137-43	29'-10"	27'-2"	23'-8"
600S137-54	32'-0"	29'-1"	25'-5"
800S162-33	28'-7"	26'-0"	22'-8"
800S162-43	31'-2"	28'-4"	24'-9"
800S162-54	33'-5"	30'-4"	26'-6"
800S137-33	34'-8"	31'-6"	27'-6"
800S137-43	37'-10"	34'-4"	30'-0"
800S137-54	40'-7"	36'-10"	32'-2"
800S162-33	36'-0"	32'-9"	28'-7"
800S162-43	39'-3"	35'-8"	31'-2"
800S162-54	42'-2"	38'-4"	33'-6"
800S200-33	37'-8"	34'-3"	29'-11"
800S200-43	41'-1"	37'-4"	32'-7"
800S200-54	44'-2"	40'-1"	35'-0"

CEILING SUPPORT SYSTEM		
4'-0" MAX SPACING - 8 LBS/SF LOADING Deflection = L/360 max		
SPAN	STUD/JOIST SIZE	TOP FLANGE BRACING
8'	40CSJ20	MIDSPAN
10'	60CSJ20	MIDSPAN
12'	60CSJ18	MIDSPAN
14'	60CSJ18	MIDSPAN
16'	80CSJ18	MIDSPAN
18'	80CSJ16	1/3 POINTS
20'	100CSJ16	1/3 POINTS
22'	100CSJ16	1/3 POINTS
24'	120CSJ16	1/3 POINTS
26'	120CSJ16	1/4 POINTS
28'	120CSJ14	1/4 POINTS
30'	135CSJ14	1/4 POINTS



MACGREGOR ASSOCIATES ARCHITECTS

2839 Paces Ferry Road, Suite 500
Atlanta, Georgia 30339
T 770.432.9400 F 770.432.9934

07/31/13

CONSULTANT

PRINT RECORD

NUMBER	DATE	DESCRIPTION
07/31/13	ISSUE FOR BID / PERMIT	

PROJECT INFORMATION

HomeGoods

DISTRIBUTION CENTER

125 LOGISTICS CENTER PARKWAY
JEFFERSON, GEORGIA 30549

Be **HomeGoods** Happy

THIS DRAWING, AS AN INSTRUMENT OF SERVICE, IS AND SHALL REMAIN THE PROPERTY OF THE DESIGN PROFESSIONAL AND SHALL NOT BE REPRODUCED, PUBLISHED OR USED IN ANY MANNER WITHOUT THE PERMISSION OF THE DESIGN PROFESSIONAL.

THE CONTRACTOR SHALL VERIFY ALL DIMENSIONS AND EXISTING CONDITIONS AT THE SITE BEFORE PROCEEDING WITH EACH PHASE OF HIS WORK.

© Macgregor Associates Architects, Inc. - 1987-2013

DATE	PROJECT NO
07/31/13	2013-018

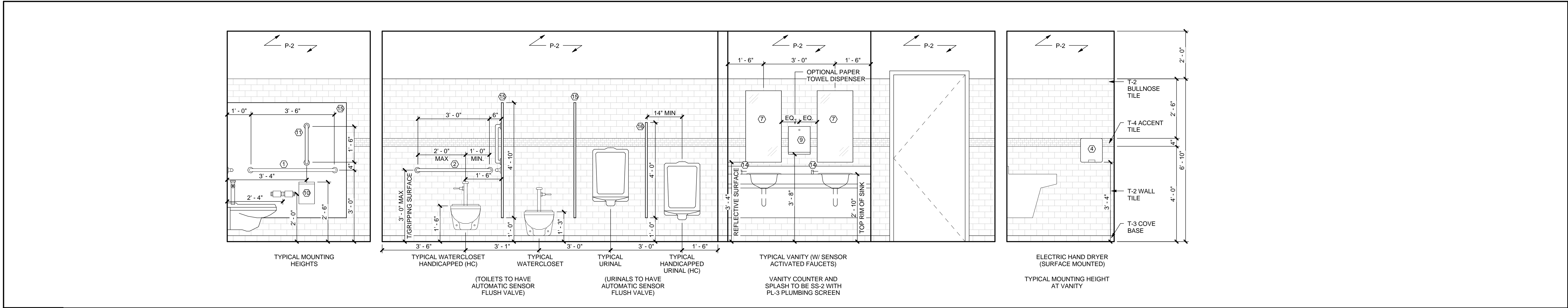
SHEET TITLE

WALL TYPES

SHEET NUMBER

A-601

FOR CONSTRUCTION



NO. FIXTURE SCHEDULE	
①	HANDICAPPED GRAB BAR - 42"
②	HANDICAPPED GRAB BAR - 36"
③	TOILET TISSUE DISPENSER
④	ELECTRIC HAND DRYER
⑤	SOAP DISPENSER - WITH STATION
⑥	SOAP DISPENSER - WALL MOUNTED - BY OTHERS
⑦	MIRROR - 18" x 36" ON STANDOFFS
⑧	MIRROR - 24" x 36"
⑨	SURFACE MOUNTED PAPER TOWEL DISPENSER
⑩	SANITARY NAPKIN DISPOSAL
⑪	HANDICAP VERTICAL GRAB BAR - 18"
⑫	COAT HOOK - MOUNT AT 48" A.F.F.
⑬	WALL BUMPER (H.C. STALL)
⑭	SOAP DISPENSER - COUNTER MOUNTED
⑮	TOILET PARTITION
⑯	URINAL SCREEN
⑰	HI/LOW DRINKING FOUNTAIN

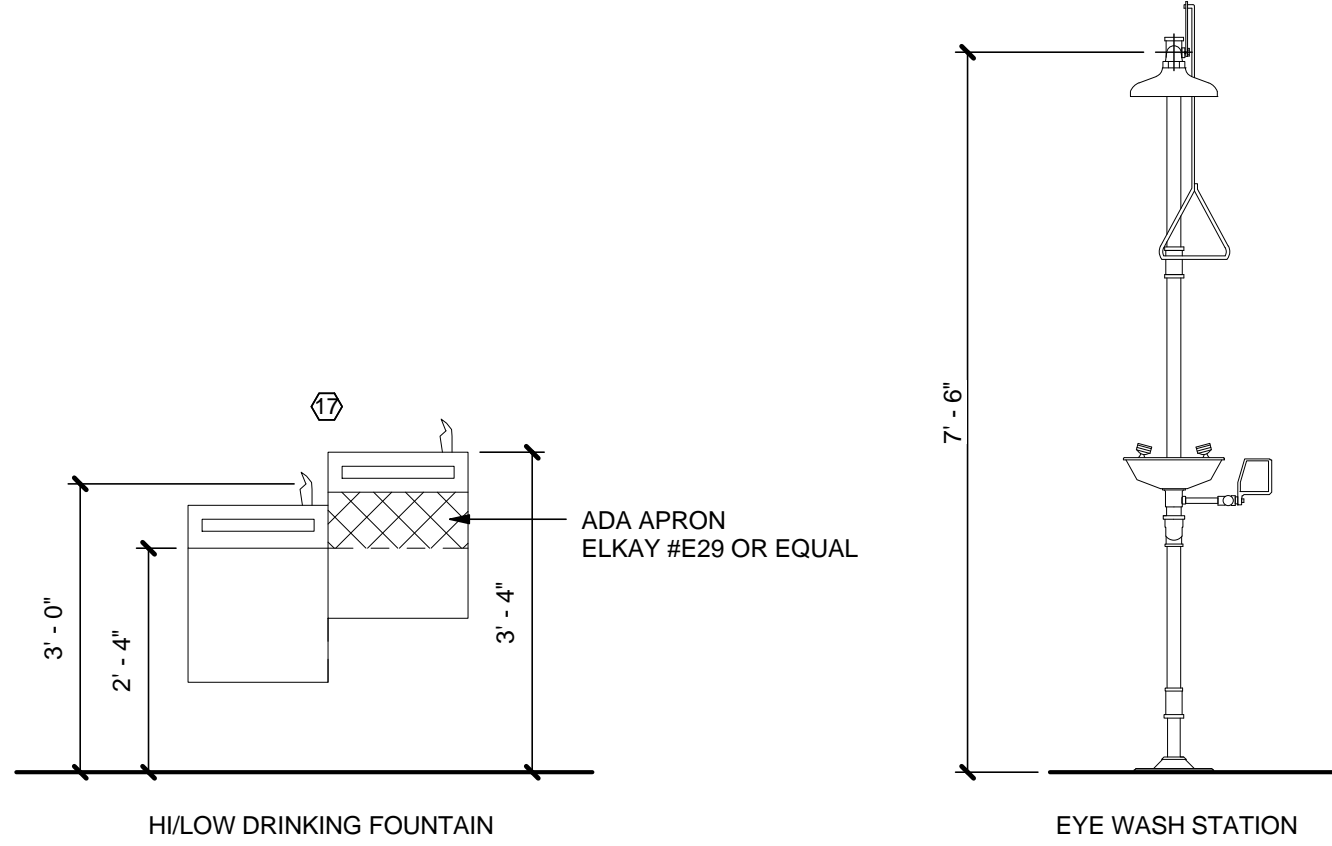
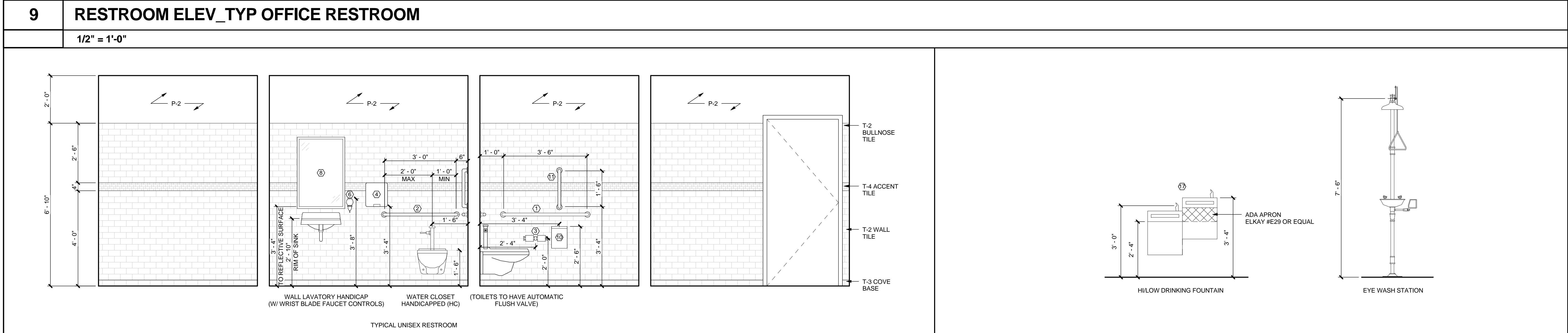
MACGREGOR ASSOCIATES ARCHITECTS

2839 Paces Ferry Road, Suite 500
Atlanta, Georgia 30339
T 770.432.9400 F 770.432.9934

SEAL

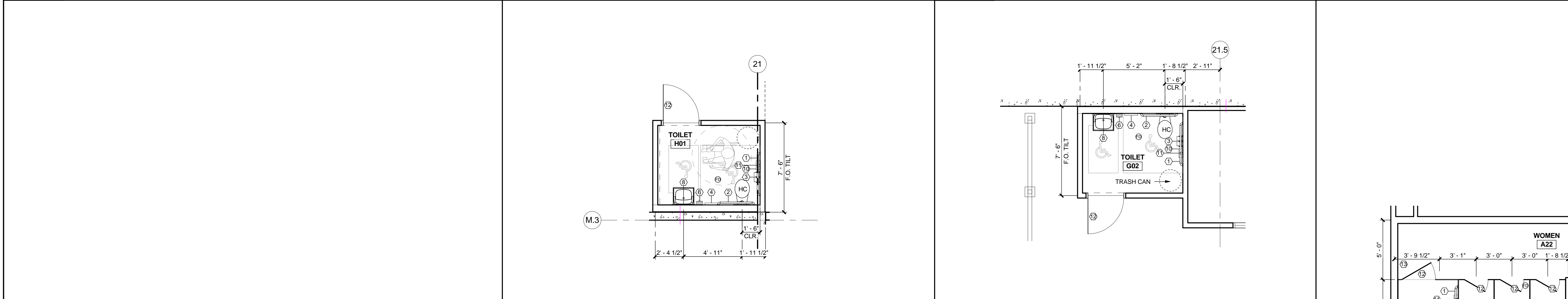
07/31/13

CONSULTANT



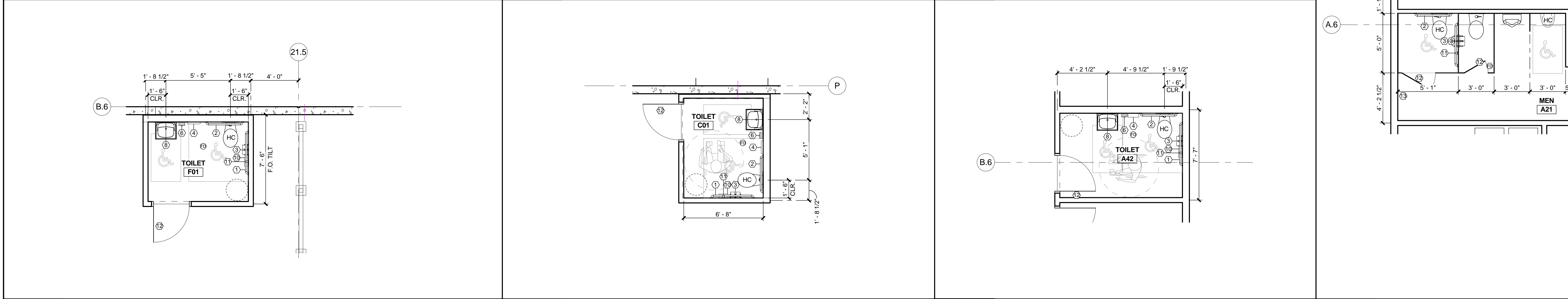
8RESTROOM ELEV_TYP SINGLE RESTROOM1/2" = 1'-0"

7RESTROOM DETAILS - DRINKING FOUNTAIN & EYE WASH FOUNTAIN1/2" = 1'-0"



6ENL RESTROOM H011/4" = 1'-0"

5ENL. RESTROOM G021/4" = 1'-0"



4ENL. RESTROOM F011/4" = 1'-0"

3ENLARGED RESTROOM C011/4" = 1'-0"

2ENLARGED RESTROOM A421/4" = 1'-0"

1ENLARGED RESTROOMS A21 + A221/4" = 1'-0"

PRINT RECORD

NUMBER	DATE	DESCRIPTION
	07/31/13	ISSUE FOR BID / PERMIT

PROJECT INFORMATION

HomeGoods

DISTRIBUTION CENTER

125 LOGISTICS CENTER PARKWAY
JEFFERSON, GEORGIA 30549

Be HomeGoods Happy

THIS DRAWING, AS AN INSTRUMENT OF SERVICE, IS AND SHALL REMAIN THE PROPERTY OF THE DESIGN PROFESSIONAL AND SHALL NOT BE REPRODUCED, PUBLISHED OR USED IN ANY WAY WITHOUT THE PERMISSION OF THE DESIGN PROFESSIONAL.

THE CONTRACTOR SHALL VERIFY ALL DIMENSIONS AND EXISTING CONDITIONS AT THE SITE BEFORE PROCEEDING WITH EACH PHASE OF HIS WORK.

©Macgregor Associates Architects, Inc. - 1987-2013

DATE	PROJECT NO
07/31/13	2013-018

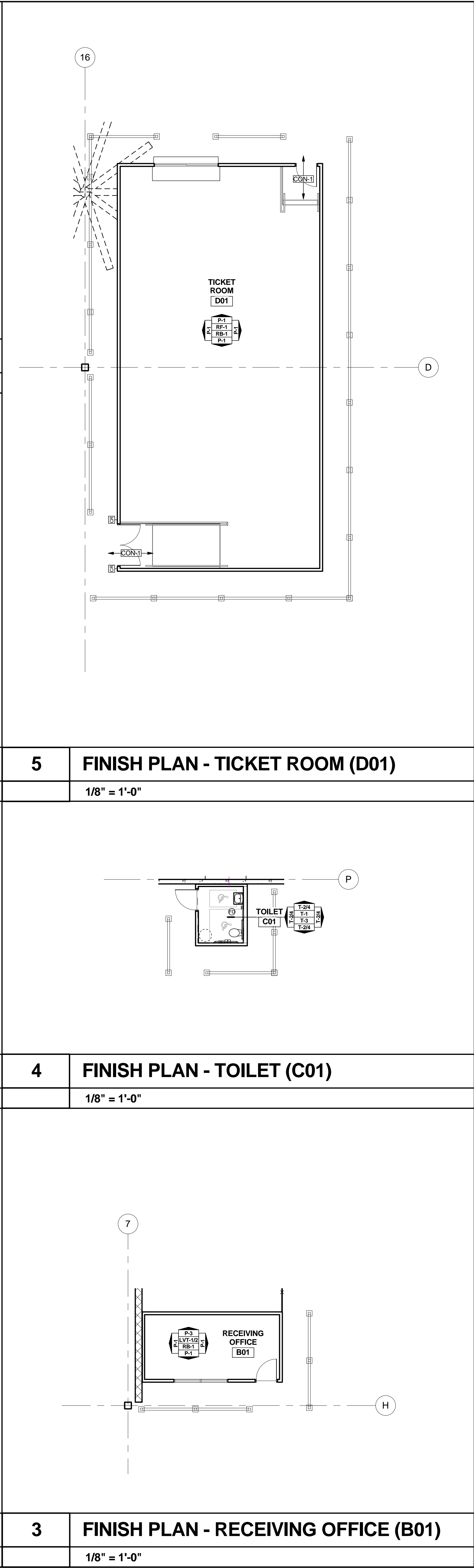
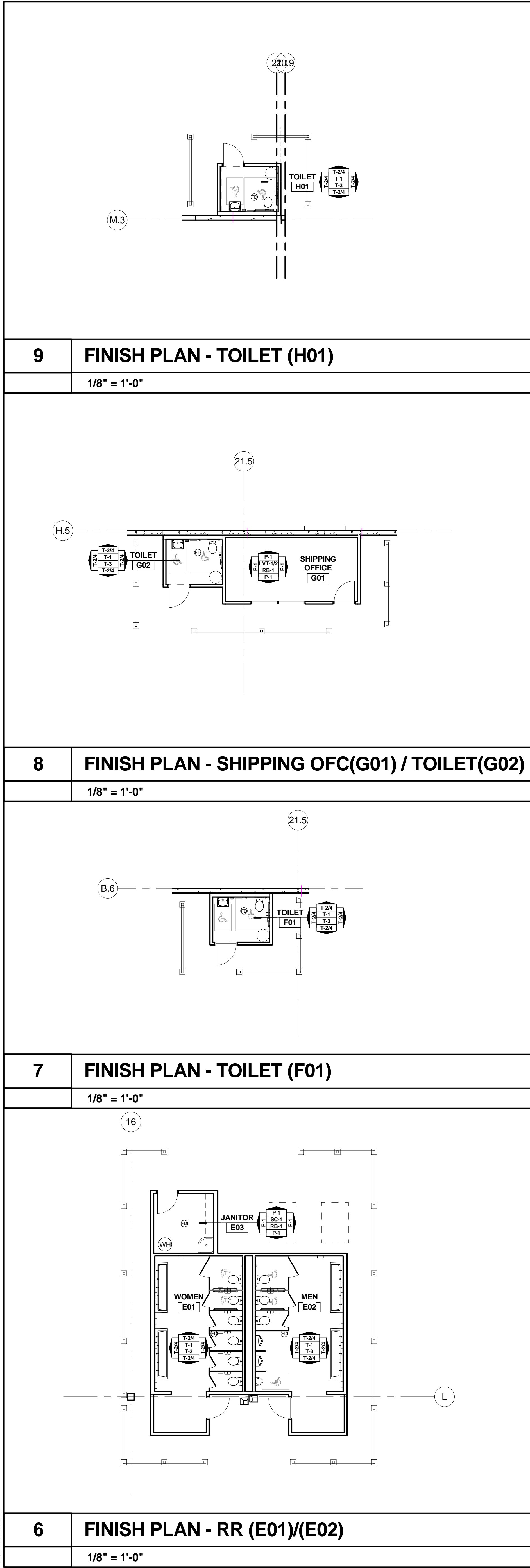
SHEET TITLE

ENLARGED TOILET PLANS AND ELEVATIONS

SHEET NUMBER

A-603

FOR CONSTRUCTION



FINISH SCHEDULE											
RM #	ROOM NAME	FLOOR	BASE	WALL FINISH				CEILING	CLG HGT	COMMENTS	RM. #
				MATERIAL	NORTH	EAST	SOUTH				
100	WAREHOUSE	SC-1	--	CONCRETE TILT - PAINTED FLAT	P-7	P-7	P-7	P-7	--	--	100
102	FIRE PUMP HOUSE	CON-1	--						--	--	102
103	MAINTENANCE CAGE	CON-1	--						--	--	103
A01	LOBBY	WM-1	RB-1	GYP SUM BOARD - EGGSHELL	P-1	P-1	P-1	P-1	ACT-1	14'-0" AFF	A01
A02	TELOO	CON-1	RB-1	GYP SUM BOARD	P-1	P-1	P-1	P-1	--	--	A02
A03	CONTROL ROOM	CPT-2	RB-1	GYP SUM BOARD	P-4	P-1	P-1	P-1	ACT-1	8'-10" AFF	A03
A04	LOSS PREVENTION	CPT-2	RB-1	GYP SUM BOARD	P-4	P-1	P-1	P-1	ACT-1	8'-10" AFF	A04
A05	RECEPTION	LVT-1/2	RB-1	GYP SUM BOARD	P-1	P-1	P-1	P-1	ACT-1	11'-10" AFF	A05
A06	APPLICANT WAITING	LVT-1/2	RB-1	GYP SUM BOARD	P-3	P-1	P-1	P-1	ACT-1	10'-0" AFF	A06
A07	INTERVIEW	CPT-3	RB-1	GYP SUM BOARD	P-1	P-1	P-1	P-1	ACT-1	10'-0" AFF	A07
A08	HR OFFICE	CPT-3	RB-1	GYP SUM BOARD	P-1	P-1	P-3	P-1	ACT-1	10'-0" AFF	A08
A09	OFFICE	CPT-3	RB-1	GYP SUM BOARD	P-1	P-1	P-3	P-1	ACT-1	10'-0" AFF	A09
A10	OFFICE	CPT-3	RB-1	GYP SUM BOARD	P-1	P-1	P-3	P-1	ACT-1	10'-0" AFF	A10
A11	OFFICE	CPT-3	RB-1	GYP SUM BOARD	P-1	P-1	P-3	P-1	ACT-1	10'-0" AFF	A11
A12	OFFICE	CPT-3	RB-1	GYP SUM BOARD	P-1	P-1	P-3	P-1	ACT-1	10'-0" AFF	A12
A13	GENERAL MANAGER	CPT-3	RB-1	GYP SUM BOARD	P-1	P-1	P-3	P-1	ACT-1	10'-0" AFF	A13
A14	OPEN AREA	CPT-1	RB-1	GYP SUM BOARD	P-1	P-1	P-1	P-1	ACT-1	10'-0" AFF	A14
A15	MEETING	CPT-3	RB-1	GYP SUM BOARD	P-1	P-1	P-3	P-1	ACT-1	10'-0" AFF	A15
A16	OFFICE	CPT-3	RB-1	GYP SUM BOARD	P-1	P-1	P-1	P-3	ACT-1	8'-10" AFF	A16
A17	OFFICE	CPT-3	RB-1	GYP SUM BOARD	P-1	P-1	P-3	P-1	ACT-1	8'-10" AFF	A17
A18	OFFICE	CPT-3	RB-1	GYP SUM BOARD	P-3	P-1	P-1	P-1	ACT-1	8'-10" AFF	A18
A19	COFFEE	LVT-1/2	RB-1	GYP SUM BOARD	P-1	P-1	P-3	P-1	ACT-1	8'-10" AFF	A19
A20	MAIL/WORK ROOM	LVT-1/2	RB-1	GYP SUM BOARD	P-1	P-1	P-1	P-1	ACT-1	8'-10" AFF	A20
A21	MEN	T-1	T-3	GYP SUM BOARD	T-2/4	T-2/4	T-2/4	T-2/4	GWB, PAINTED P-2	8'-4" AFF	A21
A22	WOMEN	T-1	T-3	GYP SUM BOARD	T-2/4	T-2/4	T-2/4	T-2/4	GWB, PAINTED P-2	8'-4" AFF	A22
A23	CLOS	CPT-1	RB-1	GYP SUM BOARD	P-1	P-1	P-1	P-1	ACT-1	8'-10" AFF	A23
A24	HALL	CPT-1	RB-1	GYP SUM BOARD	P-1	P-1	P-1	P-1	ACT-1	8'-10" AFF	A24
A25	CONFERENCE	CPT-3	RB-1	GYP SUM BOARD	P-1	P-1	P-1	P-3	VARIES	VARIES	A25
A26	MEETING	CPT-3	RB-1	GYP SUM BOARD	P-4	P-1	P-1	P-1	ACT-1	8'-10" AFF	A26
A27	MEETING	CPT-3	RB-1	GYP SUM BOARD	P-1	P-1	P-4	P-1	ACT-1	8'-10" AFF	A27
A28	SUPERVISORS	CPT-2	RB-1	GYP SUM BOARD	P-1	P-1	P-1	P-1	ACT-1	10'-0" AFF	A28
A29	OFFICE	CPT-3	RB-1	GYP SUM BOARD	P-4	P-1	P-1	P-1	ACT-1	8'-10" AFF	A29
A30	RECRUITER	CPT-3	RB-1	GYP SUM BOARD	P-1	P-1	P-4	P-1	ACT-1	8'-10" AFF	A30
A31	PAYROLL	CPT-2	RB-1	GYP SUM BOARD	P-4	P-1	P-1	P-1	ACT-1	8'-10" AFF	A31
A32	CONFERENCE	CPT-2	RB-1	GYP SUM BOARD	P-1	P-1	P-1	P-4	ACT-1	8'-10" AFF	A32
A33	SUPPLIES	LVT-1/2	RB-1	GYP SUM BOARD	P-1	P-1	P-1	P-1	ACT-1	8'-10" AFF	A33
A34	HALL	LVT-1/2	RB-1	GYP SUM BOARD	P-1	P-1	P-1	P-1	ACT-1	11'-10" AFF	A34
A35	INTERVIEW	CPT-4	RB-1	GYP SUM BOARD	P-1	P-1	P-1	P-1	ACT-1	8'-10" AFF	A35
A36	INTERVIEW	CPT-5	RB-1	GYP SUM BOARD	P-1	P-1	P-1	P-1	ACT-1	8'-10" AFF	A36
A37	COMPUTER	RF-1	RB-1	GYP SUM BOARD	P-1	P-1	P-1	P-1	ACT-1	8'-10" AFF	A37
A38	SUPPLIES	LVT-2	RB-1	GYP SUM BOARD	P-1	P-1	P-1	P-1	ACT-1	8'-10" AFF	A38
A39	EXAM	LVT-2	RB-1	GYP SUM BOARD	P-1	P-1	P-1	P-1	ACT-1	8'-10" AFF	A39
A40	EXAM	LVT-2	RB-1	GYP SUM BOARD	P-1	P-1	P-1	P-1	ACT-1	8'-10" AFF	A40
A41	HALL	LVT-2	RB-1	GYP SUM BOARD	P-1	P-1	P-1	P-1	ACT-1	8'-10" AFF	A41
A42	TOILET	T-1	T-3	GYP SUM BOARD	P-1	P-1	P-1	P-1	GWB, PAINTED P-2	9'-10" AFF	A42
A43	NURSE	LVT-2	RB-1	GYP SUM BOARD	P-1	P-1	P-3	P-1	ACT-1	8'-10" AFF	A43
A44	WAITING	LVT-2	RB-1	GYP SUM BOARD	P-1	P-4	P-1	P-1	ACT-1	8'-10" AFF	A44
A45	JANITOR/SUPPLY	SC-1	RB-1	GYP SUM BOARD	P-1	P-1	P-1	P-1	ACT-1	8'-10" AFF	A45
A46	LOCKERS	LVT-1/2	RB-1	GYP SUM BOARD	P-1	P-1	P-1	P-1	ACT-1	8'-10" AFF	A46
A47	TRAINING	CPT-2	RB-1	GYP SUM BOARD	P-4	P-1	P-1	P-1	ACT-1	11'-10" AFF	A47
A48	WOMEN	T-1	T-3	GYP SUM BOARD	T-2/4	T-2/4	T-2/4	T-2/4	GWB, PAINTED P-2	9'-0" AFF	A48
A49	WOMEN	T-1	T-3	GYP SUM BOARD	T-2/4	T-2/4	T-2/4	T-2/4	GWB, PAINTED P-2	9'-0" AFF	A49
A50	MEN	T-1	T-3	GYP SUM BOARD	T-2/4	T-2/4	T-2/4	T-2/4	GWB, PAINTED P-2	9'-0" AFF	A50
A51	MEN	T-1	T-3	GYP SUM BOARD	T-2/4	T-2/4	T-2/4	T-2/4	GWB, PAINTED P-2	9'-0" AFF	A51
A52	SUPPLY	T-1	T-3	GYP SUM BOARD	P-1	P-1	P-1	P-1	GWB, PAINTED P-2	9'-0" AFF	A52
A53	JANITOR	SC-1	RB-1	GYP SUM BOARD	P-1	P-1	P-1	P-1	GWB, PAINTED P-1	9'-0" AFF	A53
A54	SUPPLY	T-1	T-3	GYP SUM BOARD	P-1	P-1	P-1	P-1	GWB, PAINTED P-2	9'-0" AFF	A54
A55	HALL	LVT-1/2	RB-1	GYP SUM BOARD	P-1	P-1	P-1	P-1	ACT-1	11'-10" AFF	A55
A56	GALLEY 1	LVT-3	RB-1	GYP SUM BOARD	P-1	P-1	P-1	P-1	GWB, PAINTED P-3	10'-0" AFF	A56
A57	REFRIGERATORS	LVT-3	RB-1	GYP SUM BOARD	P-1	P-1	P-1	P-1	GWB, PAINTED P-3	10'-0" AFF	A57
A58	GALLEY 2	LVT-3	RB-1	GYP SUM BOARD	P-1	P-1	P-1	P-1	GWB, PAINTED P-3	10'-0" AFF	A58
A59	BREAK ROOM	LVT-1/2	RB-1	GYP SUM BOARD	P-1	P-1	P-1	P-1	ACT-1	14'-0" AFF	A59
B01	RECEIVING OFFICE	LVT-1/2	RB-1	GYP SUM BOARD	P-3	P-1	P-1	P-1	ACT-1	8'-10" AFF	B01
C01	TOILET	T-1	T-3	GYP SUM BOARD	T-2/4	T-2/4	T-2/4	T-2/4	GWB, PAINTED P-2	8'-10" AFF	C01
D01	TICKET ROOM	RF-1	RB-1	GYP SUM BOARD	P-1	P-1	P-1	P-1	ACT-1	9'-0" AFF	D01
E01	WOMEN	T-1	T-3	GYP SUM BOARD	T-2/4	T-2/4	T-2/4	T-2/4	GWB, PAINTED P-2	9'-0" AFF	E01
E02	MEN	T-1	T-3	GYP SUM BOARD	T-2/4	T-2/4	T-2/4	T-2/4	GWB, PAINTED P-2	9'-0" AFF	E02
E03	JANITOR	SC-1	RB-1	GYP SUM BOARD	P-1	P-1	P-1	P-1	GWB, PAINTED P-1	9'-0" AFF	E03
F01	TOILET	T-1	T-3	GYP SUM BOARD	T-2/4	T-2/4	T-2/4	T-2/4	GWB, PAINTED P-2	8'-10" AFF	F01
G01	SHIPPING OFFICE	LVT-1/2	RB-1	GYP SUM BOARD	P-1	P-1	P-1	P-1	ACT-1	8'-10" AFF	G01
G02	TOILET	T-1	T-3	GYP SUM BOARD	T-2/4	T-2/4	T-2/4	T-2/4	GWB, PAINTED P-2	8'-10" AFF	G02
H01	TOILET	T-1	T-3	GYP SUM BOARD	T-2/4	T-2/4	T-2/4	T-2/4	GWB, PAINTED P-2	8'-10" AFF	H01

WALL FINISHES:	FLOOR FINISHES:	FLOOR FINISHES (CONT.):	FINISH NOTES
CEILINGS - FLAT FINISH WALLS - EGGSHELL FINISH DOORS & DOOR FRAMES - SEMI-GLOSS FINISH	[CPT-1] CARPET TILE - GENERAL, U.O. SHAW CONTRACT VIBRANT ST001 - ASPECT 07115 24" X 24" GLUE-DOWN	[VCT-1] VINYL COMPOSITION TILE ARMSTRONG STANDARD EXCELON - ANTIQUE WHITE 5111 12" X 12"	FINISH NOTES
[P-1] PAINT - GENERAL, U.O. BENJAMIN MOORE NATURAL WICKER OC-1 EGGSHELL FINISH	[CPT-2] CARPET TILE - ACCENT SHAW CONTRACT VISIBLE ST002 - ASPECT 07115 24" X 24" GLUE-DOWN	[VCT-2] VINYL COMPOSITION TILE ARMSTRONG STANDARD EXCELON - NOUGAT 57501 12" X 12"	1. ALL INTERIOR FINISH SPECIFICATIONS ARE AS INDICATED ON THE PLANS, OR IN BUILDING SPECIFICATIONS MANUAL, SHOULD THERE BE DISCREPANCIES OR OMISSIONS, THE ARCHITECT IS TO BE CONSULTED BEFORE PROCEEDING. THE ARCHITECT IS NOT RESPONSIBLE FOR DISCREPANCIES OR OMISSIONS THAT ARISE DUE TO CHANGES BY THE CONTRACTORS, CONSULTANTS OR OWNERS AFTER DATE OF DRAWINGS UNLESS AS A REVISION ON THE DRAWINGS.
[P-2] PAINT - RESTROOM WALLS BENJAMIN MOORE MOUNTAIN PEAK WHITE OC-121 EGGSHELL FINISH	[CPT-3] CARPET TILE - ACCENT SHAW CONTRACT ABSORBED ST003 - ASPECT 07115 24" X 24" GLUE-DOWN	[VCT-3] VINYL COMPOSITION TILE ARMSTRONG STANDARD EXCELON - CINNAMON BROWN 51948 12" X 12"	2. ALL INTERIOR FINISHES TO BE CLASS 'B' OR BETTER AS INDICATED.
[P-3] PAINT - ACCENT BENJAMIN MOORE SPLIT FIVE 2146-30 EGGSHELL FINISH	[CPT-4] CARPET TILE - ACCENT SHAW CONTRACT APPLIED TILE ST004 - SOLAR FLARE 04658 24" X 24" GLUE-DOWN		3. ALL SURFACES WHICH ARE TO RECEIVE A FINISH APPLICATION MUST BE COMPLETELY SMOOTH IF SURFACES ARE NOT ACCEPTABLE TO RECEIVE FINISHES, NOTIFY CONTRACTOR TO HAVE SURFACES CORRECTED BEFORE BEGINNING FINISH APPLICATION.
[P-4] PAINT - ACCENT BENJAMIN MOORE DAVID R 217-10 EGGSHELL FINISH	[CPT-5] CARPET TILE - ACCENT SHAW CONTRACT APPLIED TILE ST004 - NIGHT VISION 04326 24" X 24" GLUE-DOWN	PLASTIC LAMINATE:	4. PROVIDE FLOORS W/ THINSET AS REQUIRED TO CREATE A FLUSH TRANSITION BETWEEN FLOORING SURFACE MATERIALS. ALL THRESHOLDS TO MEET ADA REQUIREMENTS.
NOTE: PAINT (FOR HM DOORS & FRAMES) TO MATCH COLOR OF WALL ON WHICH THE DOOR COLOURS. SPLIT FACE OF FRAME/ DOOR AS EQUIRED.	[CPT-6] CARPET TILE - ACCENT SHAW CONTRACT APPLIED TILE ST004 - LASER 04855 24" X 24" GLUE-DOWN	[PL-1] PLASTIC LAMINATE WILSONART STUDIO TEAK 7960K-18 MATTE FINISH	5. REFERENCE SPECIFICATION MANUAL FOR ALL PAINT GUIDELINES AND APPLICATION REQUIREMENTS.
		[PL-2] PLASTIC LAMINATE WILSONART SHEER MESH 4876-38 MATTE FINISH	6. PAINT TELEPHONE EQUIPMENT BACKBOARDS PRIOR TO EQUIPMENT INSTALLATION TO MATCH THE WALL ON WHICH IT OCCURS.
			7. ALL MISCELLANEOUS ACCESS PANELS, GRILLES, PLATES AND APPURTENANCES TO BE PAINTED TO MATCH THE ADJACENT WALL SURFACES WHERE THEY OCCUR.
			8. INSTALL ALL FLOORING IN ACCORDANCE WITH MANUFACTURER'S INSTRUCTIONS. CONSULT ARCHITECT IF INSTRUCTIONS ARE NOT CLEAR OF IF MANUFACTURER FIELD VISIT IS REQUIRED.
			9. PROVIDE MATCHING RUBBER CARPET EDGE STRIP WHERE CARPETING TERMINATES OTHER THAN AT A WALL. IF THE TRANSITION IS AT A DOOR, REDUCER STRIP IS TO BE LOCATED UNDER THE DOOR WHEN IN A CLOSED POSITION. (APPROPRIATE TRIM PROFILE FOR MATERIAL TRANSITIONS).
BASE FINISHES:	[LVT-1] LUXURY VINYL PLANKS - GENERAL, U.O. PATCRAFT HIGHLAND FOREST - SANDY OAK 20230 4" X 36"	[PL-3] PLASTIC LAMINATE FORMICA EARTHEN WARP 5880-58 MATTE FINISH	10. PROVIDE METAL EDGE STRIP WHERE STONE OR FLOOR TILE TERMINATES AT VCT, CARPET OR CONCRETE. IF THE TRANSITION IS AT A DOOR, EDGE STRIP IS TO BE LOCATED UNDER THE DOOR WHEN IN A CLOSED POSITION. USE APPROPRIATE TRIM PROFILE FOR MATERIAL.
[RBT-1] RUBBER BASE JOHNSONITE TOAST 283 4" STRAIGHT @ CARPET 4" COVED @ RESILIENT	[LVT-2] LUXURY VINYL PLANKS - ACCENT PATCRAFT HIGHLAND FOREST - NATURAL MAPLE 20200 4" X 36"	[PL-4] PLASTIC LAMINATE FORMICA COFFEE BEAN D495-60 MATTE FINISH	11. UNLESS OTHERWISE NOTED INSTALL A 4"x4" PIECE OF FRP ON EACH SIDE OF THE JANITOR'S SINK.
TILE:	[LVT-2] LUXURY VINYL PLANKS - ACCENT PATCRAFT HIGHLAND FOREST - WALNUT 20700 4" X 36"		12. WHERE WALL TILES ARE SCHEDULED USE FULL SIZE TILES. NO CUTS. USE COORDINATING BULLNOSE TILE WHERE TILE EDGES ARE EXPOSED AND NOT ADJACENT TO AN
[T-1] TILE - FLOOR PROSPECT TILE CUSTOM TILE #23990 18" X 18" GROUT: MAPEI - TBD	[CON-1] EXISTING CONCRETE -- --	SOLID SURFACE:	13. UNLESS OTHERWISE NOTED PAINT AND INSTALL RUBBER BASE AROUND THE PERIMETER OF ALL WAREHOUSE RESTROOMS, TICKETING AND OFFICE WALLS EXPOSED TO WAREHOUSE
[T-2] TILE - WALL DAL TILE RITTENHOUSE SQUARE - ALMOND K165 3" X 6" FIELD TILE GROUT: MAPEI - TBD	[SC-1] SEALED CONCRETE -- --	[SS-1] SOLID SURFACE QUARTZ SILESTONE BAMBOO	14. INTERIOR LADDERS & SAFETY CAGE TO BE PAINTED _____ COLOR TO BE DETERMINED.
[T-3] TILE BASE DAL TILE RITTENHOUSE SQUARE - ALMOND K165 3" X 6" COVE A-3361 GROUT: MAPEI - TBD	[RF-1] RAISED FLOORING TATE CONCRETE CC1250 STONE GRAFIX 503 SOLID, PERFORATED WHERE INDICATED 24" X 24" X 1/2"	[SS-2] SOLID SURFACE QUARTZ SILESTONE UNSLU	15. INTERIOR BOLLARDS, FLOOR ANGLES AND BARRIER RAILS TO BE PAINTED _____ COLOR. TO BE DETERMINED. WHERE THERE ITEMS ARE FACTOR FINISHED TO ALLOWANCE WOULD NOT BE REQUIRED.
[T-4] TILE - WALL ACCENT DAL TILE STONE RADIANCE - CARAMEL TRAVERTINO RAFF MOSAIC BLEND S458 11 3/4" X 12 1/2" MOSAIC TILE SHEETS GROUT: MAPEI - TBD USE WHITE THIN-SET MORTAR	[WM-1] WALK-OFF MAT TILE PATCRAFT RIGHT RAIN II IN 0304 - NATURAL BEIGE 00100 24" X 24"	[SS-3] SOLID SURFACE QUARTZ EVERO GLACIER BAY	16. ALL INTERIOR WOOD DOORS TO BE FACTOR FINISHED AND FRAMES TO FINISHED COLOR. AS INDICATED ON THE DOOR SCHEDULE AND FINISH NOTES. IF NOT CLEAR VERIFY FINISHES WITH ARCHITECT. IF THE DOOR FRAME PAINT COLOR IS SPLIT FINISH TO OCCUR AT INSIDE OF DOOR STOP. REFERENCE SPECIFICATION MANUAL FOR WOOD DOOR SPECIES.
[T-5] TILE - WALL DAL TILE 4 1/4" X 4 1/4" GROUT: MAPEI - TBD		MISCELLANEOUS:	17. INSTALL 1" HORIZONTAL MINI-BLINDS ON ALL EXTERIOR WINDOWS & GLAZING. MANUFACTURERS STANDARD COLORS. COLOR TO BE DETERMINED.
		[TP-1] TOILET PARTITIONS GLOBAL PARTITIONS POWDER COATED SANDY BEACH 2150	18. PROVIDE ADD ALTERNATE PRICING TO PAINT ALL EXPOSED INTERIOR COLUMNS IN THE WAREHOUSE FROM FLOOR TO 10'-0" AFF. COLOR TO BE DETERMINED
		[ST-1] STAIN FOR DOORS - TBD	
		[ACT-1] ACOUSTIC CEILING TILES 2 X 2 - TBD	
		[WB-1] WINDOW BLINDS - TBD	

2	FINISH MATERIAL LEGEND
1/8" = 1'-0"	

1	TYPICAL FINISH NOTES
1/4" = 1'-0"	



MACGREGOR
ASSOCIATES
ARCHITECTS

2839 Paces Ferry Road, Suite 500
Atlanta, Georgia 30339
T 770.432.9400 F 770.432.9934

SEAL



CONSULTANT

PRINT RECORD

NUMBER	DATE	DESCRIPTION
07/31/13	ISSUE FOR BID / PERMIT	

PROJECT INFORMATION

HomeGoods
DISTRIBUTION
CENTER

125 LOGISTICS CENTER PARKWAY
JEFFERSON, GEORGIA 30549



THIS DRAWING, AS AN INSTRUMENT OF SERVICE, IS AND SHALL REMAIN THE PROPERTY OF THE DESIGN PROFESSIONAL AND SHALL NOT BE REPRODUCED, PUBLISHED OR USED IN ANY WAY WITHOUT THE PERMISSION OF THE DESIGN PROFESSIONAL.

THE CONTRACTOR SHALL VERIFY ALL DIMENSIONS AND EXISTING CONDITIONS AT THE SITE BEFORE PROCEEDING WITH EACH PHASE OF HIS WORK.
© MacGregor Associates Architects, Inc. - 1987-2013

DATE	PROJECT NO
07/31/13	2013-018

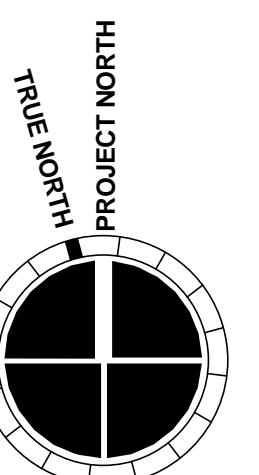
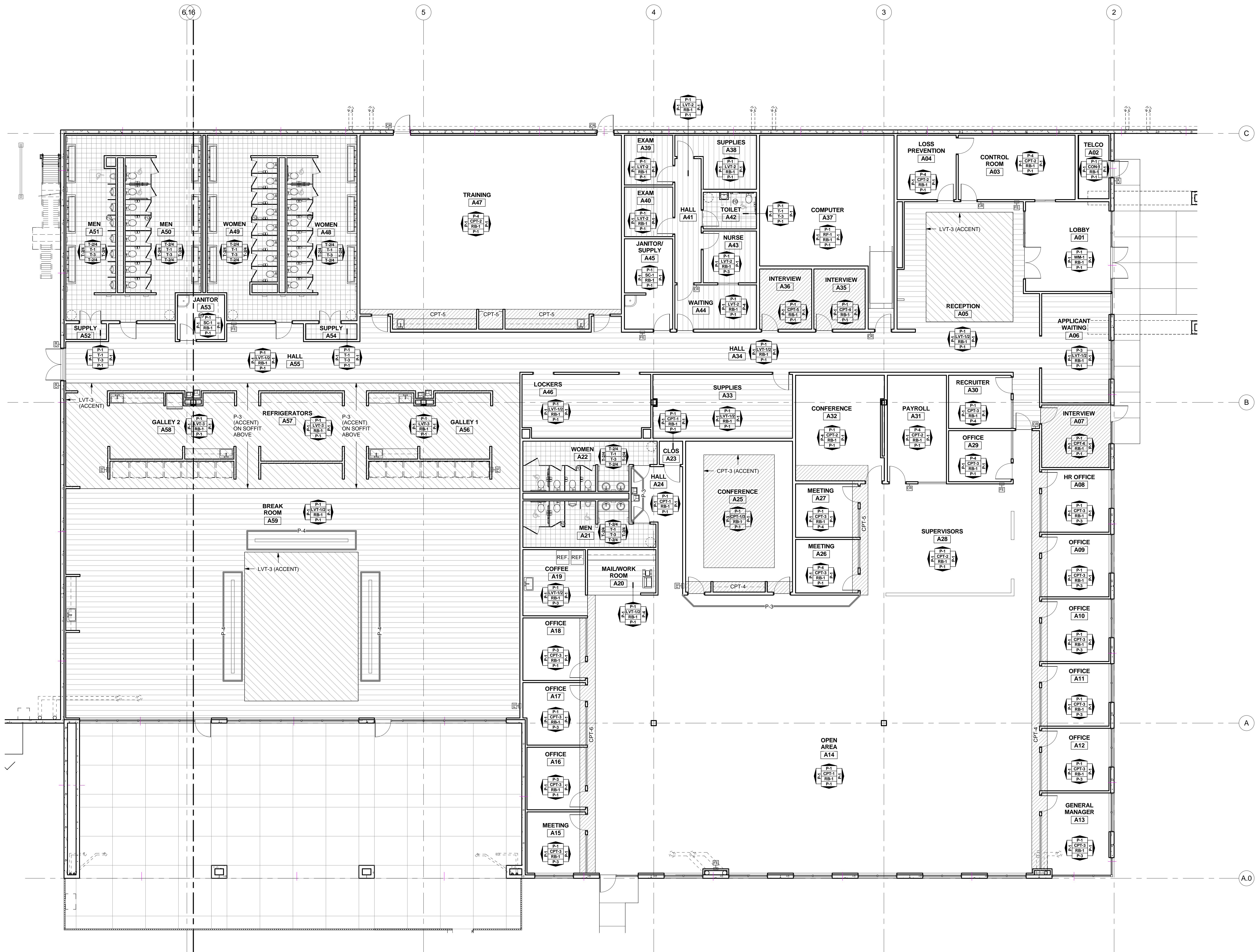
SHEET TITLE

**MAIN OFFICE
FINISH PLAN**

SHEET NUMBER

A-606

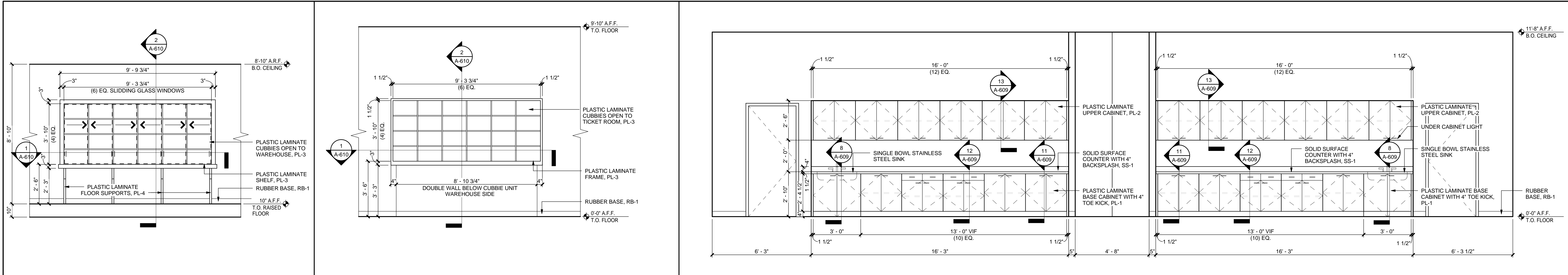
FOR CONSTRUCTION



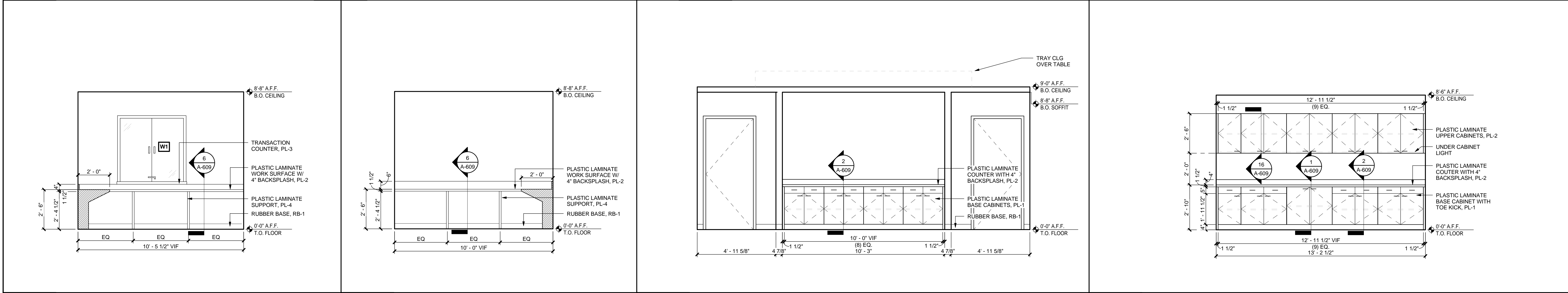
1 FINISH PLAN - MAIN OFFICE

1/8" = 1'-0"

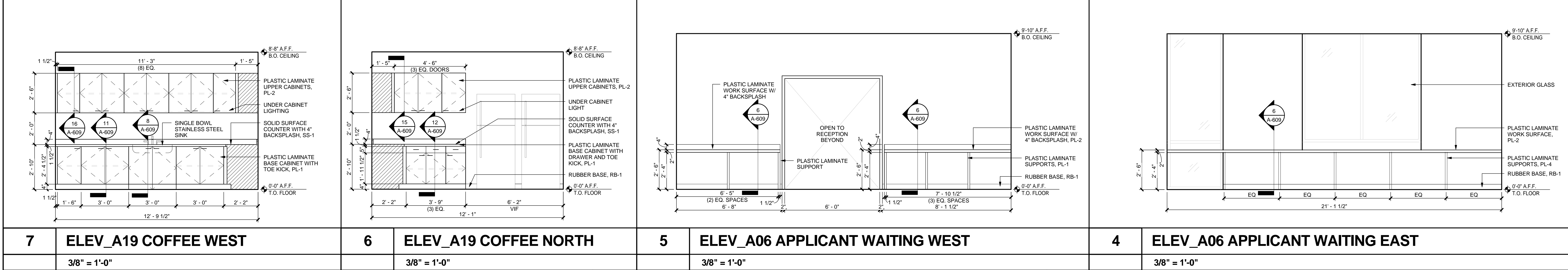
8/1/2013 5:05:57 AM



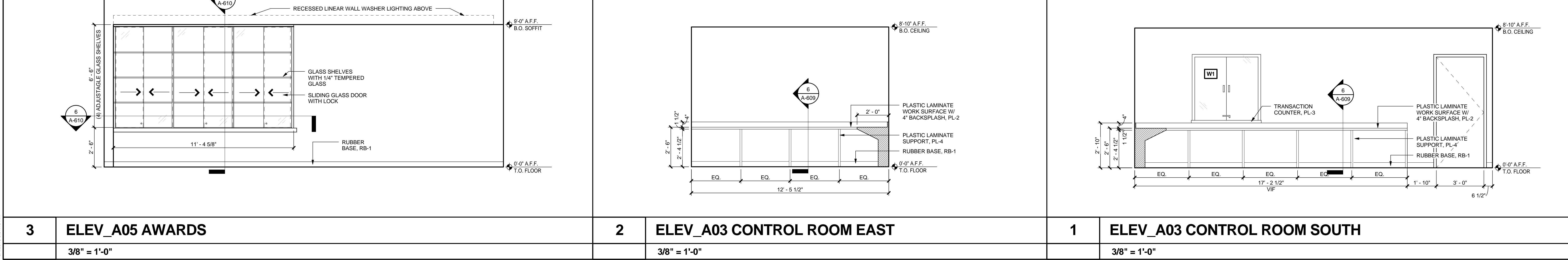
14	ELEV_D01 TICKET ROOM	13	ELEV_D01 TICKET ROOM - WAREHOUSE	12	ELEV_A47 TRAINING
3/8" = 1'-0"		3/8" = 1'-0"		3/8" = 1'-0"	



11	ELEV_A43 NURSE SOUTH	10	ELEV_A43 NURSE EAST	9	ELEV_A25 CONFERENCE	8	ELEV_A20 MAIL/ WORK ROOM
3/8" = 1'-0"		3/8" = 1'-0"		3/8" = 1'-0"		3/8" = 1'-0"	



7	ELEV_A19 COFFEE WEST	6	ELEV_A19 COFFEE NORTH	5	ELEV_A06 APPLICANT WAITING WEST	4	ELEV_A06 APPLICANT WAITING EAST
3/8" = 1'-0"		3/8" = 1'-0"		3/8" = 1'-0"		3/8" = 1'-0"	



3	ELEV_A05 AWARDS	2	ELEV_A03 CONTROL ROOM EAST	1	ELEV_A03 CONTROL ROOM SOUTH
3/8" = 1'-0"		3/8" = 1'-0"		3/8" = 1'-0"	

MACGREGOR ASSOCIATES ARCHITECTS

2839 Paces Ferry Road, Suite 500
Atlanta, Georgia 30339
T 770.432.9400 F 770.432.9934

SEAL

CONSULTANT

PROJECT INFORMATION

125 LOGISTICS CENTER PARKWAY
JEFFERSON, GEORGIA 30549

PRINT RECORD

NUMBER	DATE	DESCRIPTION

07/31/13

HomeGoods

DISTRIBUTION CENTER

125 LOGISTICS CENTER PARKWAY
JEFFERSON, GEORGIA 30549

Be HomeGoods Happy

THIS DRAWING, AS AN INSTRUMENT OF SERVICE, IS AND SHALL REMAIN THE PROPERTY OF THE DESIGN PROFESSIONAL AND SHALL NOT BE REPRODUCED, PUBLISHED OR USED IN ANY WAY WITHOUT THE PERMISSION OF THE DESIGN PROFESSIONAL.

THE CONTRACTOR SHALL VERIFY ALL DIMENSIONS AND EXISTING CONDITIONS AT THE SITE BEFORE PROCEEDING WITH EACH PHASE OF HIS WORK.

© Macgregor Associates Architects, Inc. - 1987-2013

DATE	PROJECT NO
07/31/13	2013-018

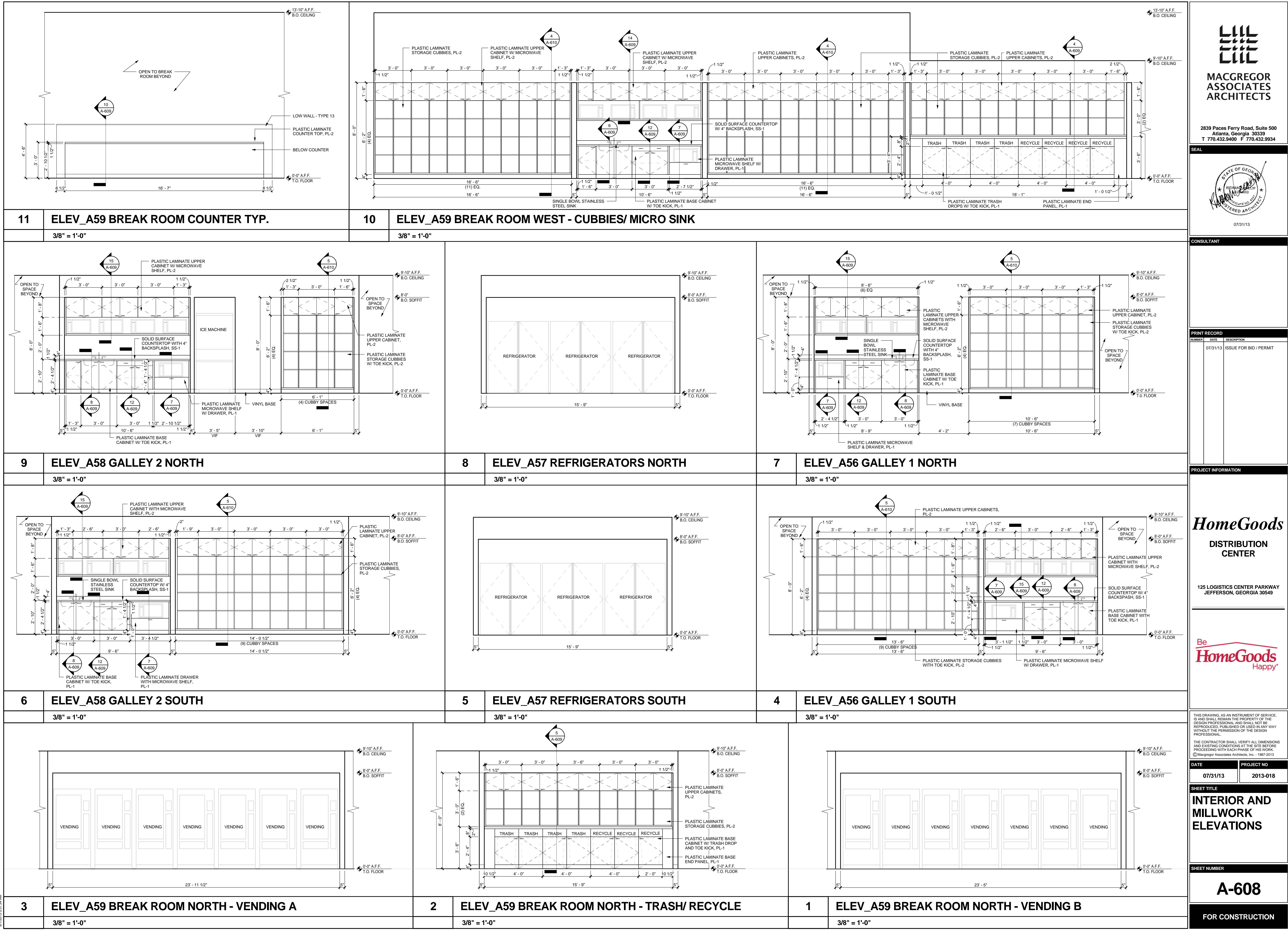
SHEET TITLE

INTERIOR AND MILLWORK ELEVATIONS

SHEET NUMBER

A-607

FOR CONSTRUCTION



MACGREGOR
ASSOCIATES
ARCHITECTS

2839 Paces Ferry Road, Suite 500
Atlanta, Georgia 30339
T 770.432.9400 F 770.432.9934

SEAL



07/31/13

CONSULTANT

PRINT RECORD

NUMBER	DATE	DESCRIPTION
07/31/13	ISSUE FOR BID / PERMIT	

PROJECT INFORMATION

HomeGoods
DISTRIBUTION
CENTER

125 LOGISTICS CENTER PARKWAY
JEFFERSON, GEORGIA 30549



THIS DRAWING, AS AN INSTRUMENT OF SERVICE, IS AND SHALL REMAIN THE PROPERTY OF THE DESIGN PROFESSIONAL AND SHALL NOT BE REPRODUCED, PUBLISHED OR USED IN ANY WAY WITHOUT THE PERMISSION OF THE DESIGN PROFESSIONAL.

THE CONTRACTOR SHALL VERIFY ALL DIMENSIONS AND EXISTING CONDITIONS AT THE SITE BEFORE PROCEEDING WITH EACH PHASE OF HIS WORK.

©Macgregor Associates Architects, Inc., 1987-2013

DATE	PROJECT NO
07/31/13	2013-018

SHEET TITLE

INTERIOR AND
MILLWORK
ELEVATIONS

SHEET NUMBER

A-608

FOR CONSTRUCTION

17	UPPER CABINET	16	UPPER CAB W/ LIGHT	15	UPPER CAB W/ MICRO SHELF	14	UP CAB W/ MW SHELF AT SOFFIT
	1 1/2" = 1'-0"		1 1/2" = 1'-0"		1 1/2" = 1'-0"		1 1/2" = 1'-0"
13	UPPER CAB W/ LIGHT AT SOFFIT	12	BASE CAB DRAWER W/ SS	11	BASE CABINET W/ SS	10	COUNTER W/ SUPPORTS
	1 1/2" = 1'-0"		1 1/2" = 1'-0"		1 1/2" = 1'-0"		1 1/2" = 1'-0"
5	TRASH DROP & CUBBIES	4	TRASH DROP & CUBBY - SOFFIT	3	SOLID SURFACE VANITY COUNTER	7	BASE CABINET W/ DRAWER
	1 1/2" = 1'-0"		1 1/2" = 1'-0"		1 1/2" = 1'-0"		1 1/2" = 1'-0"
6	COUNTER W/ SUPPORTS	9	ADJUSTIBLE SHELVING	8	BASE CABINET W/ ADA SINK	2	BASE CABINET W/ DRAWER
	1 1/2" = 1'-0"		1 1/2" = 1'-0"		1 1/2" = 1'-0"		1 1/2" = 1'-0"
8	BASE CABINET W/ ADA SINK	1	BASE CABINET	2	BASE CABINET W/ DRAWER	9	ADJUSTIBLE SHELVING
	1 1/2" = 1'-0"		1 1/2" = 1'-0"		1 1/2" = 1'-0"		1 1/2" = 1'-0"



MACGREGOR
ASSOCIATES
ARCHITECTS

2839 Paces Ferry Road, Suite 500
Atlanta, Georgia 30339
T 770.432.9400 F 770.432.9934

SEAL



07/31/13

CONSULTANT

PRINT RECORD

NUMBER	DATE	DESCRIPTION
07/31/13	ISSUE FOR BID / PERMIT	

PROJECT INFORMATION

HomeGoods
DISTRIBUTION
CENTER

125 LOGISTICS CENTER PARKWAY
JEFFERSON, GEORGIA 30549

Be
HomeGoods
Happy

THIS DRAWING, AS AN INSTRUMENT OF SERVICE, IS AND SHALL REMAIN THE PROPERTY OF THE DESIGN PROFESSIONAL AND SHALL NOT BE REPRODUCED, PUBLISHED OR USED IN ANY WAY WITHOUT THE PERMISSION OF THE DESIGN PROFESSIONAL.

THE CONTRACTOR SHALL VERIFY ALL DIMENSIONS AND EXISTING CONDITIONS AT THE SITE BEFORE PROCEEDING WITH EACH PHASE OF HIS WORK.
© Macgregor Associates Architects, Inc. - 1987-2013

DATE	PROJECT NO
07/31/13	2013-018

SHEET TITLE

**MILLWORK
DETAILS**

SHEET NUMBER

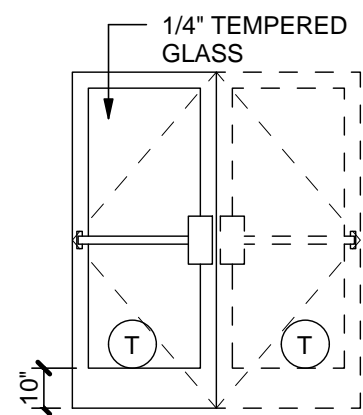
A-609

FOR CONSTRUCTION

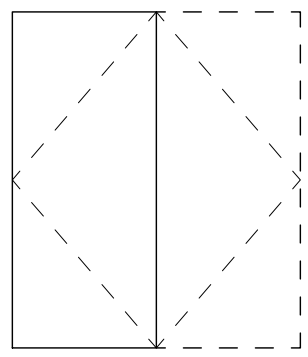
2	DOOR TYPES
	1/4" = 1'-0"

HARDWARE SCHEDULE


SET 1 - STOREFRONT DOORS QTY DESCRIPTION CYLINDER CORE (MASTER KEYED) BALANCE OF HARDWARE BY STOREFRONT SUPPLIER: PIVOT HINGES - TOP, BOTTOM, INTERMEDIATE EXIT DEVICE - RIM MOUNTED CONCEALED CLOSER FLOOR STOP WEATHERSTRIPPING DOOR BOTTOM SWEEP THRESHOLD	SET 2 - DOCK DOORS QTY DESCRIPTION 1 1/2 PR BALL BEARING BUTTS - NRP 1 ALARM EXIT DEVICE WITH EXTERIOR TRIM 1 WEATHER STRIPPING - JAMB AND HEAD 1 CLOSER W/ DOOR STOP 1 DOOR BOTTOM SWEEP 1 THRESHOLD 1 LATCH GUARD 1 LATCH GUARD 1 DRIP CAP 1 KICK PLATE ON INTERIOR	SET 3 - TELCO QTY DESCRIPTION 1 1/2 PR BALL BEARING BUTTS - NRP 1 LOCKSET - STOREROOM FUNCTION 1 ELECTRIC STRIKE 1 WEATHER STRIPPING - JAMB AND HEAD 1 CLOSER W/ DOOR STOP 1 DOOR BOTTOM SEAL 1 THRESHOLD 1 LATCH GUARD 1 LATCH GUARD 1 DRIP CAP 1 KICK PLATE ON INTERIOR	SET 4 - OVERHEAD DOORS QTY DESCRIPTION MANUFACTURERE STANDARD HARDWARE
SET 5 - FIRE PUMP HOUSE DOUBLE DOORS QTY DESCRIPTION 3 PR BALL BEARING BUTTS W/ NRP 1 LOCKSET - STOREROOM 1 FUNCTION 1 CLOSER ACTIVE LEAF W/ STOP 1 FUNCTION 1 FLUSH BOLTS - INACTIVE LEAF 2 THRESHOLD 1 SET WEATHERSTRIPPING 1 LATCH GUARD 1 DRIP CAP 2 SWEEP 2 SET SILENCERS	SET 6 - SINGLE CARD READER QTY DESCRIPTION 1 1/2 PR BALL BEARING BUTTS - NRP 1 LOCKSET - STOREROOM FUNCTION 1 ELECTRIC STRIKE 1 WEATHER STRIPPING - JAMB AND HEAD 1 CLOSER W/ DOOR STOP 1 DOOR BOTTOM SEAL 1 THRESHOLD	SET 7 - DOUBLE CARD READER QTY DESCRIPTION 3 PR BALL BEARING BUTTS - NRP 1 MAG LOCK 2 CLOSERS W/ DOOR STOP 1 PUSH / PULL 1 THRESHOLD 1 KICK PLATES 1 DOOR BOTTOM SEAL	NOTE: ALL LOCKSETS SHALL BE BEST COMPATIBLE



ALUMINUM / GLASS
A AA



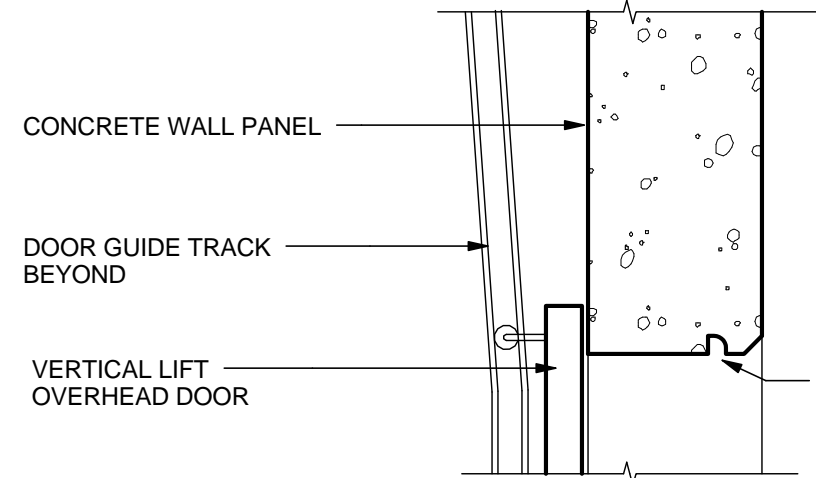
FLUSH
B BB



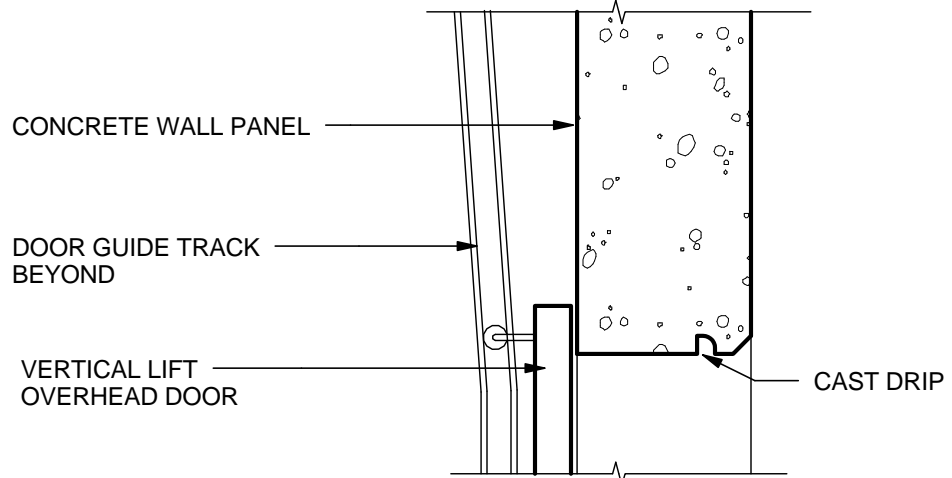
SECTIONAL STEEL
G

1	DOOR DETAILS
	1 1/2" = 1'-0"

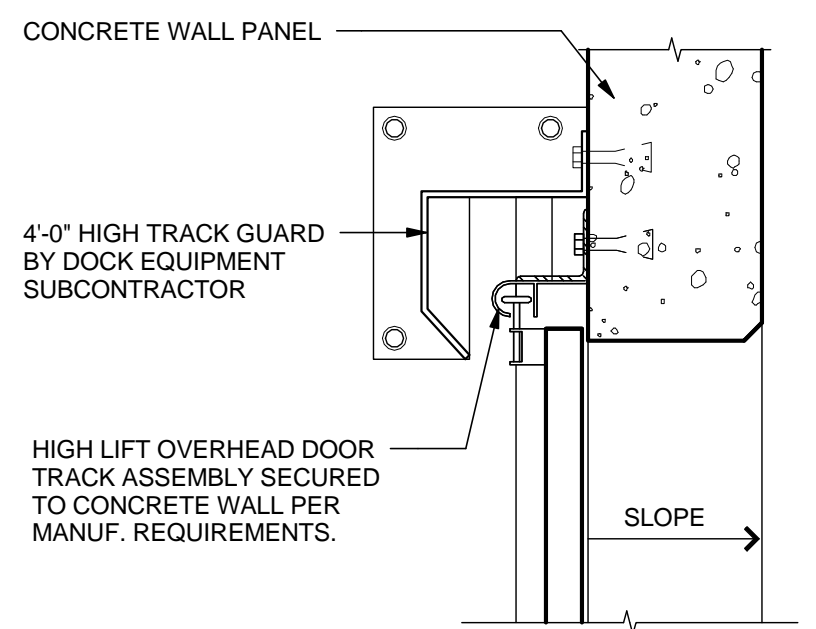
DOOR SCHEDULE - SHIPPING CONT'D													
DR. #	ELEV.	SIZE	THICK.	MATERIAL	FINISH	FRAME MATERIAL	FRAME FINISH	HEAD	JAMB	SILL	LBL	HDW	COMMENTS
472	G	9'-0" x 10'-0"	-	SECTIONAL STEEL	PREFINISHED	PREFINISHED	STEEL TRACK	H1	J1	-	-	SET 4	472
473	G	9'-0" x 10'-0"	-	SECTIONAL STEEL	PREFINISHED	PREFINISHED	STEEL TRACK	H1	J1	-	-	SET 4	473
474	G	9'-0" x 10'-0"	-	SECTIONAL STEEL	PREFINISHED	PREFINISHED	STEEL TRACK	H1	J1	-	-	SET 4	474
475	G	9'-0" x 10'-0"	-	SECTIONAL STEEL	PREFINISHED	PREFINISHED	STEEL TRACK	H1	J1	-	-	SET 4	475
476	G	9'-0" x 10'-0"	-	SECTIONAL STEEL	PREFINISHED	PREFINISHED	STEEL TRACK	H1	J1	-	-	SET 4	476
477	G	9'-0" x 10'-0"	-	SECTIONAL STEEL	PREFINISHED	PREFINISHED	STEEL TRACK	H1	J1	-	-	SET 4	477
478	G	9'-0" x 10'-0"	-	SECTIONAL STEEL	PREFINISHED	PREFINISHED	STEEL TRACK	H1	J1	-	-	SET 4	478
479	G	9'-0" x 10'-0"	-	SECTIONAL STEEL	PREFINISHED	PREFINISHED	STEEL TRACK	H1	J1	-	-	SET 4	479
480	G	9'-0" x 10'-0"	-	SECTIONAL STEEL	PREFINISHED	PREFINISHED	STEEL TRACK	H1	J1	-	-	SET 4	480
481	G	9'-0" x 10'-0"	-	SECTIONAL STEEL	PREFINISHED	PREFINISHED	STEEL TRACK	H1	J1	-	-	SET 4	481
482	G	9'-0" x 10'-0"	-	SECTIONAL STEEL	PREFINISHED	PREFINISHED	STEEL TRACK	H1	J1	-	-	SET 4	482
483	G	9'-0" x 10'-0"	-	SECTIONAL STEEL	PREFINISHED	PREFINISHED	STEEL TRACK	H1	J1	-	-	SET 4	483
484	G	9'-0" x 10'-0"	-	SECTIONAL STEEL	PREFINISHED	PREFINISHED	STEEL TRACK	H1	J1	-	-	SET 4	484
485	B	3'-0" x 7'-0"	1 3/4"	HOLLOW METAL	PAINT	HOLLOW METAL	PAINTED	H3	J3	S3	-	SET 2	485
486	G	9'-0" x 10'-0"	-	SECTIONAL STEEL	PREFINISHED	PREFINISHED	STEEL TRACK	H1	J1	-	-	SET 4	486
487	G	9'-0" x 10'-0"	-	SECTIONAL STEEL	PREFINISHED	PREFINISHED	STEEL TRACK	H1	J1	-	-	SET 4	487
488	G	9'-0" x 10'-0"	-	SECTIONAL STEEL	PREFINISHED	PREFINISHED	STEEL TRACK	H1	J1	-	-	SET 4	488
489	G	9'-0" x 10'-0"	-	SECTIONAL STEEL	PREFINISHED	PREFINISHED	STEEL TRACK	H1	J1	-	-	SET 4	489
490	G	9'-0" x 10'-0"	-	SECTIONAL STEEL	PREFINISHED	PREFINISHED	STEEL TRACK	H1	J1	-	-	SET 4	490
491	G	9'-0" x 10'-0"	-	SECTIONAL STEEL	PREFINISHED	PREFINISHED	STEEL TRACK	H1	J1	-	-	SET 4	491
492	G	9'-0" x 10'-0"	-	SECTIONAL STEEL	PREFINISHED	PREFINISHED	STEEL TRACK	H1	J1	-	-	SET 4	492
493	G	9'-0" x 10'-0"	-	SECTIONAL STEEL	PREFINISHED	PREFINISHED	STEEL TRACK	H1	J1	-	-	SET 4	493
494	G	9'-0" x 10'-0"	-	SECTIONAL STEEL	PREFINISHED	PREFINISHED	STEEL TRACK	H1	J1	-	-	SET 4	494
495	G	9'-0" x 10'-0"	-	SECTIONAL STEEL	PREFINISHED	PREFINISHED	STEEL TRACK	H1	J1	-	-	SET 4	495
496	B	3'-0" x 7'-0"	1 3/4"	HOLLOW METAL	PAINT	HOLLOW METAL	PAINTED	H3	J3	S3	-	SET 2	496
497	G	9'-0" x 10'-0"	-	SECTIONAL STEEL	PREFINISHED	PREFINISHED	STEEL TRACK	H1	J1	-	-	SET 4	497
498	G	9'-0" x 10'-0"	-	SECTIONAL STEEL	PREFINISHED	PREFINISHED	STEEL TRACK	H1	J1	-	-	SET 4	498
499	G	9'-0" x 10'-0"	-	SECTIONAL STEEL	PREFINISHED	PREFINISHED	STEEL TRACK	H1	J1	-	-	SET 4	499
500	G	9'-0" x 10'-0"	-	SECTIONAL STEEL	PREFINISHED	PREFINISHED	STEEL TRACK	H1	J1	-	-	SET 4	500
501	G	9'-0" x 10'-0"	-	SECTIONAL STEEL	PREFINISHED	PREFINISHED	STEEL TRACK	H1	J1	-	-	SET 4	501
502	G	9'-0" x 10'-0"	-	SECTIONAL STEEL	PREFINISHED	PREFINISHED	STEEL TRACK	H1	J1	-	-	SET 4	502
503	G	9'-0" x 10'-0"	-	SECTIONAL STEEL	PREFINISHED	PREFINISHED	STEEL TRACK	H1	J1	-	-	SET 4	503
504	G	9'-0" x 10'-0"	-	SECTIONAL STEEL	PREFINISHED	PREFINISHED	STEEL TRACK	H1	J1	-	-	SET 4	504
505	G	9'-0" x 10'-0"	-	SECTIONAL STEEL	PREFINISHED	PREFINISHED	STEEL TRACK	H1	J1	-	-	SET 4	505
506	G	9'-0" x 10'-0"	-	SECTIONAL STEEL	PREFINISHED	PREFINISHED	STEEL TRACK	H1	J1	-	-	SET 4	506
507	G	9'-0" x 10'-0"	-	SECTIONAL STEEL	PREFINISHED	PREFINISHED	STEEL TRACK	H1	J1	-	-	SET 4	507
508	G	9'-0" x 10'-0"	-	SECTIONAL STEEL	PREFINISHED	PREFINISHED	STEEL TRACK	H1	J1	-	-	SET 4	508
509	G	9'-0" x 10'-0"	-	SECTIONAL STEEL	PREFINISHED	PREFINISHED	STEEL TRACK	H1	J1	-	-	SET 4	509
510	G	9'-0" x 10'-0"	-	SECTIONAL STEEL	PREFINISHED	PREFINISHED	STEEL TRACK	H1	J1	-	-	SET 4	510
511	G	9'-0" x 10'-0"	-	SECTIONAL STEEL	PREFINISHED	PREFINISHED	STEEL TRACK	H1	J1	-	-	SET 4	511
512	B	3'-0" x 7'-0"	1 3/4"	HOLLOW METAL	PAINT	HOLLOW METAL	PAINTED	H3	J3	S3	-	SET 2	512
513	G	9'-0" x 10'-0"	-	SECTIONAL STEEL	PREFINISHED	PREFINISHED	STEEL TRACK	H1	J1	-	-	SET 4	513
514	G	9'-0" x 10'-0"	-	SECTIONAL STEEL	PREFINISHED	PREFINISHED	STEEL TRACK	H1	J1	-	-	SET 4	514
515	G	9'-0" x 10'-0"	-	SECTIONAL STEEL	PREFINISHED	PREFINISHED	STEEL TRACK	H1	J1	-	-	SET 4	515
516	G	9'-0" x 10'-0"	-	SECTIONAL STEEL	PREFINISHED	PREFINISHED	STEEL TRACK	H1	J1	-	-	SET 4	516
517	G	9'-0" x 10'-0"	-	SECTIONAL STEEL	PREFINISHED	PREFINISHED	STEEL TRACK	H1	J1	-	-	SET 4	517
518	G	9'-0" x 10'-0"	-	SECTIONAL STEEL	PREFINISHED	PREFINISHED	STEEL TRACK	H1	J1	-	-	SET 4	518
519	G	9'-0" x 10'-0"	-	SECTIONAL STEEL	PREFINISHED	PREFINISHED	STEEL TRACK	H1	J1	-	-	SET 4	519
520	G	9'-0" x 10'-0"	-	SECTIONAL STEEL	PREFINISHED	PREFINISHED	STEEL TRACK	H1	J1	-	-	SET 4	520
521	G	9'-0" x 10'-0"	-	SECTIONAL STEEL	PREFINISHED	PREFINISHED	STEEL TRACK	H1	J1	-	-	SET 4	521
522	G	9'-0" x 10'-0"	-	SECTIONAL STEEL	PREFINISHED	PREFINISHED	STEEL TRACK	H1	J1	-	-	SET 4	522
523	G	9'-0" x 10'-0"	-	SECTIONAL STEEL	PREFINISHED	PREFINISHED	STEEL TRACK	H1	J1	-	-	SET 4	523
524	G	9'-0" x 10'-0"	-	SECTIONAL STEEL	PREFINISHED	PREFINISHED	STEEL TRACK	H1	J1	-	-	SET 4	524



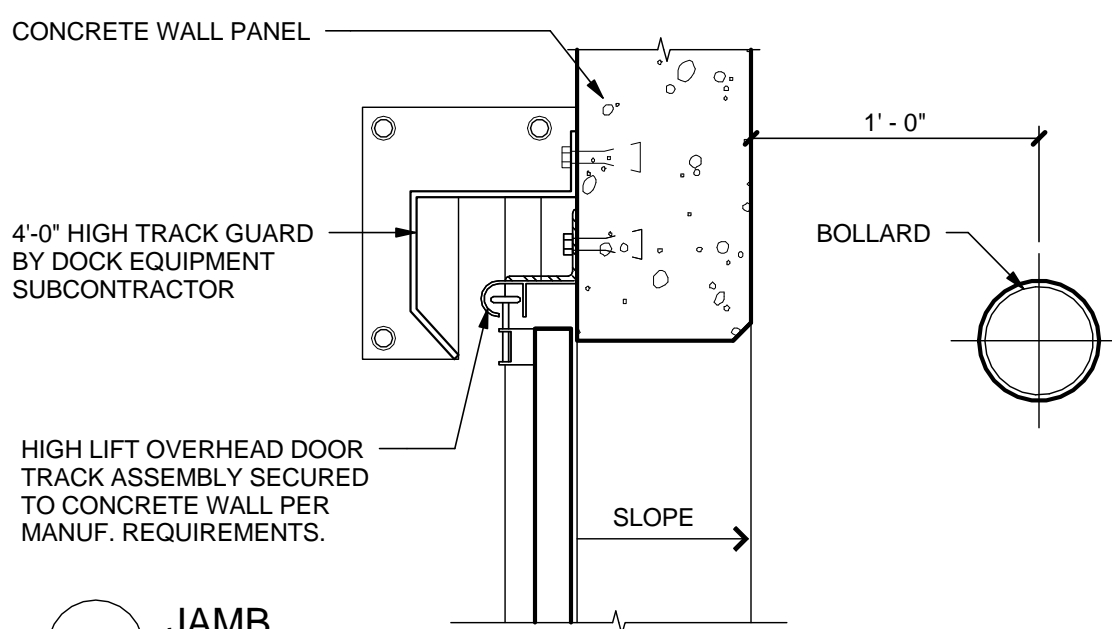
H1 HEAD



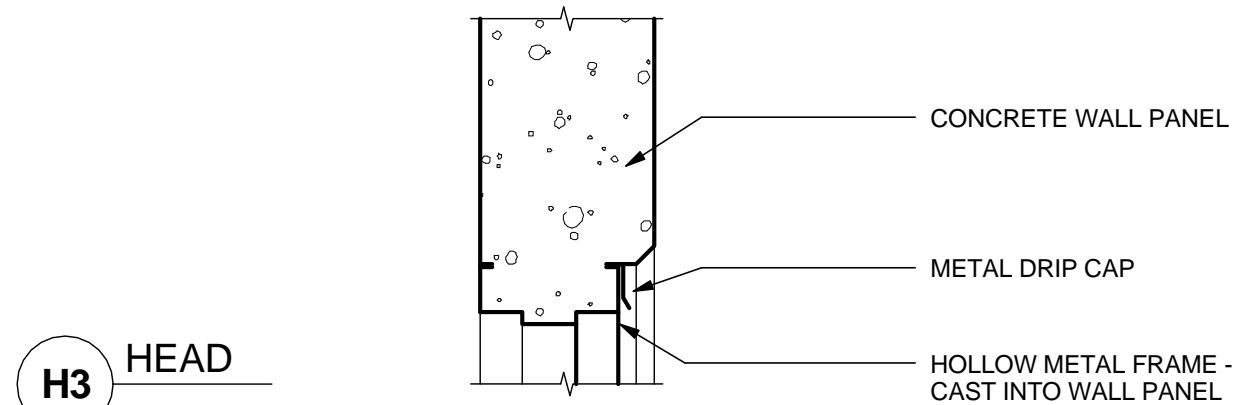
H2 HEAD



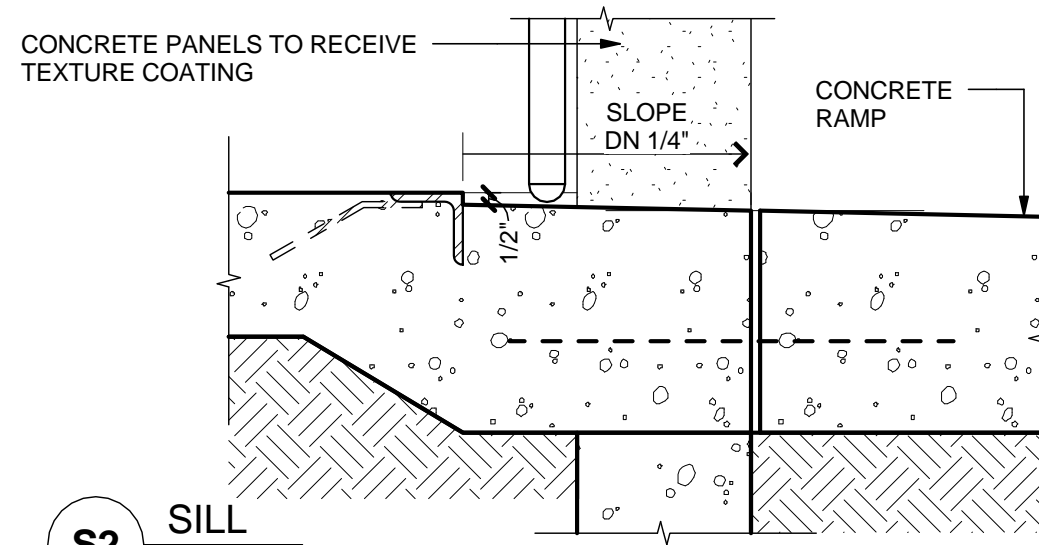
J1 JAMB



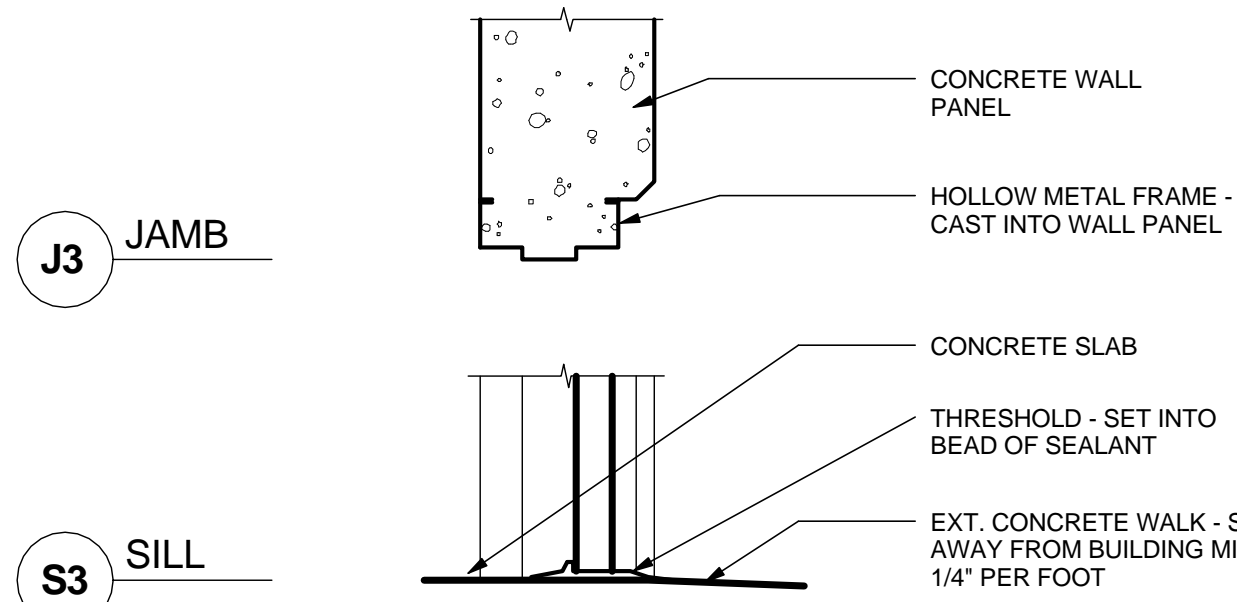
J2 JAMB



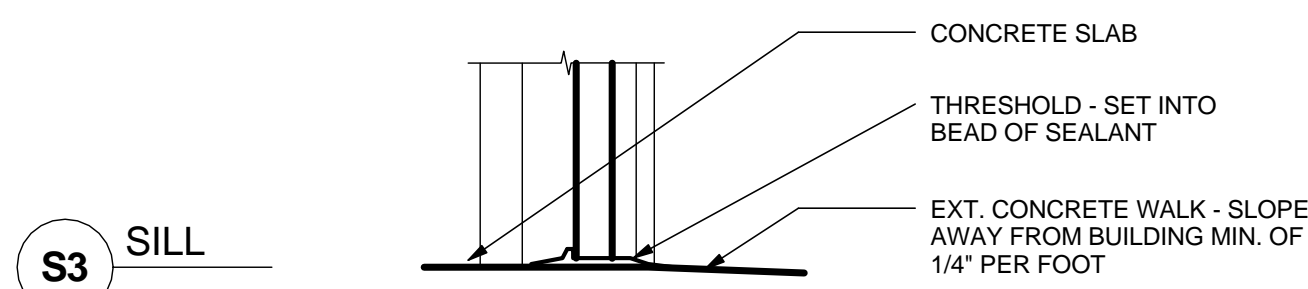
H3 HEAD



S2 SILL



J3 JAMB



S3 SILL



MACAGREGOR
ASSOCIATES
ARCHITECTS

2839 Paces Ferry Road, Suite 500
Atlanta, Georgia 30339
T 770.432.9400 F 770.432.9934

SEAL



07/31/13

CONSULTANT

PRINT RECORD

NUMBER	DATE	DESCRIPTION
	07/31/13	ISSUE FOR BID / PERMIT

PROJECT INFORMATION

HomeGoods
DISTRIBUTION
CENTER

125 LOGISTICS CENTER PARKWAY
JEFFERSON, GEORGIA 30549

Be
HomeGoods
Happy

THIS DRAWING, AS AN INSTRUMENT OF SERVICE,
IS AND SHALL REMAIN THE PROPERTY OF THE
DESIGN PROFESSIONAL AND SHALL NOT BE
REPRODUCED, PUBLISHED OR USED IN ANY WAY
WITHOUT THE PERMISSION OF THE DESIGN
PROFESSIONAL.

THE CONTRACTOR SHALL VERIFY ALL DIMENSIONS
AND EXISTING CONDITIONS AT THE SITE BEFORE
PROCEEDING WITH EACH PHASE OF HIS WORK.
©Macgregor Associates Architects, Inc. - 1987-2013

DATE	PROJECT NO
07/31/13	2013-018

SHEET TITLE

DOOR
SCHEDULE,
TYPES,
HARDWARE
AND DETAILS

SHEET NUMBER

A-702

FOR CONSTRUCTION



MACGREGOR
ASSOCIATES
ARCHITECTS

2839 Paces Ferry Road, Suite 500
Atlanta, Georgia 30339
T 770.432.9400 F 770.432.9934

SEAL



07/31/13

CONSULTANT

PRINT RECORD

NUMBER	DATE	DESCRIPTION
07/31/13	ISSUE FOR BID / PERMIT	

PROJECT INFORMATION

HomeGoods
DISTRIBUTION
CENTER

125 LOGISTICS CENTER PARKWAY
JEFFERSON, GEORGIA 30549

Be
HomeGoods
Happy

THIS DRAWING, AS AN INSTRUMENT OF SERVICE,
IS AND SHALL REMAIN THE PROPERTY OF THE
DESIGN PROFESSIONAL AND SHALL NOT BE
REPRODUCED, PUBLISHED OR USED IN ANY WAY
WITHOUT THE PERMISSION OF THE DESIGN
PROFESSIONAL.

THE CONTRACTOR SHALL VERIFY ALL DIMENSIONS
AND EXISTING CONDITIONS AT THE SITE BEFORE
PROCEEDING WITH EACH PHASE OF HIS WORK.
© Macgregor Associates Architects, Inc. - 1987-2013

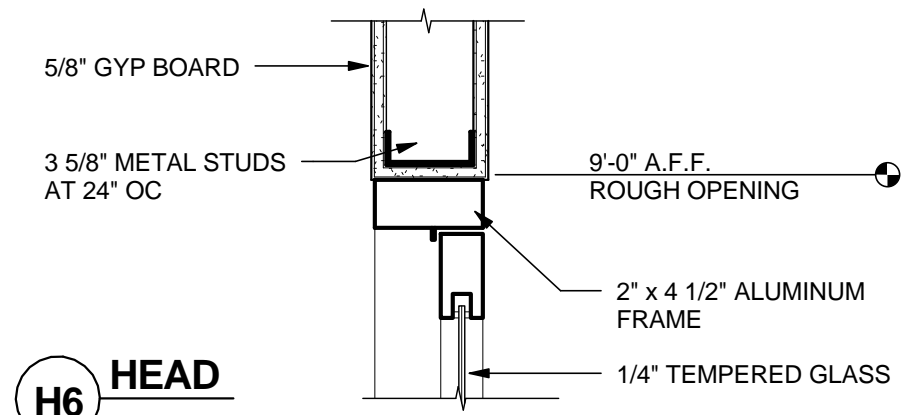
DATE	PROJECT NO
07/31/13	2013-018

SHEET TITLE
**STOREFRONT
ELEVATIONS
AND DETAILS**

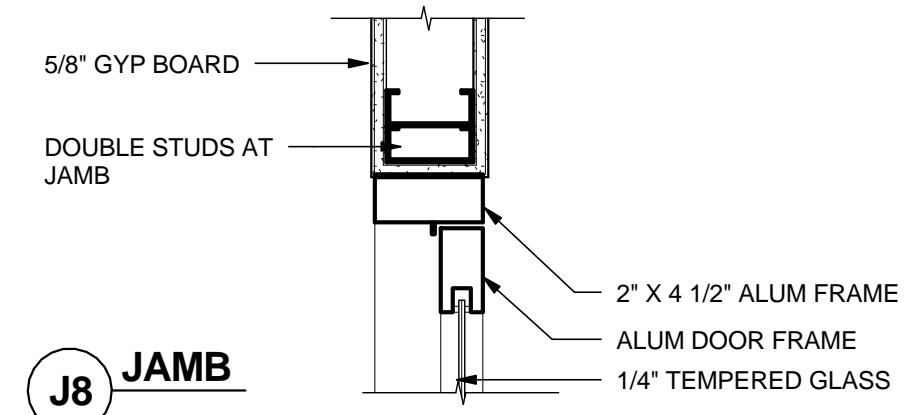
SHEET NUMBER

A-703

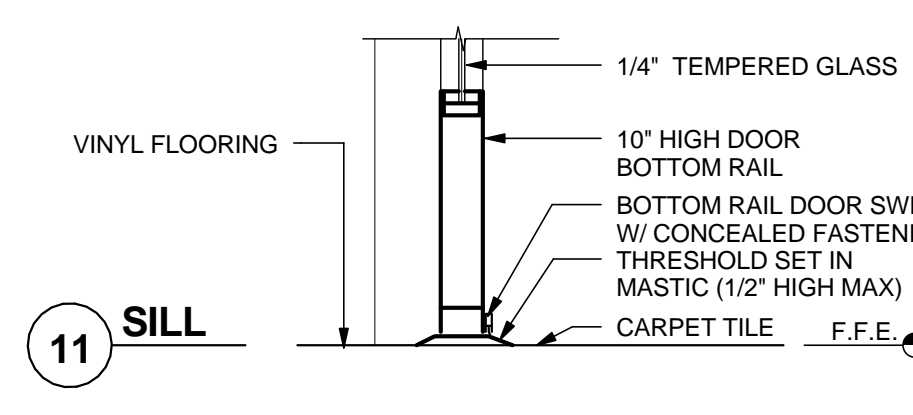
FOR CONSTRUCTION



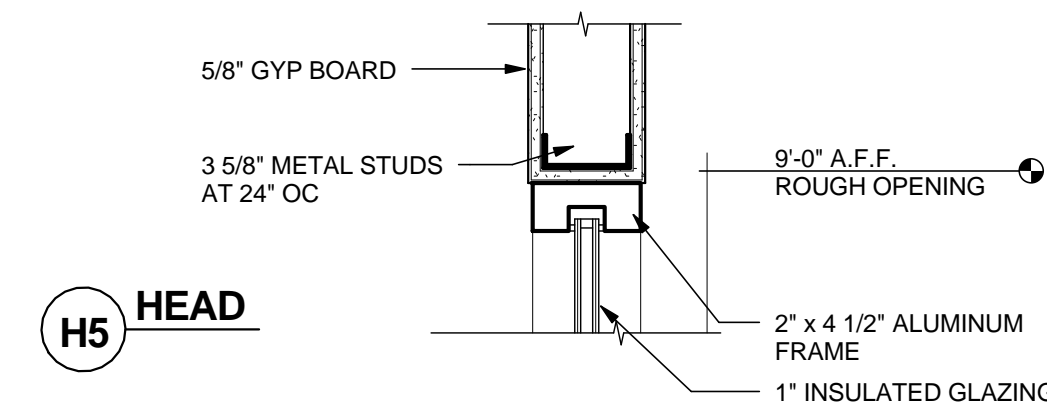
H6 HEAD



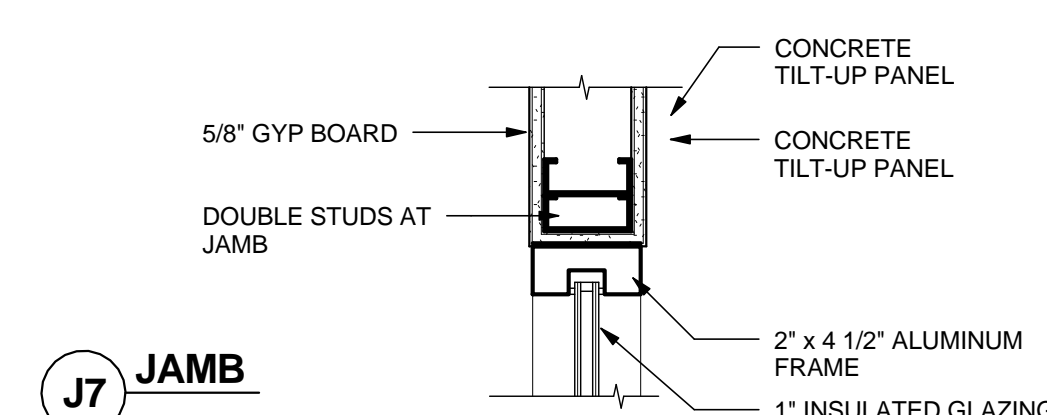
J8 JAMB



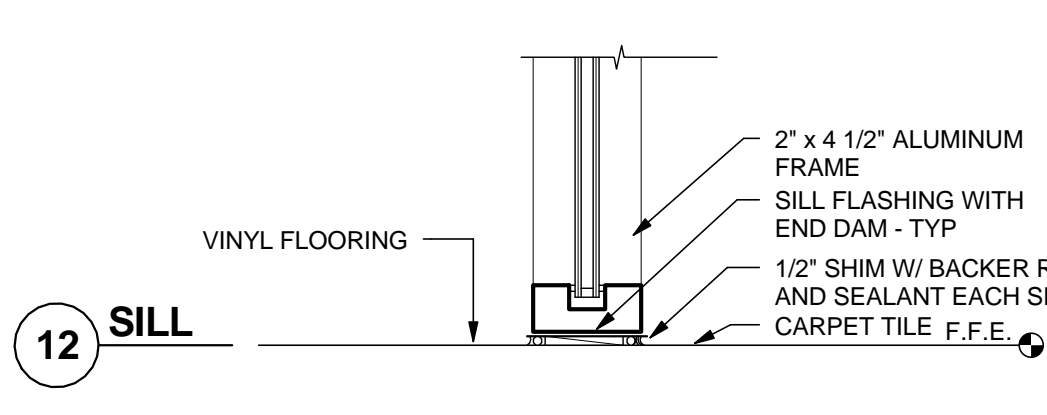
S11 SILL



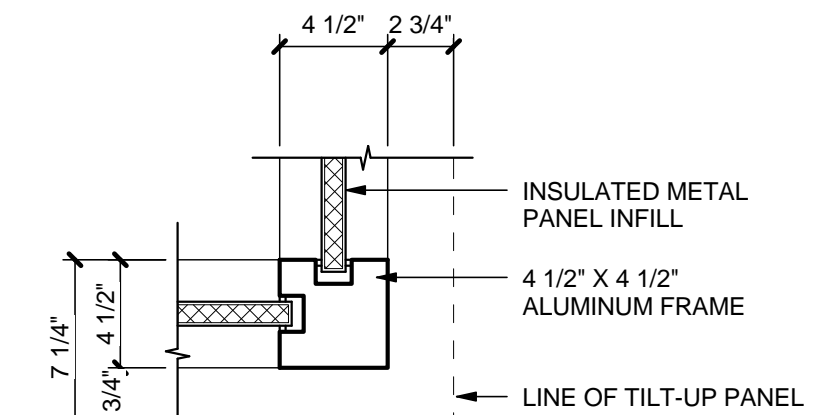
H5 HEAD



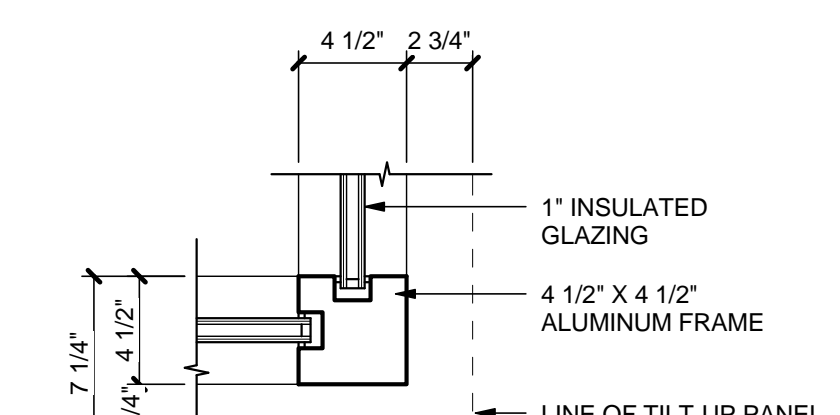
J7 JAMB



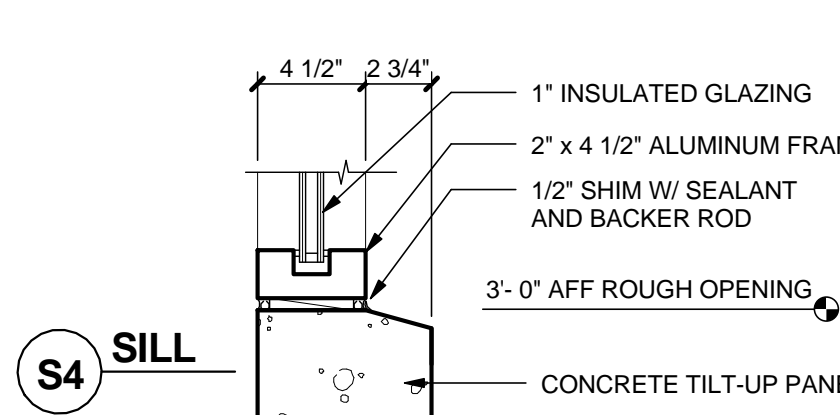
S12 SILL



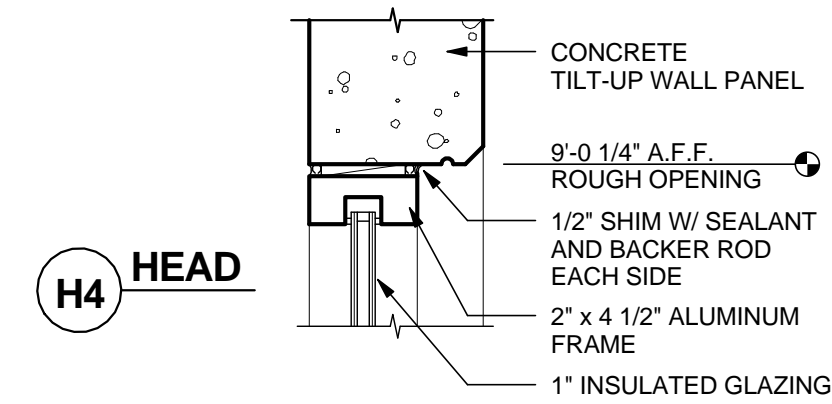
J6 JAMB



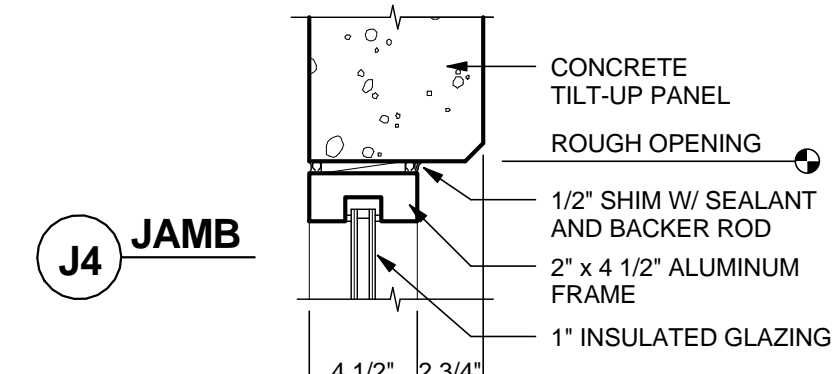
J5 JAMB



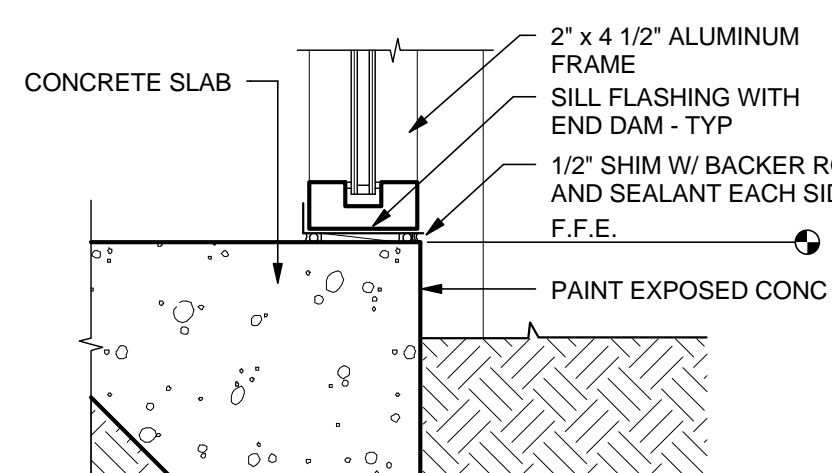
S4 SILL



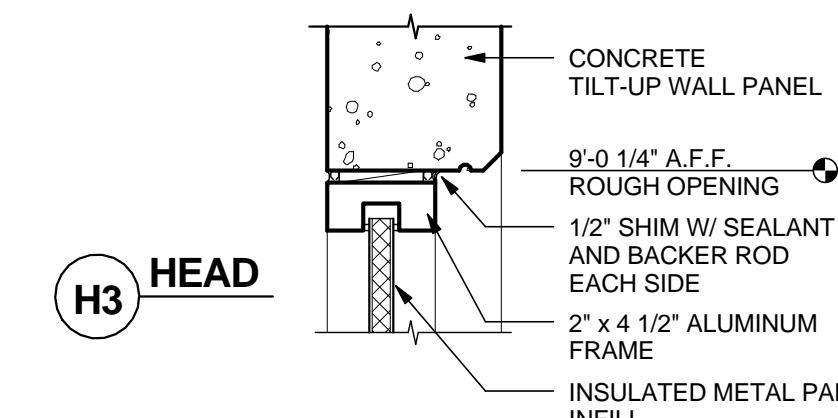
H4 HEAD



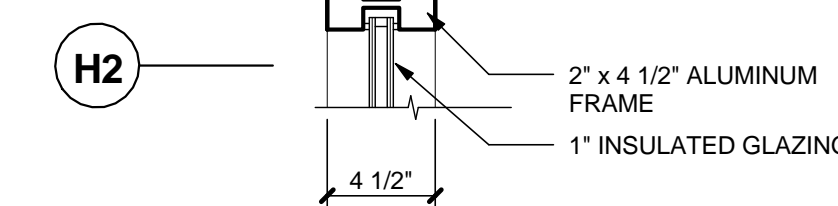
J4 JAMB



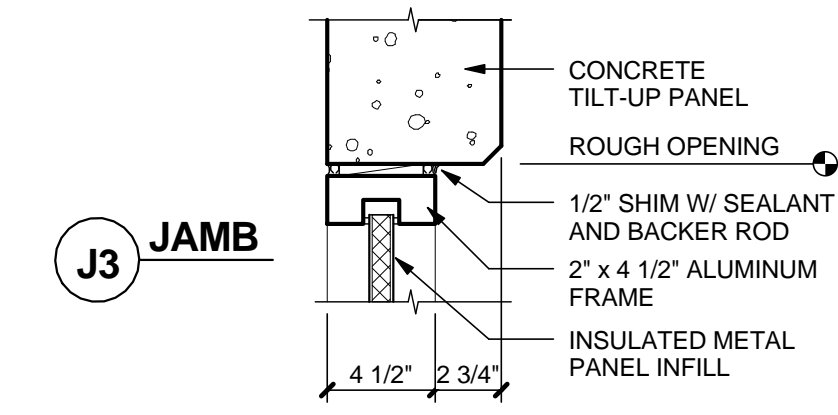
S3 SILL



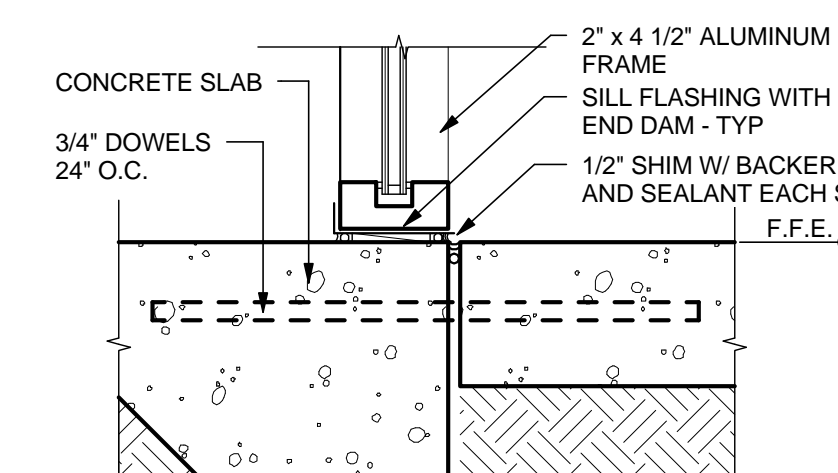
H3 HEAD



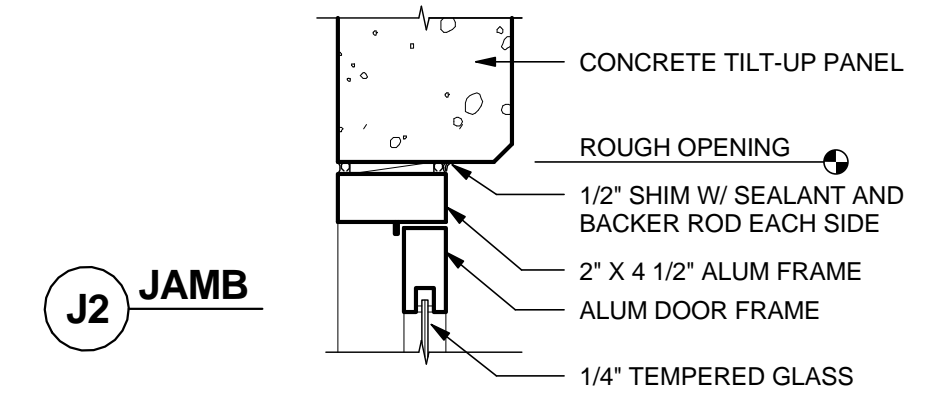
H2 HEAD



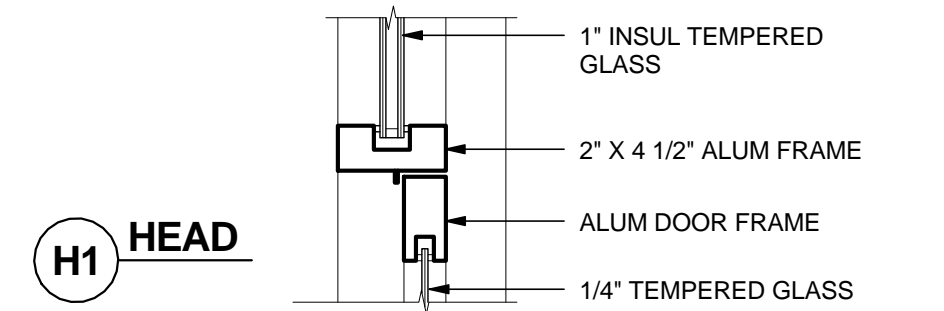
J3 JAMB



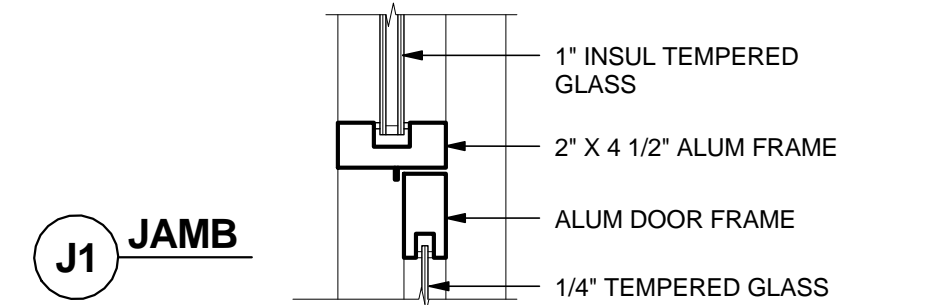
S2 SILL



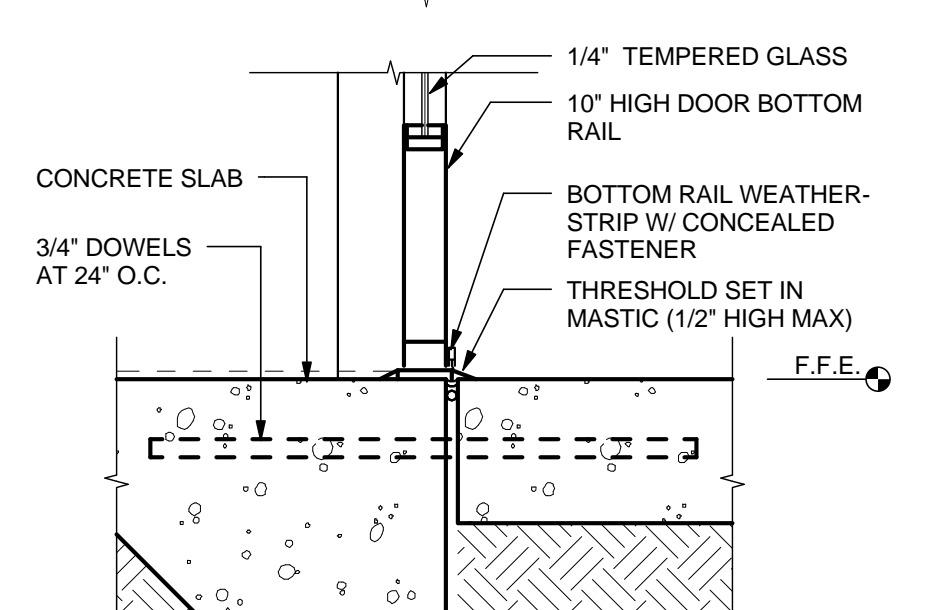
J2 JAMB



H1 HEAD



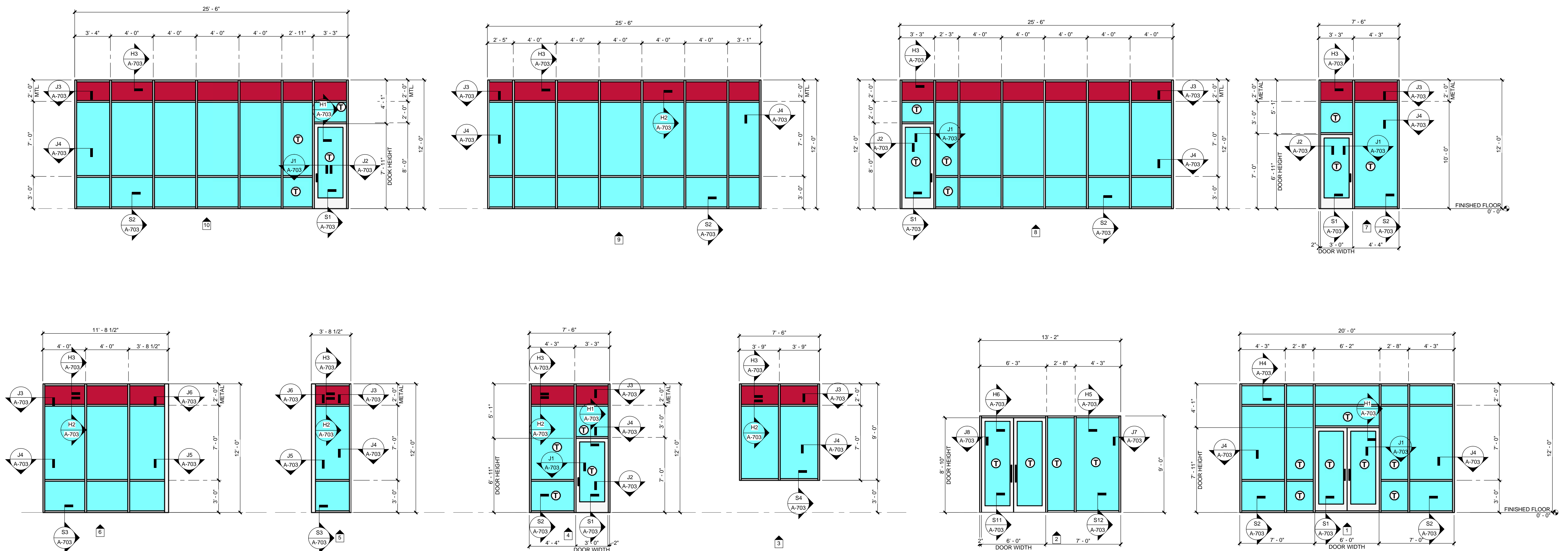
J1 JAMB



S1 SILL

2 STOREFRONT DETAILS

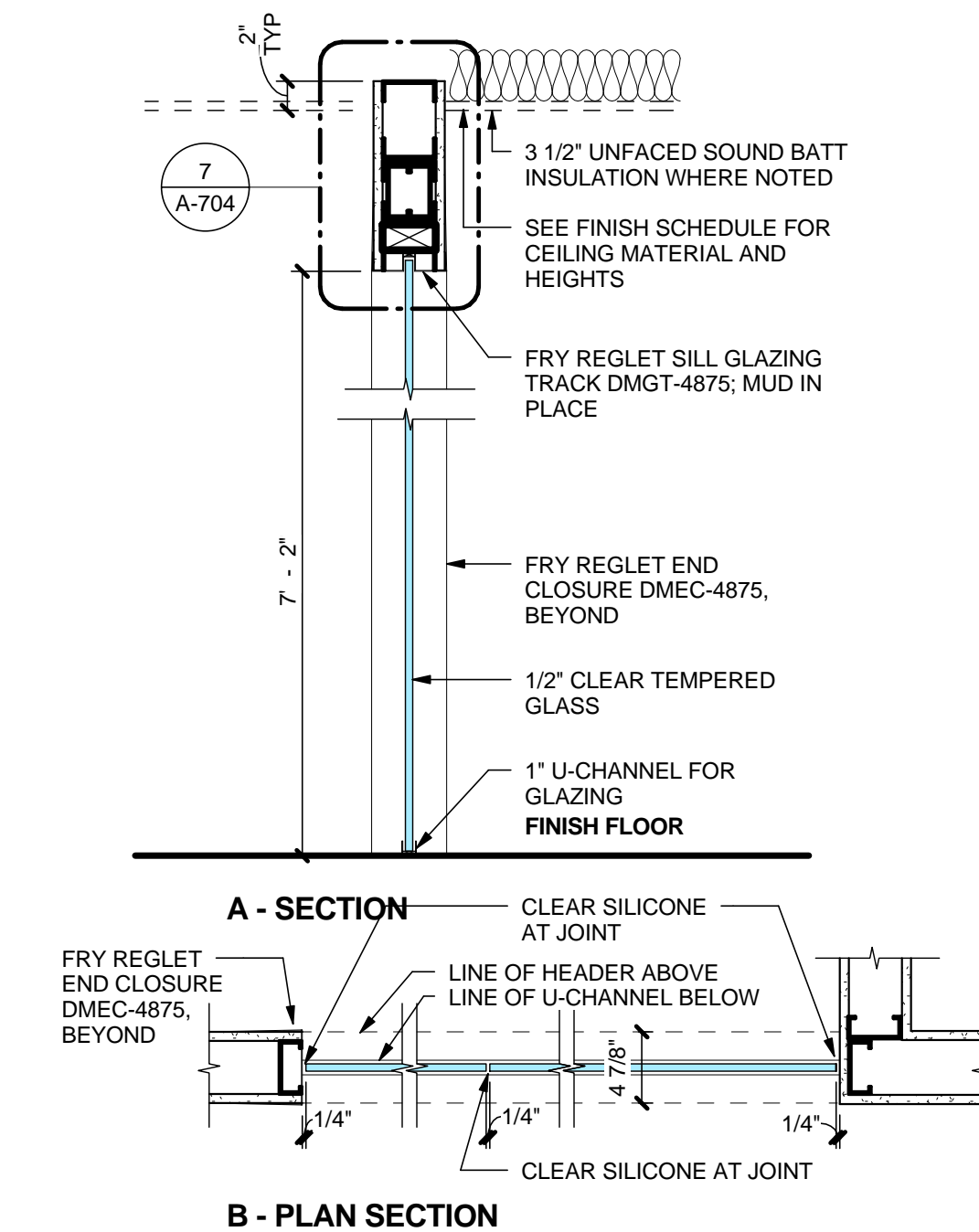
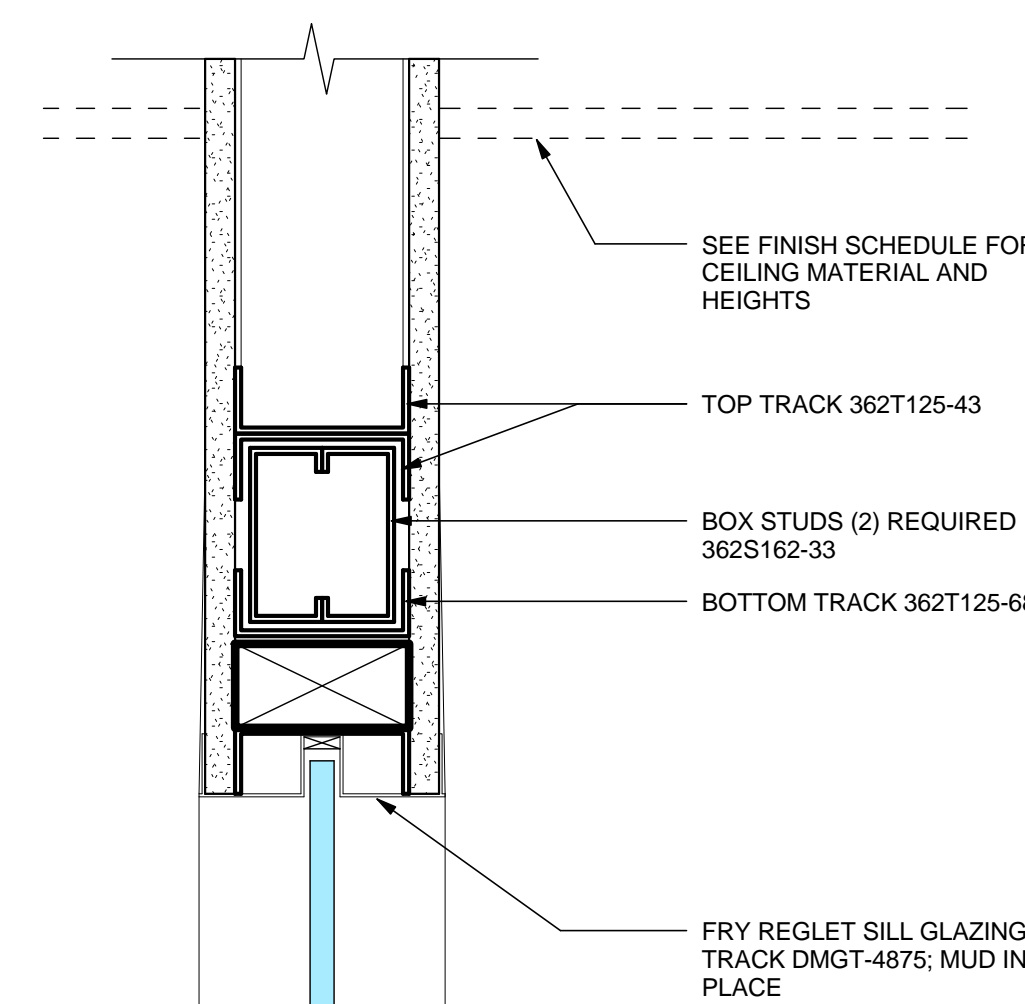
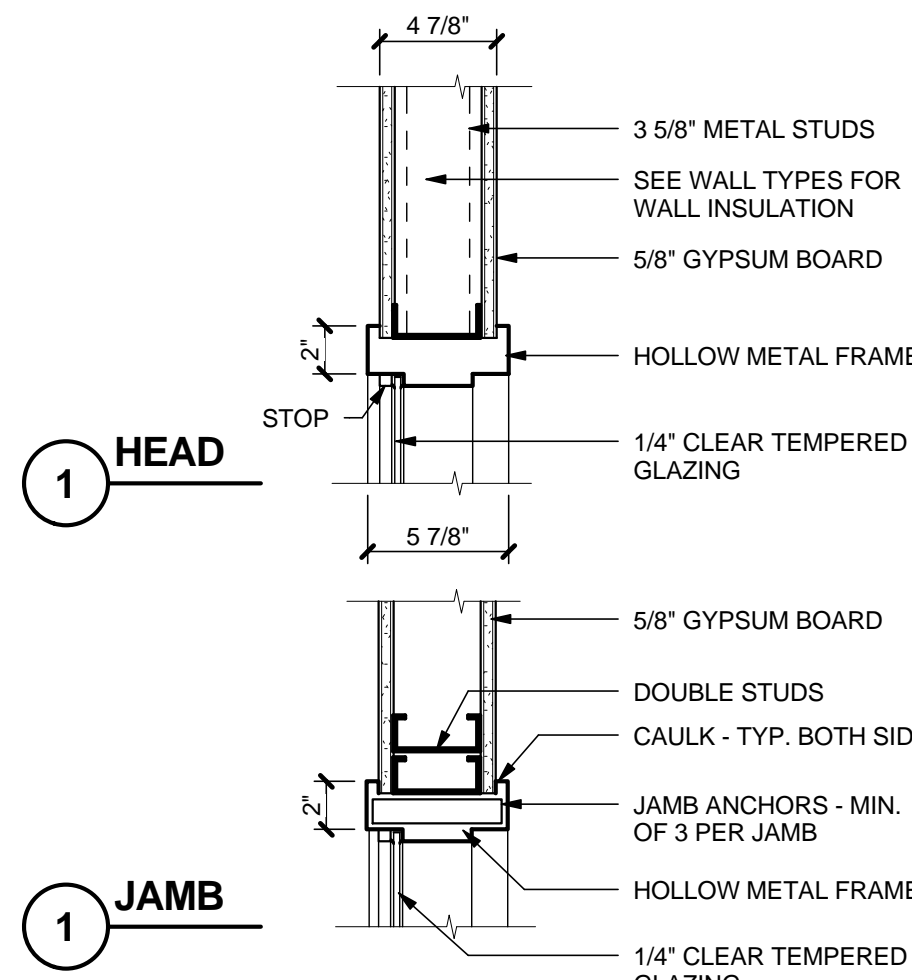
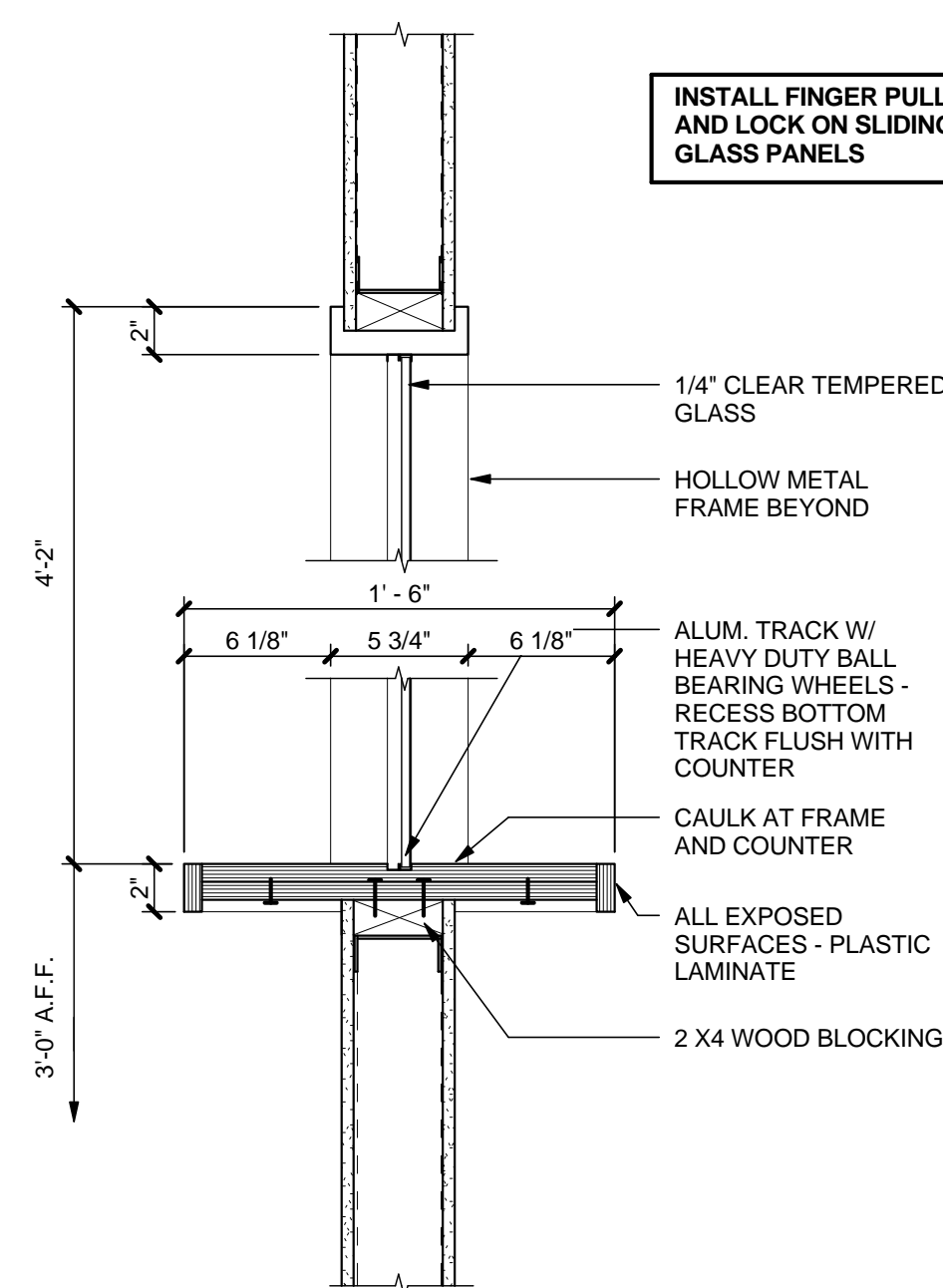
1 1/2" = 1'-0"



1 STOREFRONT ELEVATIONS

1/4" = 1'-0"

8/1/2013 5:53:04 AM



**MACGREGOR
ASSOCIATES
ARCHITECTS**

**2839 Paces Ferry Road, Suite 500
Atlanta, Georgia 30339
T 770.432.9400 F 770.432.9934**

SEAL



07/31/13

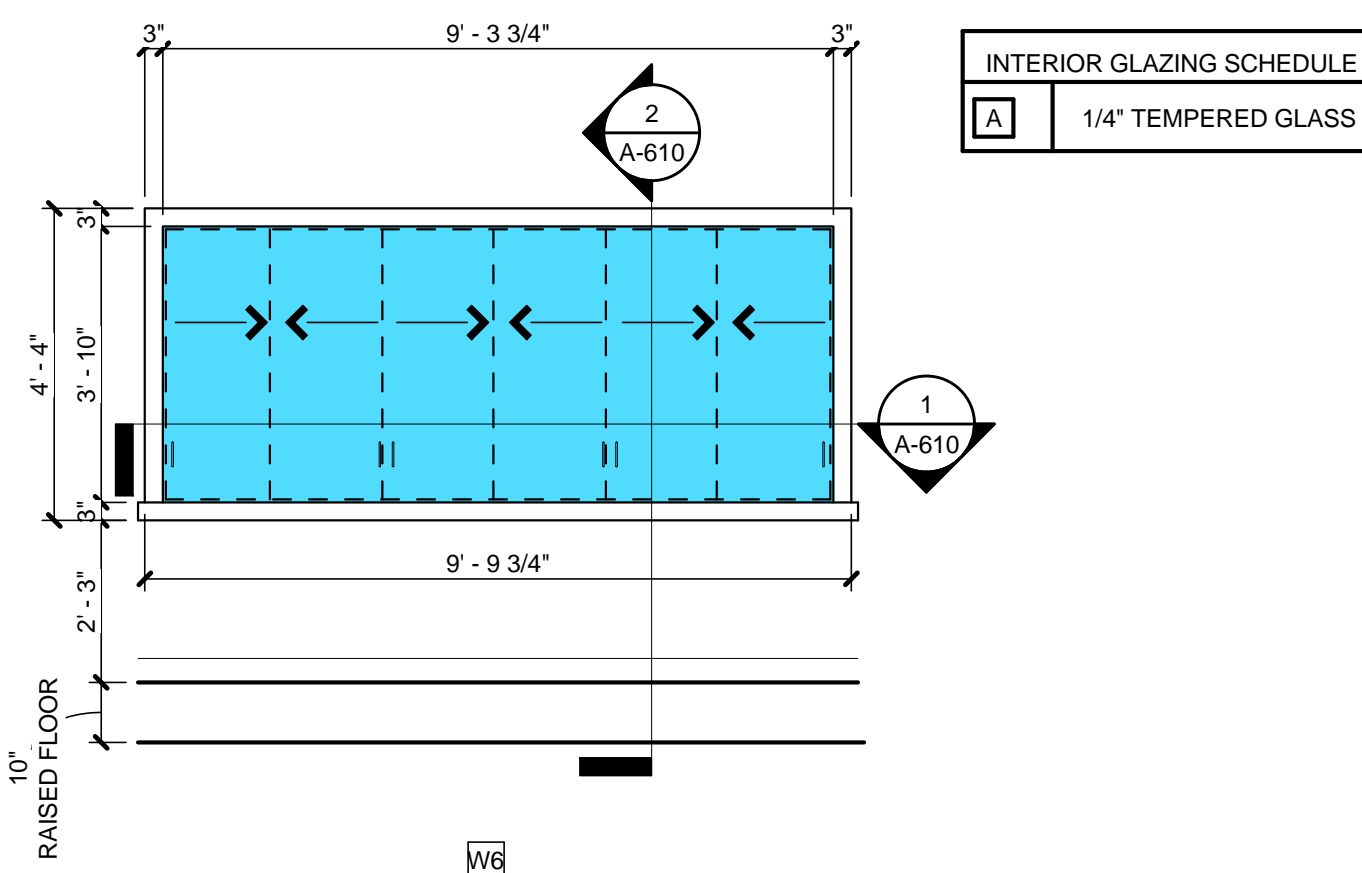
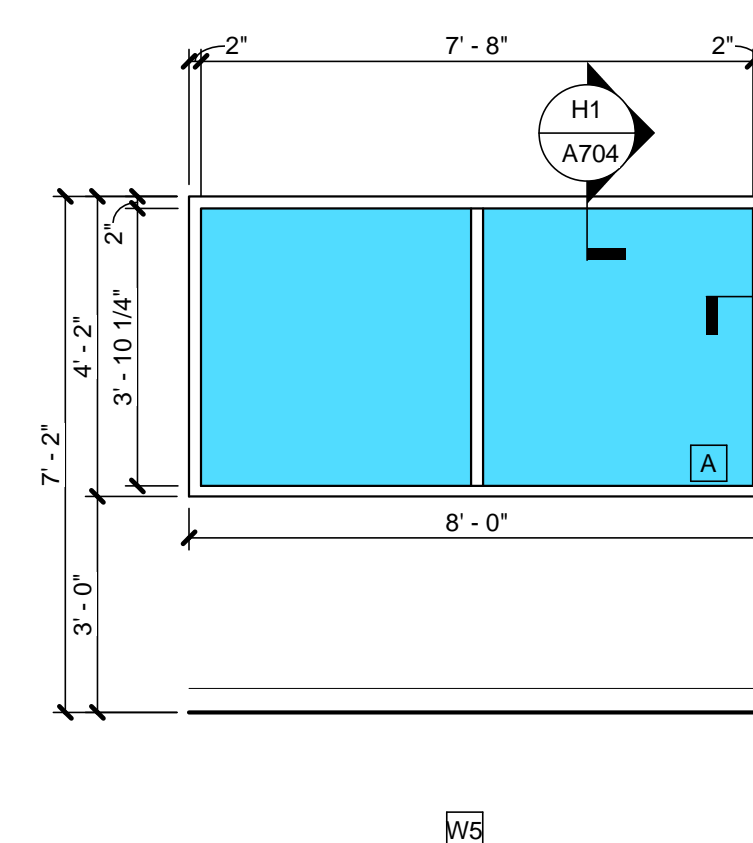
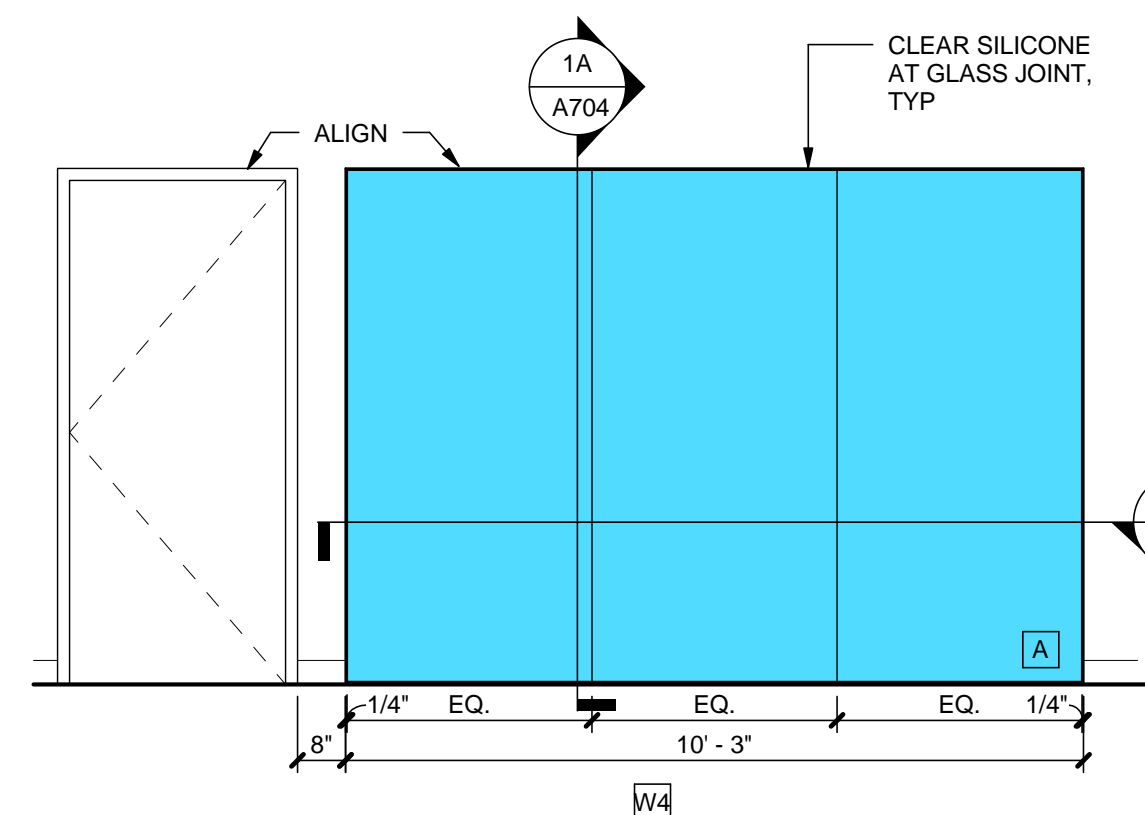
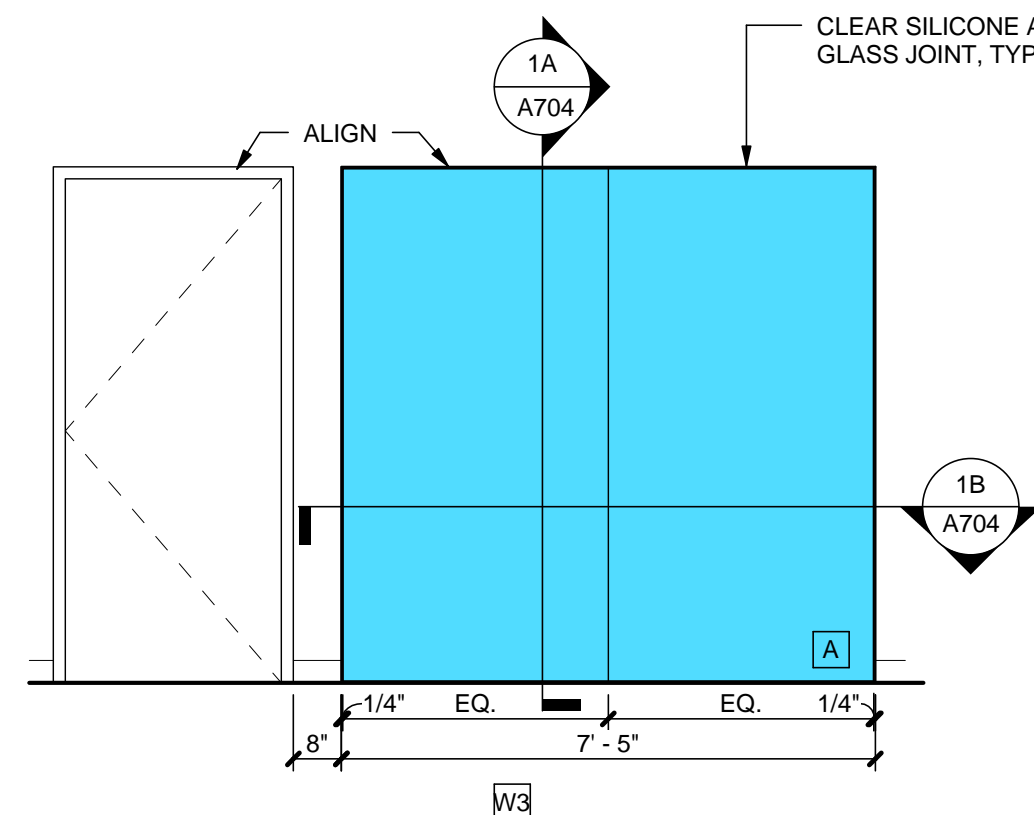
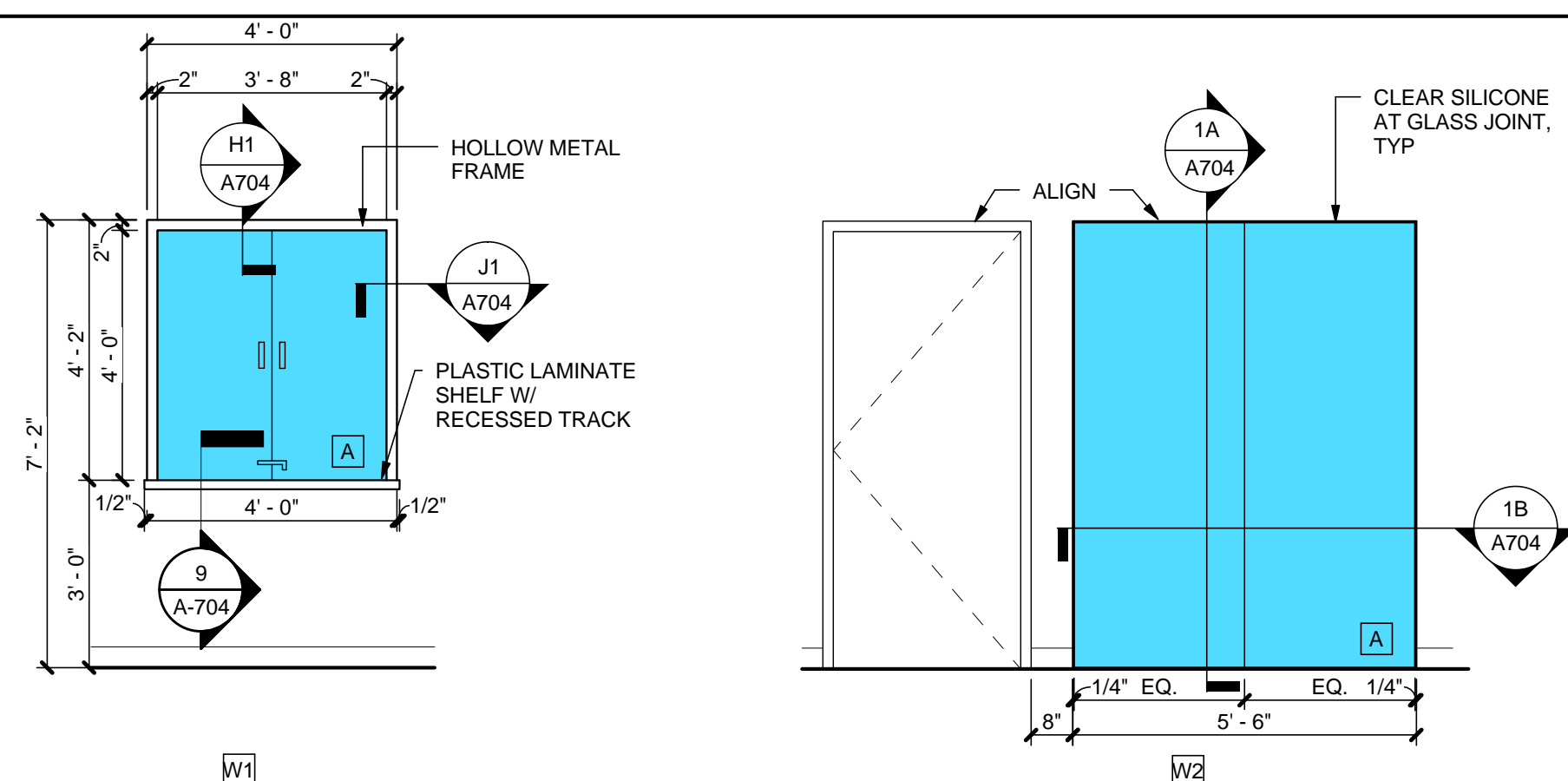
CONSULTANT

FRAMELESS GLASS

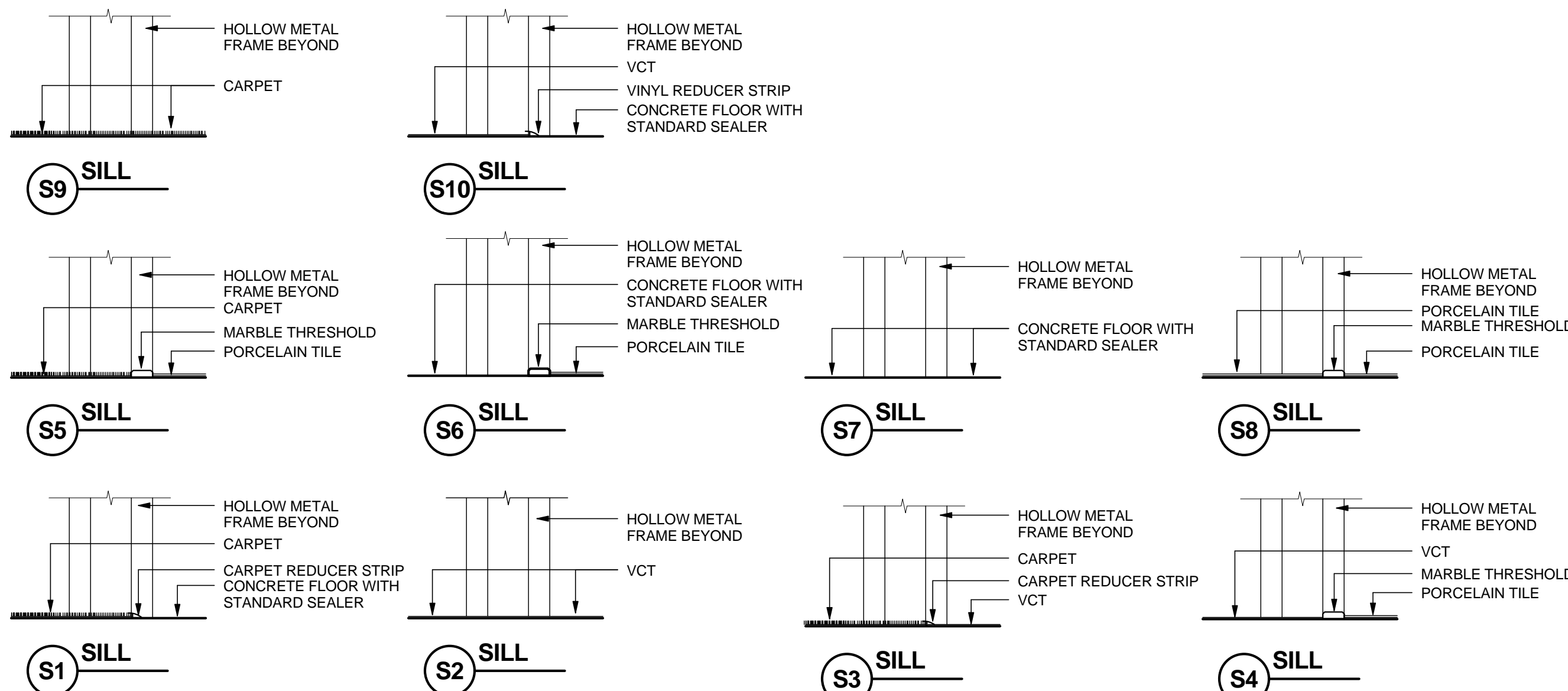
HEADER FRAMELESS GLASS

WINDOW HEAD AND JAMB

TRANSACTION WIN - SLIDING

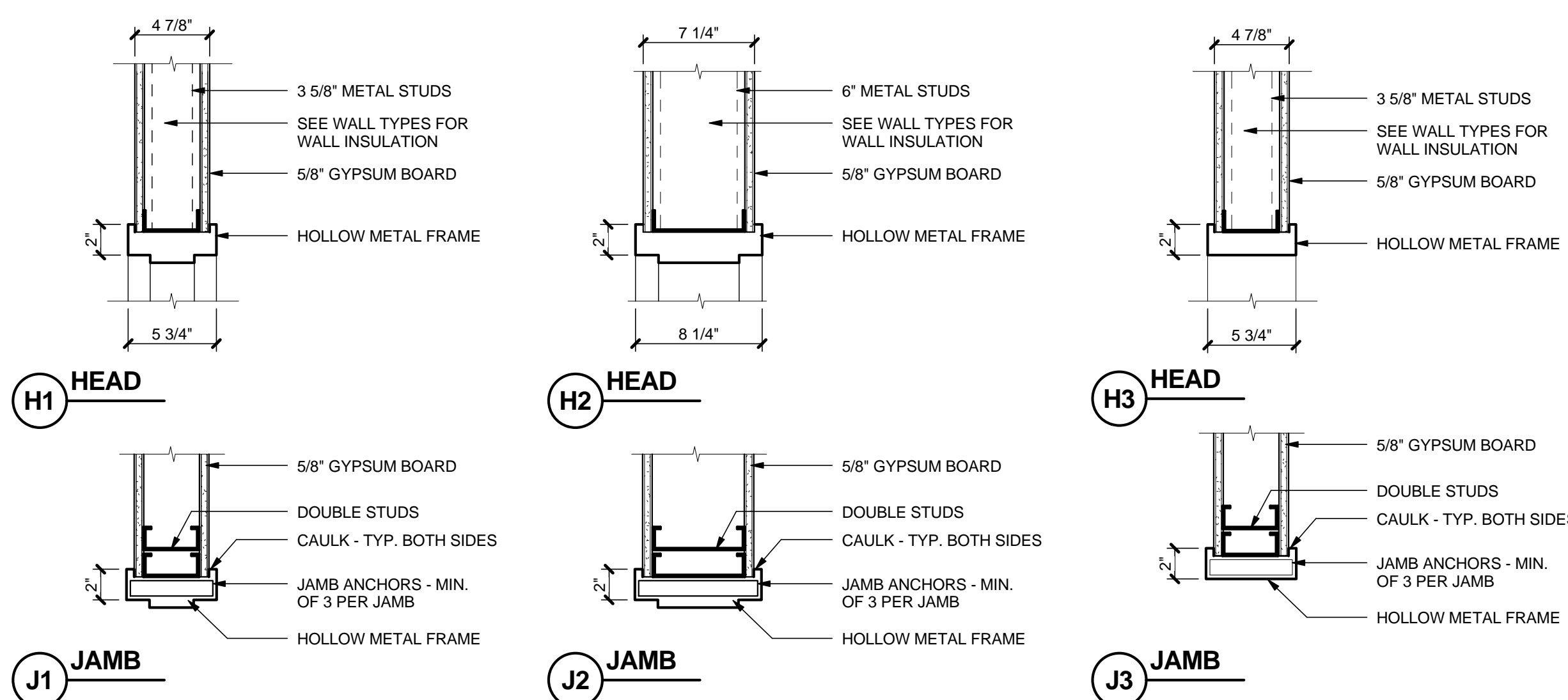


WINDOW TYPE ELEVATIONS

$$\frac{3}{8}'' = 1'-0''$$


INTERIOR DOOR DETAILS - SILL

1 1/2" = 1'-0"



INTERIOR DOOR DETAILS - JAMB/HEAD

1 1/2" = 1'-0"

INTERIOR DOOR TYPES

1/4" = 1'-0"

INTERIOR DOOR AND HARDWARE SCHEDULES

12" = 1'-0'

DOOR SCHEDULE - INTERIOR																
DR. #	ELEV.	SIZE	THICK.	MATERIAL	FINISH	FRAME MATERIAL	FRAME FINISH	HEAD	JAMB	SILL	LBL	HDW	COMMENTS	DR. #		
A01	AA	(PR) 3'-0" x 7'-11"	-	ALUMINUM / GLASS	STAINED	ALUMINUM	ANODIZED					SET 1		A01		
A03a	B	3'-0" x 7'-0"	1 3/4"	SC WOOD	STAINED	HOLLOW METAL	PAINTED	H1	J1	S3	--	L3	ELECTRIC STRIKE	A03a		
A03b	B	3'-0" x 7'-0"	1 3/4"	SC WOOD	STAINED	HOLLOW METAL	PAINTED	H1	J1	S9	--	P1		A03b		
A04	B	3'-0" x 7'-0"	1 3/4"	SC WOOD	STAINED	HOLLOW METAL	PAINTED	H1	J1	S3	--	L3		A04		
A06	C.O.	6'-0" x 7'-0"	--	--	--	HOLLOW METAL	PAINTED	H3	J3	S3	--	--		A06		
A07	B	3'-0" x 7'-0"	1 3/4"	SC WOOD	STAINED	HOLLOW METAL	PAINTED	H1	J1	S3	--	P1		A07		
A08	B	3'-0" x 7'-0"	1 3/4"	SC WOOD	STAINED	HOLLOW METAL	PAINTED	H1	J1	S9	--	L3		A08		
A09	A	3'-0" x 7'-0"	1 3/4"	SC WOOD	STAINED	HOLLOW METAL	PAINTED	H1	J1	S9	--	L3		A09		
A10	B	3'-0" x 7'-0"	1 3/4"	SC WOOD	STAINED	HOLLOW METAL	PAINTED	H1	J1	S9	--	L3		A10		
A11	B	3'-0" x 7'-0"	1 3/4"	SC WOOD	STAINED	HOLLOW METAL	PAINTED	H1	J1	S9	--	L3		A11		
A12	B	3'-0" x 7'-0"	1 3/4"	SC WOOD	STAINED	HOLLOW METAL	PAINTED	H1	J1	S9	--	L3		A12		
A13	B	3'-0" x 7'-0"	1 3/4"	SC WOOD	STAINED	HOLLOW METAL	PAINTED	H1	J1	S9	--	L3		A13		
A15	B	3'-0" x 7'-0"	1 3/4"	SC WOOD	STAINED	HOLLOW METAL	PAINTED	H1	J1	S9	--	P1		A15		
A16	B	3'-0" x 7'-0"	1 3/4"	SC WOOD	STAINED	HOLLOW METAL	PAINTED	H1	J1	S9	--	L3		A16		
A17	B	3'-0" x 7'-0"	1 3/4"	SC WOOD	STAINED	HOLLOW METAL	PAINTED	H1	J1	S9	--	L3		A17		
A18	B	3'-0" x 7'-0"	1 3/4"	SC WOOD	STAINED	HOLLOW METAL	PAINTED	H1	J1	S9	--	L3		A18		
A21	B	3'-0" x 7'-0"	1 3/4"	SC WOOD	STAINED	HOLLOW METAL	PAINTED	H1	J1	S5	--	P3		A21		
A22	B	3'-0" x 7'-0"	1 3/4"	SC WOOD	STAINED	HOLLOW METAL	PAINTED	H1	J1	S5	--	P3		A22		
A23	B	3'-0" x 7'-0"	1 3/4"	SC WOOD	STAINED	HOLLOW METAL	PAINTED	H1	J1	S9	--	L5		A23		
A25a	B	3'-0" x 7'-0"	1 3/4"	SC WOOD	STAINED	HOLLOW METAL	PAINTED	H2	J2	S9	--	P1		A25a		
A25b	B	3'-0" x 7'-0"	1 3/4"	SC WOOD	STAINED	HOLLOW METAL	PAINTED	H2	J2	S9	--	P1		A25b		
A26	B	3'-0" x 7'-0"	1 3/4"	SC WOOD	STAINED	HOLLOW METAL	PAINTED	H1	J1	S9	--	P1		A26		
A27	B	3'-0" x 7'-0"	1 3/4"	SC WOOD	STAINED	HOLLOW METAL	PAINTED	H1	J1	S9	--	P1		A27		
A28	B	3'-0" x 7'-0"	1 3/4"	SC WOOD	STAINED	HOLLOW METAL	PAINTED	H1	J1	S3	--	L2	ELECTRIC STRIKE	A28		
A29	B	3'-0" x 7'-0"	1 3/4"	SC WOOD	STAINED	HOLLOW METAL	PAINTED	H1	J1	S9	--	L3		A29		
A30	B	3'-0" x 7'-0"	1 3/4"	SC WOOD	STAINED	HOLLOW METAL	PAINTED	H1	J1	S3	--	L3		A30		
A31	B	3'-0" x 7'-0"	1 3/4"	SC WOOD	STAINED	HOLLOW METAL	PAINTED	H2	J2	S9	--	L3	ELECTRIC STRIKE	A31		
A32	B	3'-0" x 7'-0"	1 3/4"	SC WOOD	STAINED	HOLLOW METAL	PAINTED	H2	J2	S9	--	P1		A32		
A33	B	3'-0" x 7'-0"	1 3/4"	SC WOOD	STAINED	HOLLOW METAL	PAINTED	H1	J1	S2	--	L5		A33		
A35	B	3'-0" x 7'-0"	1 3/4"	SC WOOD	STAINED	HOLLOW METAL	PAINTED	H2	J2	S3	--	P1		A35		
A36	B	3'-0" x 7'-0"	1 3/4"	SC WOOD	STAINED	HOLLOW METAL	PAINTED	H2	J2	S3	--	P1		A36		
A37	B	3'-0" x 7'-0"	1 3/4"	SC WOOD	STAINED	HOLLOW METAL	PAINTED	H2	J2	S2	--	L7	ELECTRIC STRIKE	A37		
A38	B	3'-0" x 7'-0"	1 3/4"	SC WOOD	STAINED	HOLLOW METAL	PAINTED	H1	J1	S3	--	P1		A38		
A39	B	3'-0" x 7'-0"	1 3/4"	SC WOOD	STAINED	HOLLOW METAL	PAINTED	H1	J1	S2	--	P1		A39		
A40	B	3'-0" x 7'-0"	1 3/4"	SC WOOD	STAINED	HOLLOW METAL	PAINTED	H1	J1	S2	--	P1		A40		
A41	B	3'-0" x 7'-0"	1 3/4"	SC WOOD	STAINED	HOLLOW METAL	PAINTED	H1	J1	S2	--	L2		A41		
A42	B	3'-0" x 7'-0"	1 3/4"	SC WOOD	STAINED	HOLLOW METAL	PAINTED	H1	J1	S4	--	L6		A42		
A43	B	3'-0" x 7'-0"	1 3/4"	SC WOOD	STAINED	HOLLOW METAL	PAINTED	H1	J1	S2	--	L3		A43		
A44	B	3'-0" x 7'-0"	1 3/4"	SC WOOD	STAINED	HOLLOW METAL	PAINTED	H2	J2	S3	--	P1	ELECTRIC STRIKE	A44		
A45	B	3'-0" x 7'-0"	1 3/4"	SC WOOD	STAINED	HOLLOW METAL	PAINTED	H2	J2	S10	--	L5		A45		
A46a	C.O.	3'-9" x 7'-0"	--	--	--	HOLLOW METAL	PAINTED	H3	J3	S2	--	--		A46a		
A46b	C.O.	3'-9" x 7'-0"	--	--	--	HOLLOW METAL	PAINTED	H3	J3	S2	--	--		A46b		
A47a	B	3'-0" x 7'-0"	1 3/4"	SC WOOD	STAINED	HOLLOW METAL	PAINTED	H1	J1	S3	--	P1		A47a		
A47b	B	3'-0" x 7'-0"	1 3/4"	SC WOOD	STAINED	HOLLOW METAL	PAINTED	H1	J1	S3	--	P1		A47b		
A48	B	3'-0" x 7'-0"	1 3/4"	SC WOOD	STAINED	HOLLOW METAL	PAINTED	H2	J2	S4	--	P3		A48		
A50	B	3'-0" x 7'-0"	1 3/4"	SC WOOD	STAINED	HOLLOW METAL	PAINTED	H2	J2	S8	--	P3		A50		
A52	BB	(PR) 2'-0" x 7'-0"	1 3/4"	SC WOOD	STAINED	HOLLOW METAL	PAINTED	H2	J2	S8	--	L4		A52		
A53	B	3'-0" x 7'-0"	1 3/4"	SC WOOD	STAINED	HOLLOW METAL	PAINTED	H1	J1	S10	--	L5		A53		
A54	BB	(PR) 2'-0" x 7'-0"	1 3/4"	SC WOOD	STAINED	HOLLOW METAL	PAINTED	H2	J2	S8	--	L4		A54		
B01	B	3'-0" x 7'-0"	1 3/4"	HOLLOW METAL	PAINT	HOLLOW METAL	PAINTED	H1	J1	S10	--	L3		B01		
C01	E	3'-0" x 7'-0"	1 3/4"	HOLLOW METAL	PAINT	HOLLOW METAL	PAINTED	H1	J1	S6	--	L6		C01		
D01a	BB	(PR) 3'-0" x 7'-0"	1 3/4"	HOLLOW METAL	PAINT	HOLLOW METAL	PAINTED	H1	J1	S10	--	L1	MAG LOCK	D01a		
D01b	B	3'-0" x 7'-0"	1 3/4"	HOLLOW METAL	PAINT	HOLLOW METAL	PAINTED	H1	J1	S7	--	L2		D01b		
E01	B	3'-0" x 7'-0"	1 3/4"	HOLLOW METAL	PAINT	HOLLOW METAL	PAINTED	H1	J1	S6	--	P3		E01		
E02	B	3'-0" x 7'-0"	1 3/4"	HOLLOW METAL	PAINT	HOLLOW METAL	PAINTED	H1	J1	S6	--	P3		E02		
E03	B	3'-0" x 7'-0"	1 3/4"	HOLLOW METAL	PAINT	HOLLOW METAL	PAINTED	H1	J1	S7	--	L5		E03		
F01	B	3'-0" x 7'-0"	1 3/4"	HOLLOW METAL	PAINT	HOLLOW METAL	PAINTED	H1	J1	S6	--	L6		F01		
G01	B	3'-0" x 7'-0"	1 3/4"	HOLLOW METAL	PAINT	HOLLOW METAL	PAINTED	H1	J1	S10	--	L3		G01		
G02	B	3'-0" x 7'-0"	1 3/4"	HOLLOW METAL	PAINT	HOLLOW METAL	PAINTED	H1	J1	S6	--	L6		G02		
H01	B	3'-0" x 7'-0"	1 3/4"	HOLLOW METAL	PAINT	HOLLOW METAL	PAINTED	H1	J1	S6	--	L6		H01		

NOTE: ALL LOCKSETS SHALL BE BEST COMPATIBLE

PROJECT INFORMATION

HomeGoods
DISTRIBUTION
CENTER

125 LOGISTICS CENTER PARKWAY
JEFFERSON, GEORGIA 30549

Be
HomeGoods
Happy®

THIS DRAWING, AS AN INSTRUMENT OF SERVICE, IS AND SHALL REMAIN THE PROPERTY OF THE DESIGN PROFESSIONAL, AND SHALL NOT BE REPRODUCED, PUBLISHED OR USED IN ANY WAY WITHOUT THE PERMISSION OF THE DESIGN PROFESSIONAL.

THE CONTRACTOR SHALL VERIFY ALL DIMENSION AND EXISTING CONDITIONS AT THE SITE BEFORE PROCEEDING WITH EACH PHASE OF HIS WORK.

©Macgregor Associates Architects, Inc. - 1987/2013

DATE	PROJECT NO
07/31/13	2013-018

SHEET TITLE

INTERIOR DOOR AND WINDOW TYPES AND DETAILS

SHEET NUMBER

A-704

FOR CONSTRUCTION



MACGREGOR
ASSOCIATES
ARCHITECTS

2839 Paces Ferry Road, Suite 500
Atlanta, Georgia 30339
T 770.432.9400 F 770.432.9934

SEAL



07/31/13

CONSULTANT

PRINT RECORD

NUMBER	DATE	DESCRIPTION
07/31/13	ISSUE FOR BID / PERMIT	

PROJECT INFORMATION

HomeGoods
DISTRIBUTION
CENTER

125 LOGISTICS CENTER PARKWAY
JEFFERSON, GEORGIA 30549



THIS DRAWING, AS AN INSTRUMENT OF SERVICE,
IS AND SHALL REMAIN THE PROPERTY OF THE
DESIGN PROFESSIONAL AND SHALL NOT BE
REPRODUCED, PUBLISHED OR USED IN ANY WAY
WITHOUT THE PERMISSION OF THE DESIGN
PROFESSIONAL.

THE CONTRACTOR SHALL VERIFY ALL DIMENSIONS
AND EXISTING CONDITIONS AT THE SITE BEFORE
PROCEEDING WITH EACH PHASE OF HIS WORK.
© MacGregor Associates Architects, Inc. - 1987-2013

DATE	PROJECT NO
07/31/13	2013-018

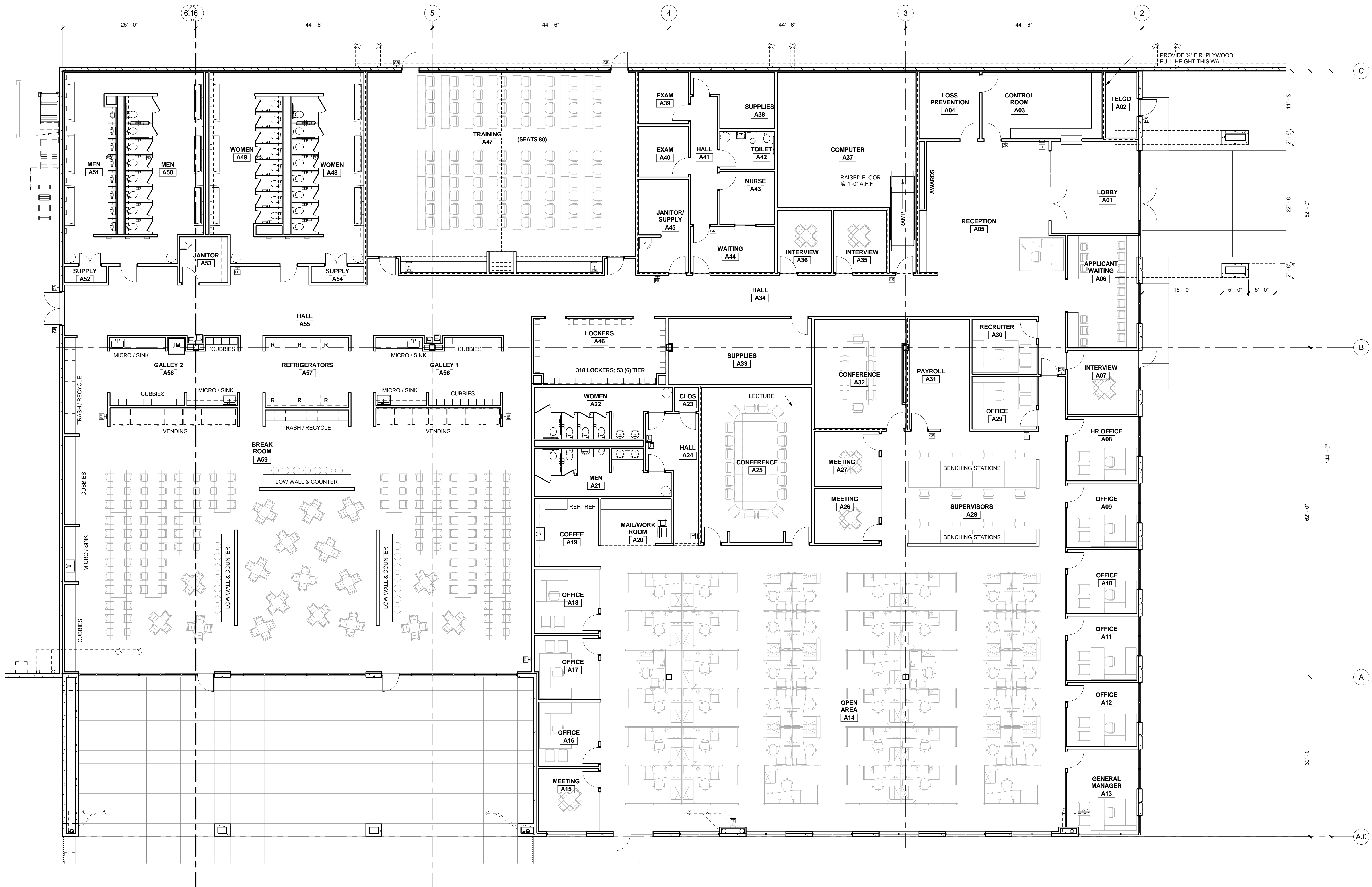
SHEET TITLE

**FURNITURE
PLAN**

SHEET NUMBER

A-802

FOR CONSTRUCTION



1 MAIN OFFICE FURNITURE PLAN (FOR INFORMATION ONLY)

1/8" = 1'-0"

8/1/2013 5:53:47 AM